

# JABSCO®

## Model 34744-0000

### FLANGEMOUNT 3" BLOWER 115 VOLT AC

#### FEATURES

- Tough Reinforced Plastic Housing
- Continuous-Duty Motor with Thermal Overload Protection
- Mounts To Any Flat Surface
- Slip-On Inlet Ducting Connection
- Efficient High Volume Air Flow
- Low Current Draw
- Corrosion-Resistant Materials Throughout

#### SPECIFICATIONS

- Air Flow:** 100ft<sup>3</sup>/min. (2,8m<sup>3</sup>/min.)
- Voltage:** 115 Vac
- Fuse Size:** 0.75 Amp AGC (optional)
- Weight:** 5 lb (2,3 kg)

#### APPLICATION

The Jabsco 115 Vac blower is ideal for ventilating cabin odors which may be present in galleys, heads or locker areas. It may also be used for engine room ventilation on vessels with diesel powered engines only. **THIS BLOWER IS NOT IGNITION PROTECTED. DO NOT USE TO EXHAUST FLAMMABLE VAPORS SUCH AS GASOLINE FUMES OR MOUNT IN AN AREA WHICH MAY CONTAIN FLAMMABLE VAPORS.** The blower is also suitable for general air circulation when 115 Vac power consumption is preferred.

#### INSTALLATION

**MOUNTING:** The blower housing flange should be mounted on a flat bulkhead surface. Selection of a dry cool location will prolong motor life. If mounting blower in a location where spray into discharge port may occur, mount blower with motor in a vertical orientation (see installation drawing). When location is selected, cut a 2-3/4" hole through bulkhead to align with discharge port of blower. Secure discharge port flange to bulkhead using #10 screws and flat washers. Tighten screws evenly to avoid flange damage. If discharged air is to be directed to a vent by means of 3" ducting, install an outlet collar number 34856-0000 on the side of the bulkhead opposite blower (as illustrated in installation drawing). 3" flexible ducting number 34959-0100 is easy to cut and install providing a simple means of directing air to the appropriate discharge vent. Use a suitable fitting so blower static pressure will not be affected by external wind conditions. If 3" ducting is used to direct air to the blower inlet, route the ducting with as few bends as possible.

For an exposed inlet, the chrome plated ventilator intake screen number 34764-0000 provides a safe and attractive



Model 34744-0000

means of protecting the inlet. The blower may also be mounted with the inlet port through a bulkhead by using intake collar number 34943-0000 to convert the 3" intake port to a flange configuration.

**NOTICE:** Blower should be mounted away from extreme heat (more than 130°F) to prevent distortion of blower wheel or housing.

#### WARNING

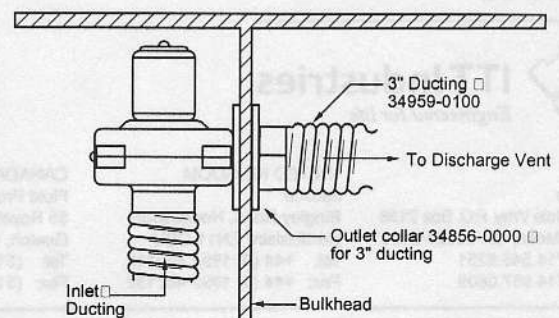


Explosion hazard. Motor can spark. Explosion & death can occur. Do not use where flammable vapors are present.

**WIRING:** All wiring should be done by a qualified electrician and conform with USCG regulations. A minimum of 16 gauge THW wire should be used for lengths of up to 50 feet from the power source. The ungrounded (black) conductor may include a 0.75 Amp AGC fuse installed near the power source to protect the circuit.

A switch of minimum 5 Amp rating may also be installed in ungrounded conductor (between fuse and blower) to control blower operation. The neutral conductor (white) should be connected directly from the neutral buss to the blower motor. A separate ground wire (green) should be secured to the grounding wire riveted to the motor case and connected to the vessel's common ground.

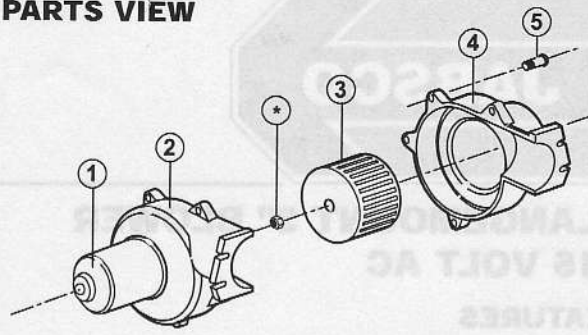
#### INSTALLATION DRAWING



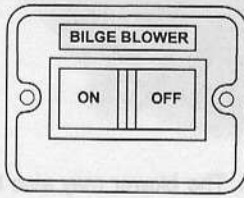
## PARTS LIST

Key	Description	Qty.	Part Number
1	Motor Kit 115 Vac with 2 Mounting Nuts	1	34848-0000
2	Blower Housing	1	35774-0000
3	Blower Wheel	1	34742-0001
4	Blower Housing	1	35775-0000
5	Screw 8 x 5/8 SS Self Tapping Pan Head	5	35508-0000

## PARTS VIEW

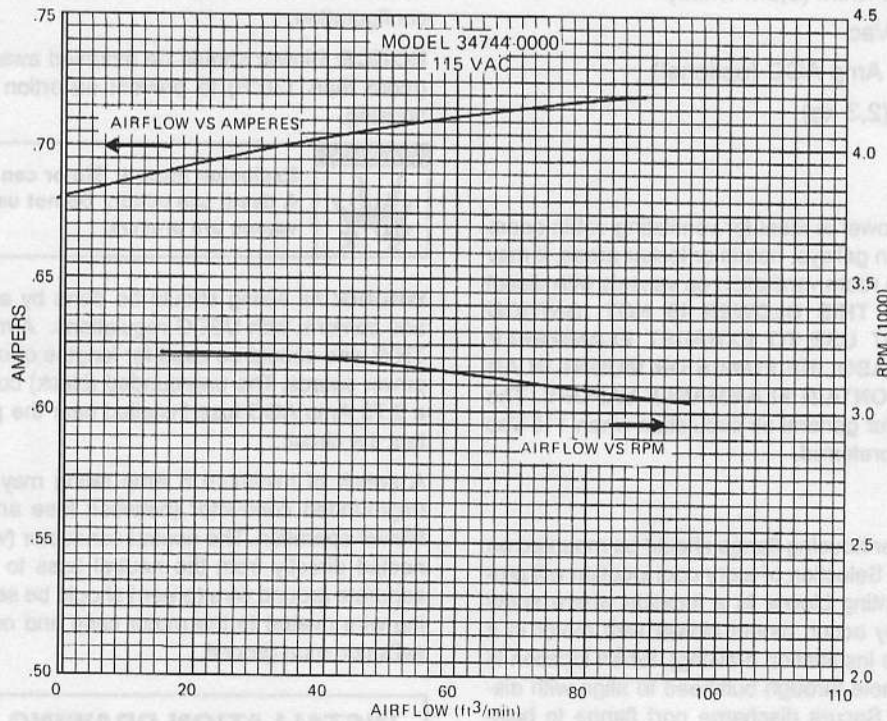
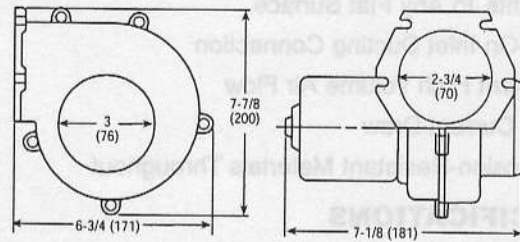


## MARINE SWITCH PANEL



**44960-0003**  
Unlighted SPST

## DIMENSIONAL DRAWING Inches (Millimeters)



**Jabsco**



THE PRODUCT DESCRIBED HEREIN IS SUBJECT TO THE JABSCO ONE YEAR LIMITED WARRANTY, WHICH IS AVAILABLE FOR YOUR INSPECTION UPON REQUEST.

**U.S.A.**  
Jabsco  
1485 Dale Way, P.O. Box 2158  
Costa Mesa, CA 92628-2158  
Tel: 714.545.8251  
Fax: 714.957.0609

**UNITED KINGDOM**  
Jabsco  
Bingley Road, Hoddesdon  
Hertfordshire EN11 0BU  
Tel: +44 (0) 1992 450145  
Fax: +44 (0) 1992 467132

**CANADA**  
Fluid Products Canada  
55 Royal Road  
Guelph, Ontario N1H 1T1  
Tel: (519) 821.1900  
Fax: (519) 821.2569

**JAPAN**  
NHK Jabsco Company Ltd.  
3-21-10, Shin-Yokohama  
Kohoku-Ku, Yokohama, 222  
Tel: 045.475.8906  
Fax: 045.475.8908

**GERMANY**  
Jabsco GmbH  
Oststrasse 28  
22840 Norderstedt  
Tel: +49-40-53 53 73 -0  
Fax: +49-40-53 53 73 -11