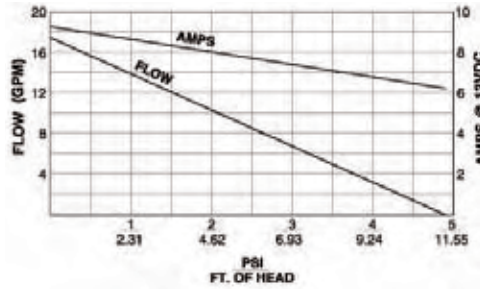


Centrifugals are silent running and easy to service. Long-life motor brushes are used for anticipated continuous-duty operation. Construction is suitable for non-explosive chemical environments such as engine coolant circulation, typically a 50/50 mixture of ethylene glycol and water at temperatures as high as 200° F.



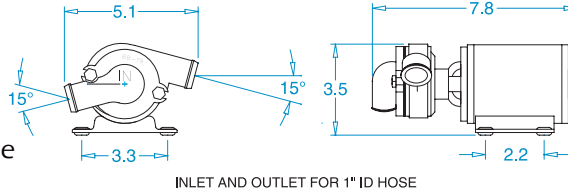
CP-20-BB



CP-30-BB

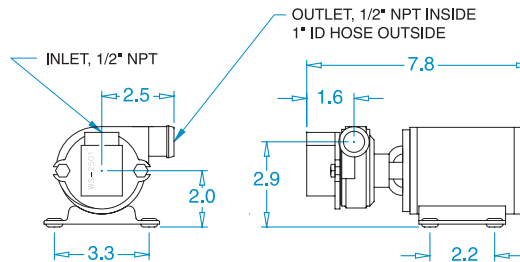
CP-20-BB AND CP-30 BB

- Inlet and outlet for 1" ID hose.
- Bronze construction.
- #316 SS motor shaft.
- Continuous-duty face seal.
- Angled inlet and outlet for 1" ID hose keep hoses low to the floor.
- "Ignition Protected" ball bearing motor.
- Metal Base.



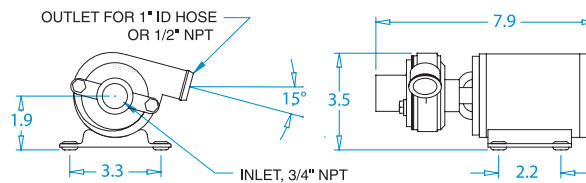
CP-20-BBWA

- Bronze construction.
- #316 SS motor shaft.
- Continuous-duty face seal.
- Inlet and outlet are 1/2" NPT.
- "Ignition Protected" ball bearing motor.
- Metal Base.



CP-20-BBC

- Bronze construction.
- #316 SS motor shaft.
- Continuous-duty face seal.
- Inlet is 3/4" NPT; outlet is 1" ID hose barb.
- "Ignition Protected" ball bearing motor.
- Metal Base.



200-0006

- Non-corroding plastic pump housing.
- #400 Series SS motor shaft.
- Continuous-duty face seal.
- Inlet and outlet for 1" ID hose.
- Metal Base.

