

# e-XC

SINGLE STAGE, DOUBLE SUCTION CENTRIFUGAL PUMPS

PARTS LIST AND REPLACEMENT PARTS

## Table of Contents

<b>Model List</b>				3
<b>Exploded Views</b>				5
	General Exploded View			5
	Group 1 (Casing)			6
	Group 2 (Bearing Housing Asm.)			7
	Group 3C (Mechanical Seal on Sleeve)			8
	Group 3D (Mechanical Seal on Shaft)			9
	Group 3F (Cartridge Seal on Sleeve)			10
	Group 3G (Cartridge Seal on Shaft)			11
	Group 3P (Packing on Sleeve)			12
	Group 4 (Impeller Asm.)			13
<b>Recommended Spare Parts Kits</b>				14
	Basic Service Kits			16
	Shaft Sleeve Kits			18
	Impeller Wear Ring Kits			20
	Casing Wear Ring Kits			22
<b>Parts Listings By Pump Model</b>				24
	<b>1</b>	3x5x8.5	3x5x8	24
	<b>2</b>	3x5x11	3x5x10.5	24
	<b>3</b>	3x5x12.5	3x5x12	27
	<b>4</b>	3x5x13.5	3x5x13	27
	<b>5</b>	4x5x6.5	4x5x6	30
	<b>6</b>	4x6x10	4x6x9.5	30
	<b>7</b>	4x6x13	4x6x12	33
	<b>8</b>	4x6x14.5	4x6x13.5	33
	<b>9</b>	4x6x16	4x6x15.5	36
	<b>10</b>	5x6x7.5	5x6x7	36
	<b>11</b>	5x6x9	5x6x8.5	39
	<b>12</b>	5x8x9.5	5x8x9	39
	<b>13</b>	5x8x12	5x8x11	42
	<b>14</b>	5x8x14	5x8x13.5	42
	<b>15</b>	5x8x15.5	5x8x14.5	45
	<b>16</b>	5x8x19	5x8x18	45
	<b>17</b>	6x8x6.5	6x8x6	48
	<b>18</b>	6x8x12	6x8x11	48
	<b>19</b>	6x8x14	6x8x13.5	51
	<b>20</b>	6x8x18	6x8x17	51
	<b>21</b>	6x8x22	6x8x21	54
	<b>22</b>	6x10x11	6x10x10.5	54
	<b>23</b>	8x8x8	8x8x7.5	57
	<b>24</b>	8x10x10	8x10x9.5	57
	<b>25</b>	8x10x13.5	8x10x13	60
	<b>26</b>	8x10x17	8x10x16	60
	<b>27</b>	8x10x21	8x10x20	63
	<b>28</b>	8x10x26	8x10x25	63
	<b>29</b>	10x10x8	10x10x7.5	66
	<b>30</b>	10x12x15.5	10x12x14.5	66
	<b>31</b>	10x12x19	10x12x18	69
	<b>32</b>	10x12x24	10x12x23	69
	<b>33</b>	10x12x30	10x12x28.5	72
	<b>34</b>	12x12x9	12x12x8.5	72
	<b>35</b>	12x12x10	12x12x9.5	75
	<b>36</b>	12x14x13	12x14x12.5	75
	<b>37</b>	12x16x18	12x16x17	78
	<b>38</b>	12x16x22	12x16x21	78
	<b>39</b>	12x16x28	12x16x27	81
	<b>40</b>	14x14x12	14x14x11	81
	<b>41</b>	14x16x15	14x16x14.5	84
	<b>42</b>	14x16x27.5	14x16x26	84
	<b>43</b>	14x16x30.5	14x16x29	87
	<b>44</b>	14x18x18	14x18x17	87
	<b>45</b>	14x18x21	14x18x20	90
	<b>46</b>	14x20x26.5	14x20x25.5	90
	<b>47</b>	14x20x33	14x20x31.5	93
	<b>48</b>	16x16x13.5	16x16x13	93

	<b>49</b>	16x20x20.5	16x20x19.5		96
	<b>50</b>	16x20x21	16x20x20		96
	<b>51</b>	16x20x23	16x20x22		99
	<b>52</b>	16x24x31.5	16x24x29.5		99
	<b>53</b>	16x24x38	16x24x34		102
	<b>54</b>	18x20x15.5	18x20x14.5		102
	<b>55</b>	20x24x18	20x24x17		105
	<b>56</b>	20x24x20.5	20x24x19.5		105
	<b>57</b>	20x24x24.5	20x24x23.5		108
	<b>58</b>	20x28x28	20x28x27		108
	<b>59</b>	20x28x36	20x28x34		108
	<b>60</b>	24x28x22.5	24x28x21		108
	<b>61</b>	24x28x24	24x28x23		108
	<b>62</b>	24x32x31.5	24x32x30		108
	<b>63</b>	24x32x39	24x32x37		108
	<b>64</b>	24x32x43.5	24x32x41.5		108
	<b>65</b>	28x28x21	28x28x19.5		108
	<b>66</b>	28x32x23.5	28x32x23		108
	<b>67</b>	28x32x26	28x32x25		108
	<b>68</b>	28x32x30.5	28x32x28.5		108
	<b>69</b>	28x32x34	28x32x32.5		108
	<b>70</b>	28x36x39	28x36x37		108
	<b>71</b>	32x32x23	32x32x22		109
<b>Alternate Part Materials</b>					110
	Shafts				110
	Impeller Hub Sleeves				112
	Shaft Sleeves and Sleeve Nuts				114
	Mechanical Seals				115
	Cartridge Seals				116
<b>Impeller Assemblies &amp; Alternate Impeller Materials</b>					117
<b>Coupling Tables</b>					121
	TB Wood's® Dura-Flex® Elastomeric Couplings				121
	Falk® Steelflex® T10 Non-Spacer Grid Couplings				122
	Falk® Steelflex® T31 Spacer Grid Couplings				123
<b>Coupling Guards</b>					124
<b>Accessories</b>					125
	Oil Lubrication Kit				125
	Condition Monitoring Devices				125

## e-XC Single Stage, Double Suction Centrifugal Pumps

### Model List

No.	e-XC Pump Model		Shaft Group	Cast Iron (175 psi)	Ductile Iron (175 psi)	Ductile Iron (400 psi)	Ductile Iron (450 psi)
1	3x5x8.5	3x5x8	35	•		•	
2	3x5x11	3x5x10.5	35	•		•	
3	3x5x12.5	3x5x12	35			•	
4	3x5x13.5	3x5x13	35	•		•	
5	4x5x6.5	4x5x6	35	•		•	
6	4x6x10	4x6x9.5	35	•		•	
7	4x6x13	4x6x12	45	•			•
8	4x6x14.5	4x6x13.5	45	•		•	
9	4x6x16	4x6x15.5	35	•		•	
10	5x6x7.5	5x6x7	35	•		•	
11	5x6x9	5x6x8.5	35	•		•	
12	5x8x9.5	5x8x9	45	•		•	
13	5x8x12	5x8x11	45	•		•	
14	5x8x14	5x8x13.5	55	•			•
15	5x8x15.5	5x8x14.5	45			•	
16	5x8x19	5x8x18	45	•		•	
17	6x8x6.5	6x8x6	35	•		•	
18	6x8x12	6x8x11	45	•		•	
19	6x8x14	6x8x13.5	45	•		•	
20	6x8x18	6x8x17	55	•		•	
21	6x8x22	6x8x21	65			•	
22	6x10x11	6x10x10.5	55			•	
23	8x8x8	8x8x7.5	35	•		•	
24	8x10x10	8x10x9.5	45	•		•	
25	8x10x13.5	8x10x13	55	•		•	
26	8x10x17	8x10x16	55	•		•	
27	8x10x21	8x10x20	65			•	
28	8x10x26	8x10x25	75				•
29	10x10x8	10x10x7.5	35	•		•	
30	10x12x15.5	10x12x14.5	65	•		•	
31	10x12x19	10x12x18	65	•		•	
32	10x12x24	10x12x23	85			•	
33	10x12x30	10x12x28.5	85			•	
34	12x12x9	12x12x8.5	45	•		•	
35	12x12x10	12x12x9.5	45	•		•	
36	12x14x13	12x14x12.5	65	•		•	
37	12x16x18	12x16x17	75	•		•	
38	12x16x22	12x16x21	85			•	
39	12x16x28	12x16x27	95				•
40	14x14x12	14x14x11	45	•		•	
41	14x16x15	14x16x14.5	75	•		•	

Working pressures are maximum working pressures and listed for 60Hz applications.

Pump model nomenclature: (discharge) x (suction) x (impeller diameter)

No.	e-XC Pump Model		Shaft Group	Cast Iron (175 psi)	Ductile Iron (175 psi)	Ductile Iron (400 psi)	Ductile Iron (450 psi)
42	14x16x27.5	14x16x26	105				•
43	14x16x30.5	14x16x29	120	•		•	
44	14x18x18	14x18x17	85	•		•	
45	14x18x21	14x18x20	85	•		•	
46	14x20x26.5	14x20x25.5	85		•		
47	14x20x33	14x20x31.5	95			•	
48	16x16x13.5	16x16x13	55	•		•	
49	16x20x20.5	16x20x19.5	95			•	
50	16x20x21	16x20x20	75	•	•		
51	16x20x23	16x20x22	105			•	
52	16x24x31.5	16x24x29.5	105			•	
53	16x24x38	16x24x34	120			•	
54	18x20x15.5	18x20x14.5	65	•		•	
55	20x24x18	20x24x17	85	•		•	
56	20x24x20.5	20x24x19.5	85		•		
57	20x24x24.5	20x24x23.5	95		•		
58	20x28x28	20x28x27	120			•	
59	20x28x36	20x28x34	140			•	
60	24x28x22.5	24x28x21	95		•		
61	24x28x24	24x28x23	105		•		
62	24x32x31.5	24x32x30	140		•		
63	24x32x39	24x32x37	160			•	
64	24x32x43.5	24x32x41.5	170			•	
65	28x28x21	28x28x19.5	95			•	
66	28x32x23.5	28x32x23	120			•	
67	28x32x26	28x32x25	120			•	
68	28x32x30.5	28x32x28.5	140			•	
69	28x32x34	28x32x32.5	140			•	
70	28x36x39	28x36x37	170			•	
71	32x32x23	32x32x22	120			•	

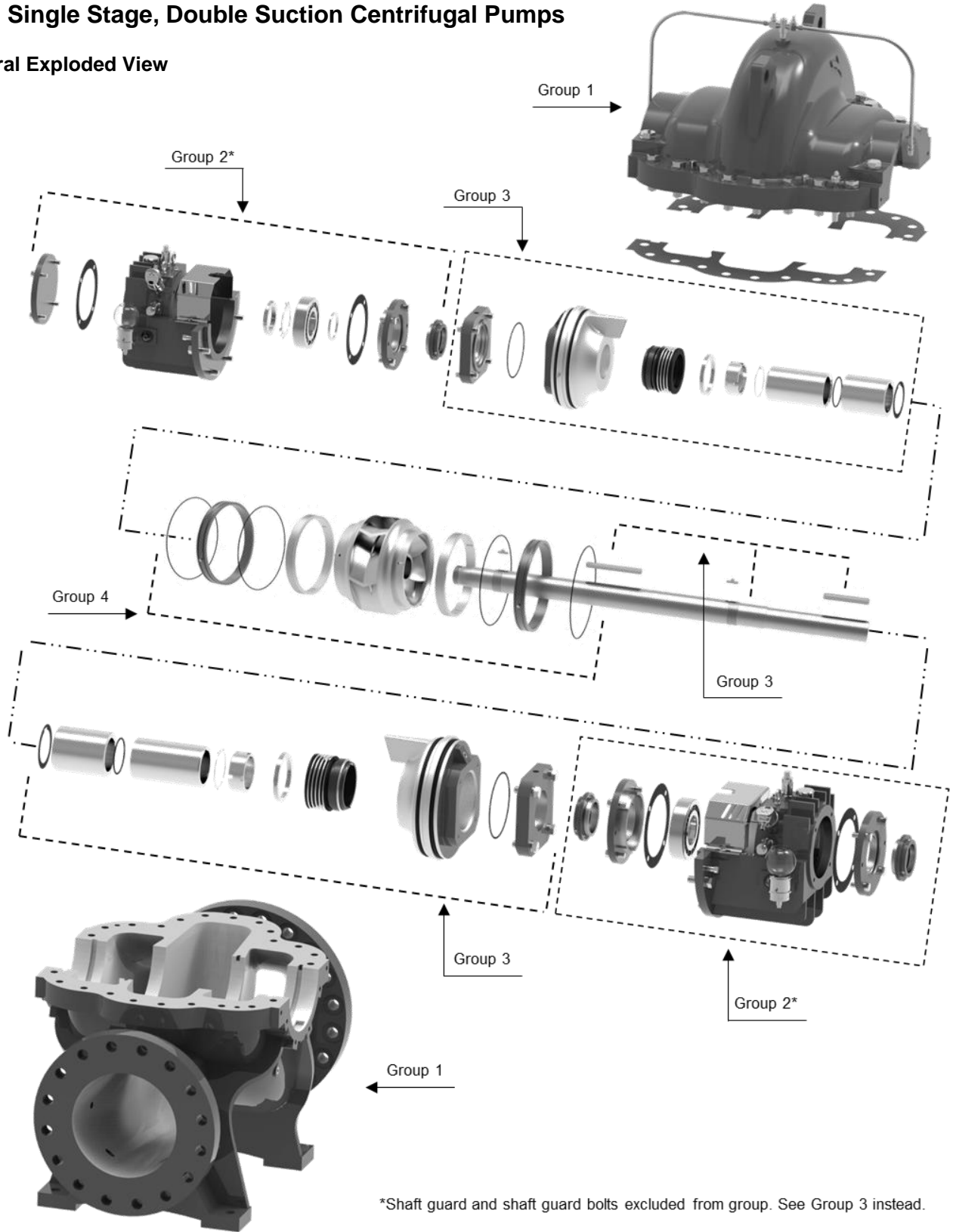
Working pressures are maximum working pressures and listed for 60Hz applications.

Pump model nomenclature: (discharge) x (suction) x (impeller diameter)

Highlighted models utilize an integrated stuffing box design.


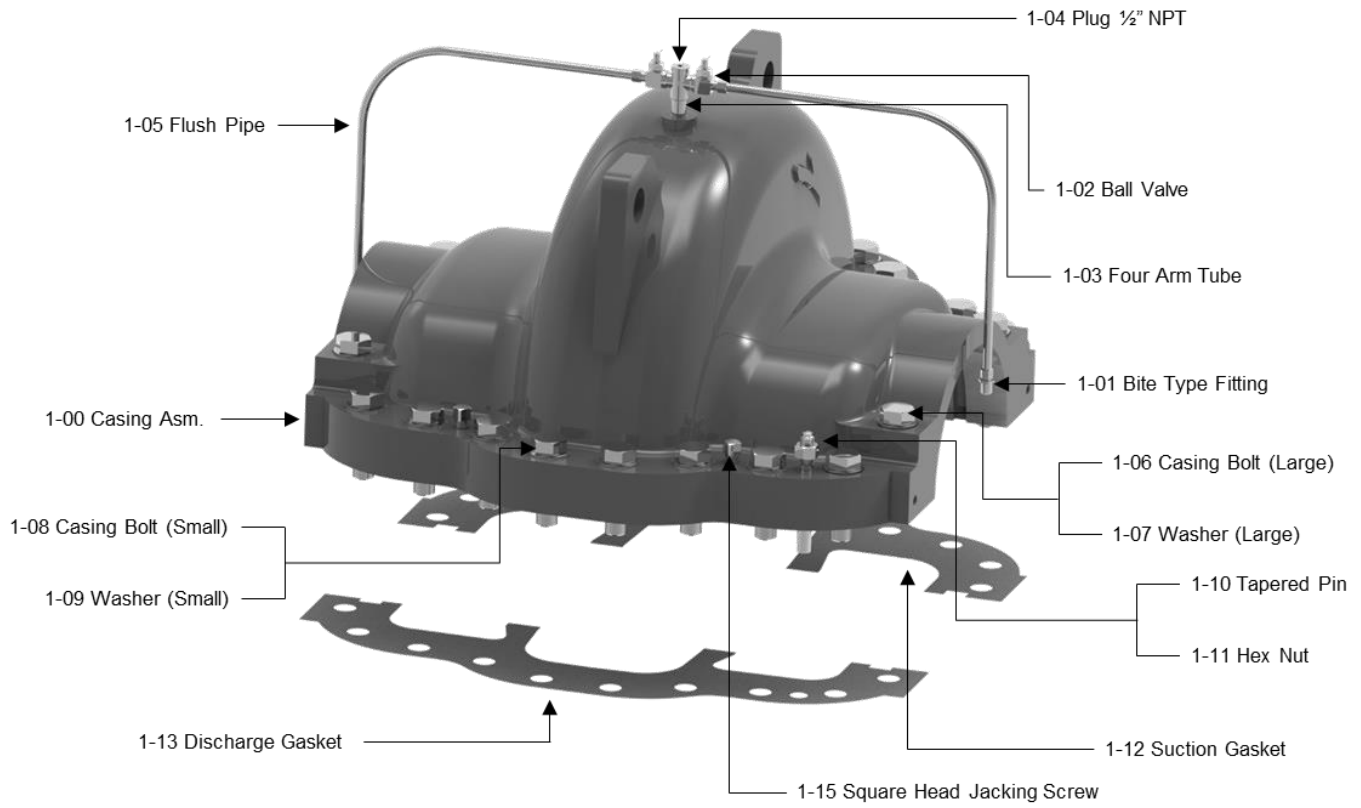
# e-XC Single Stage, Double Suction Centrifugal Pumps

## General Exploded View



# e-XC Single Stage, Double Suction Centrifugal Pumps

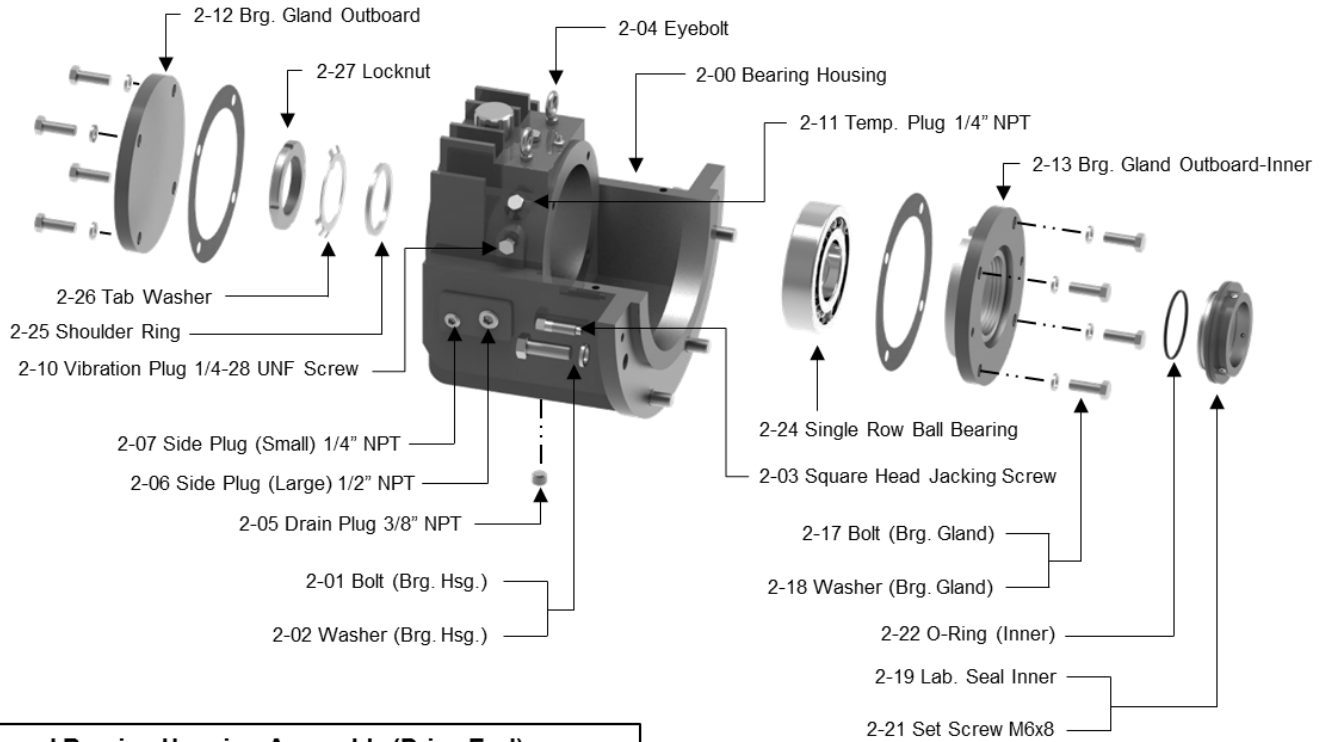
## Exploded View – Group 1 (Casing Assembly)



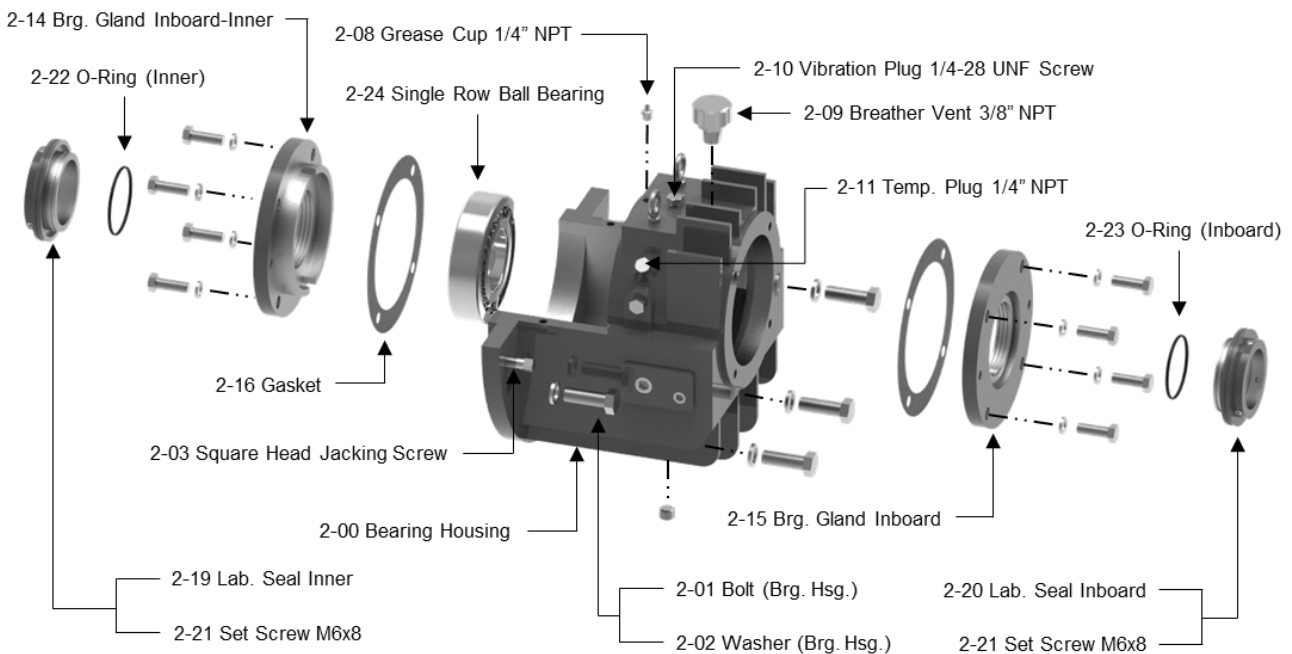
# e-XC Single Stage, Double Suction Centrifugal Pumps

## Exploded View – Group 2 (Bearing Housing Assemblies)

### Outboard Bearing Housing Assembly (Non-Drive End)



### Inboard Bearing Housing Assembly (Drive End)

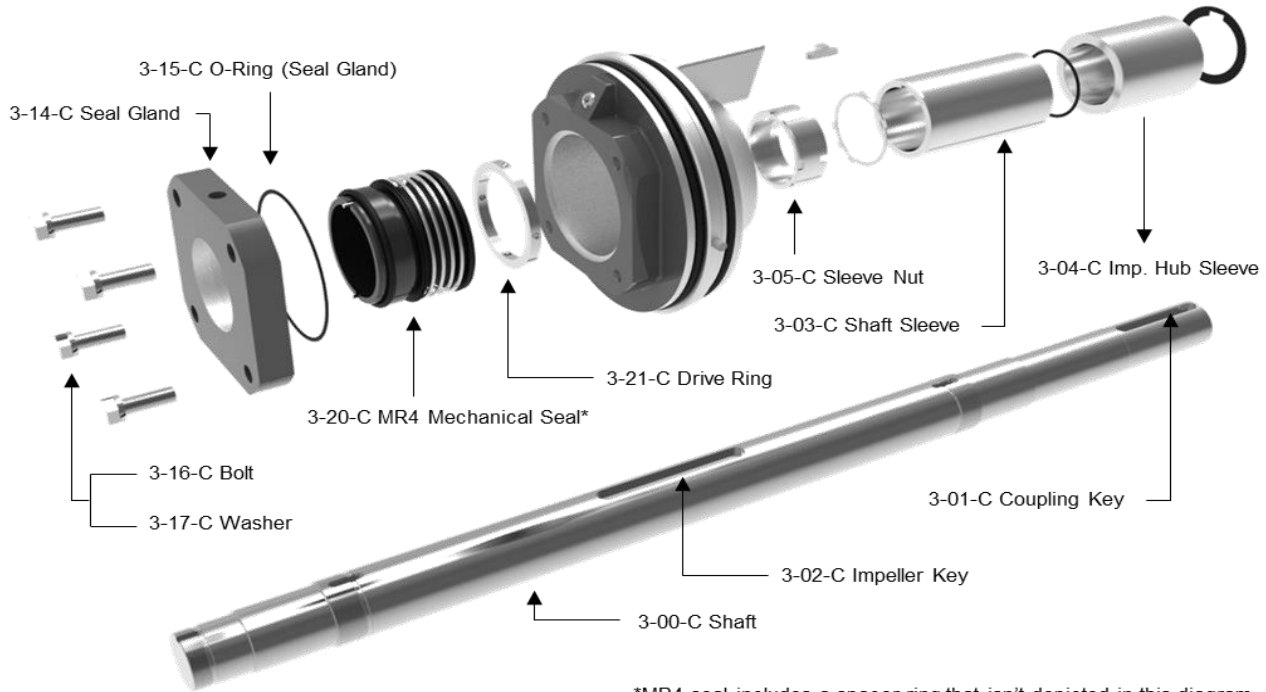




# e-XC Single Stage, Double Suction Centrifugal Pumps

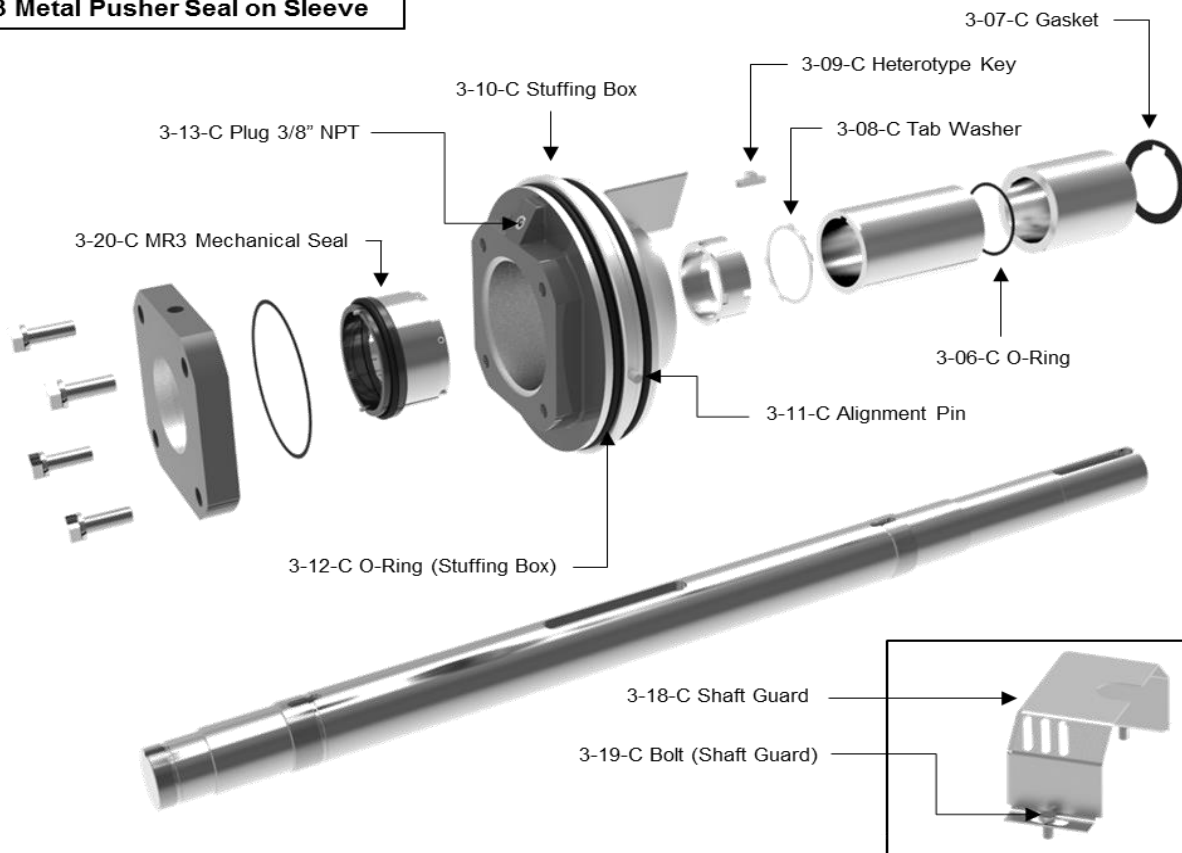
## Exploded View – Group 3C (Mechanical Seal on Sleeve)

### MR4 Rubber Bellow Seal on Sleeve



\*MR4 seal includes a spacer ring that isn't depicted in this diagram.

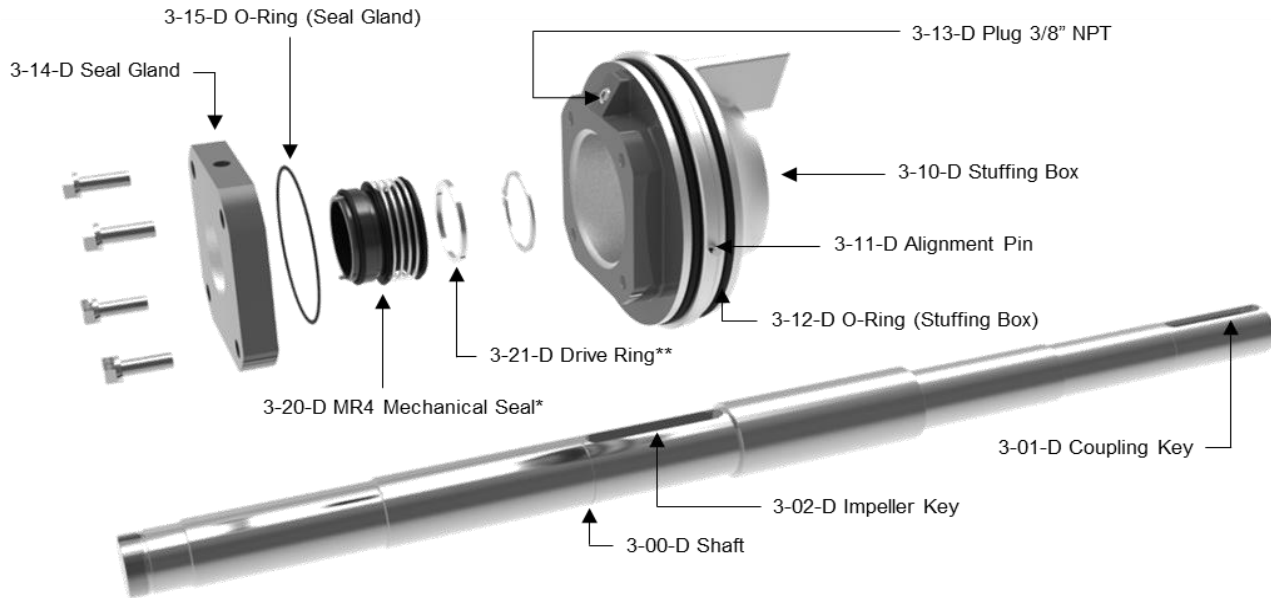
### MR3 Metal Pusher Seal on Sleeve



# e-XC Single Stage, Double Suction Centrifugal Pumps

## Exploded View – Group 3D (Mechanical Seal on Shaft)

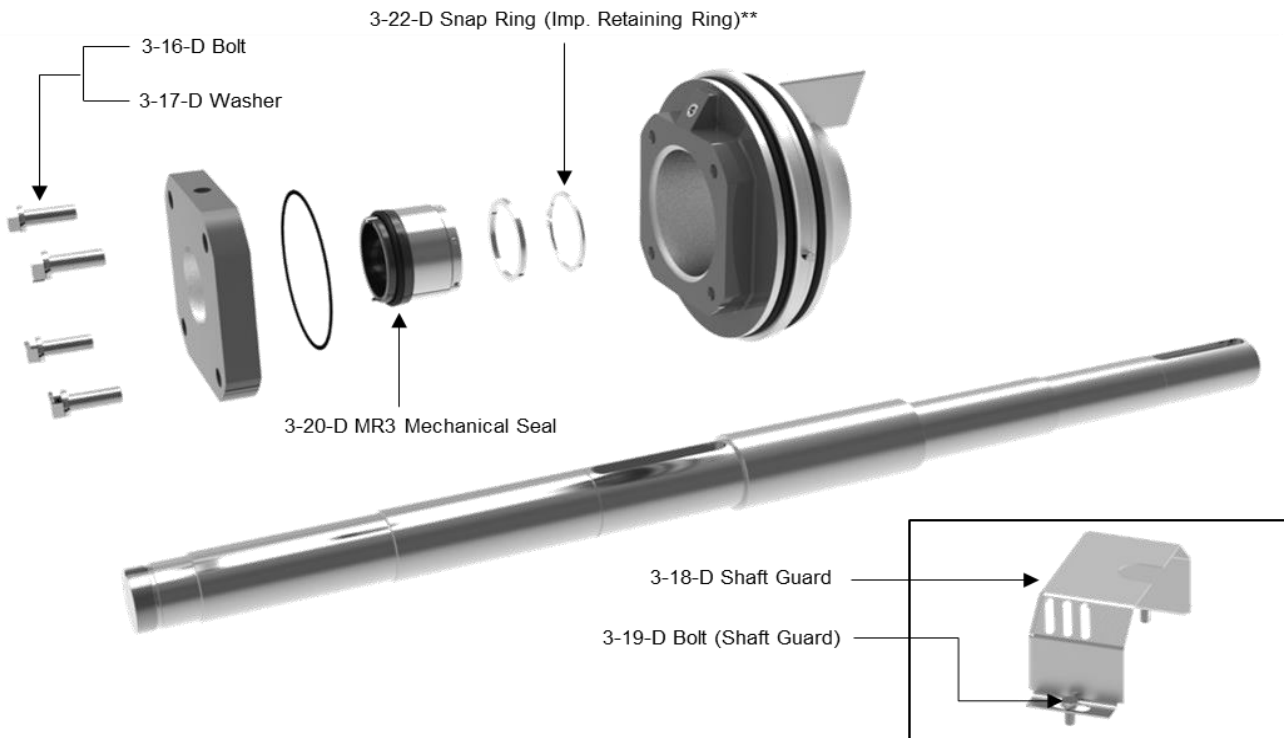
### MR4 Rubber Bellow Seal on Shaft



\*MR4 seal includes a spacer ring that isn't depicted in this diagram.

\*\*Located only on outboard (non-drive) end of shaft.

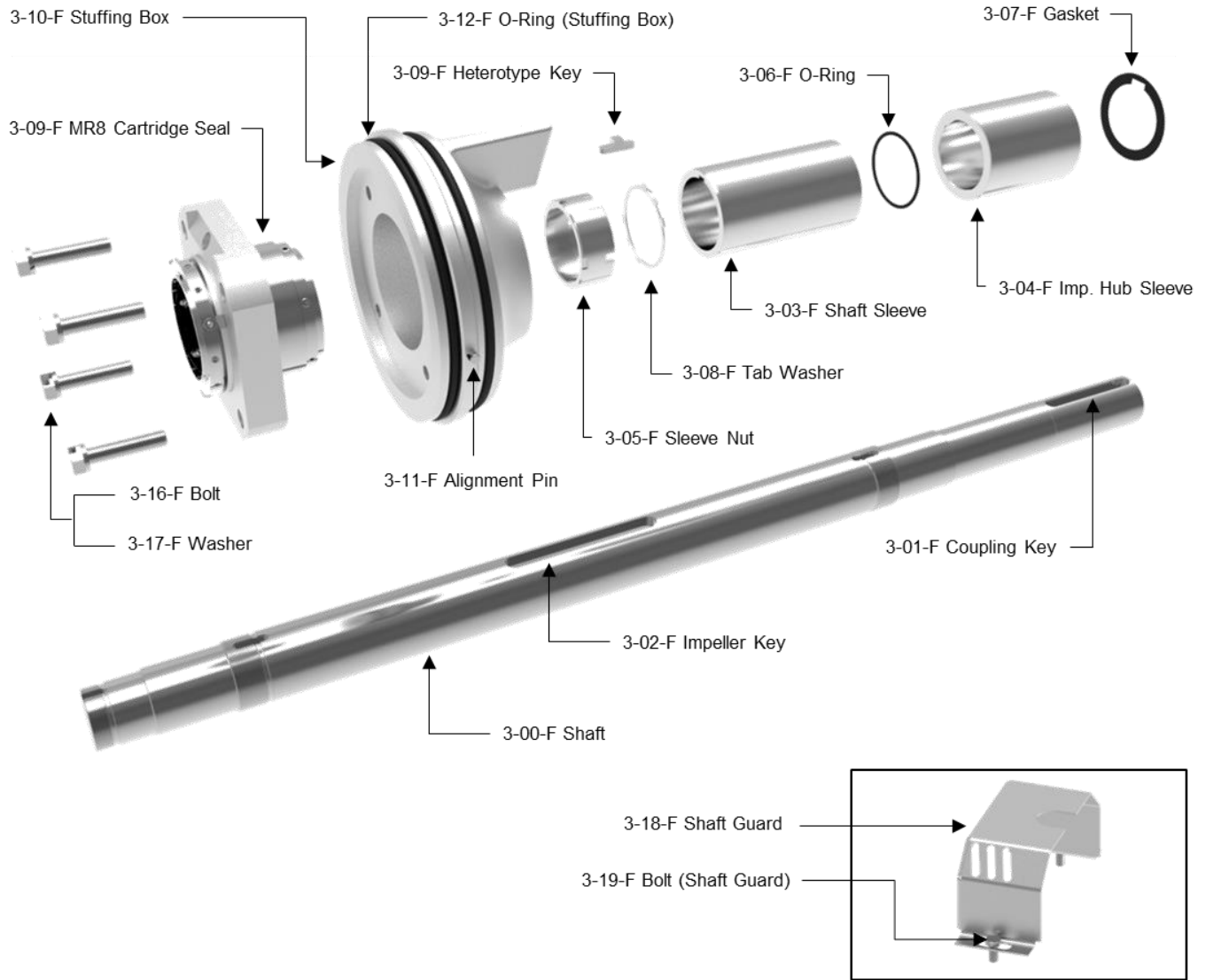
### MR3 Metal Pusher Seal on Shaft



# e-XC Single Stage, Double Suction Centrifugal Pumps

## Exploded View – Group 3F (Cartridge Seal on Sleeve)

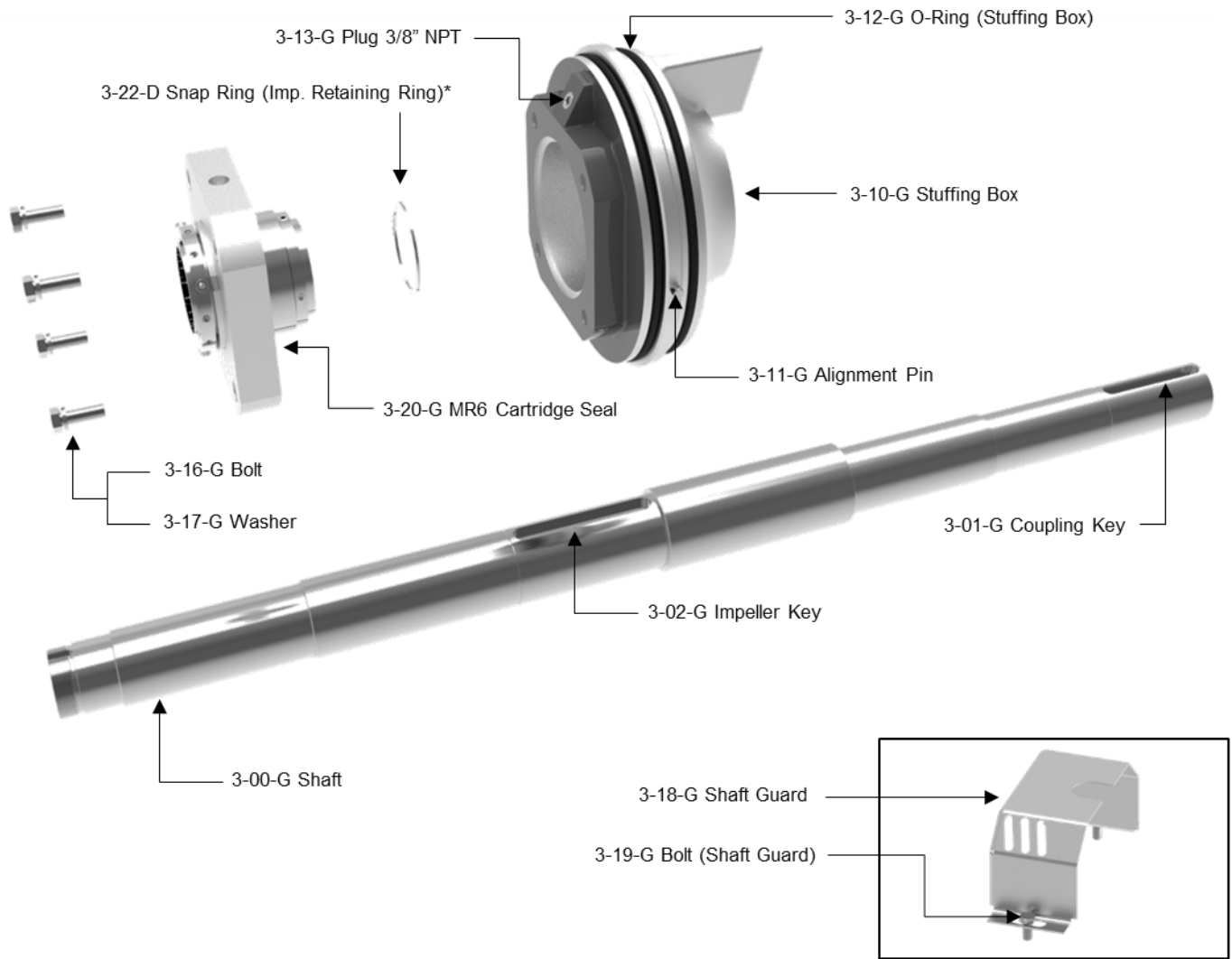
### MR8 Cartridge Seal on Sleeve



# e-XC Single Stage, Double Suction Centrifugal Pumps

## Exploded View – Group 3G (Cartridge Seal on Shaft)

### MR6 Cartridge Seal on Shaft

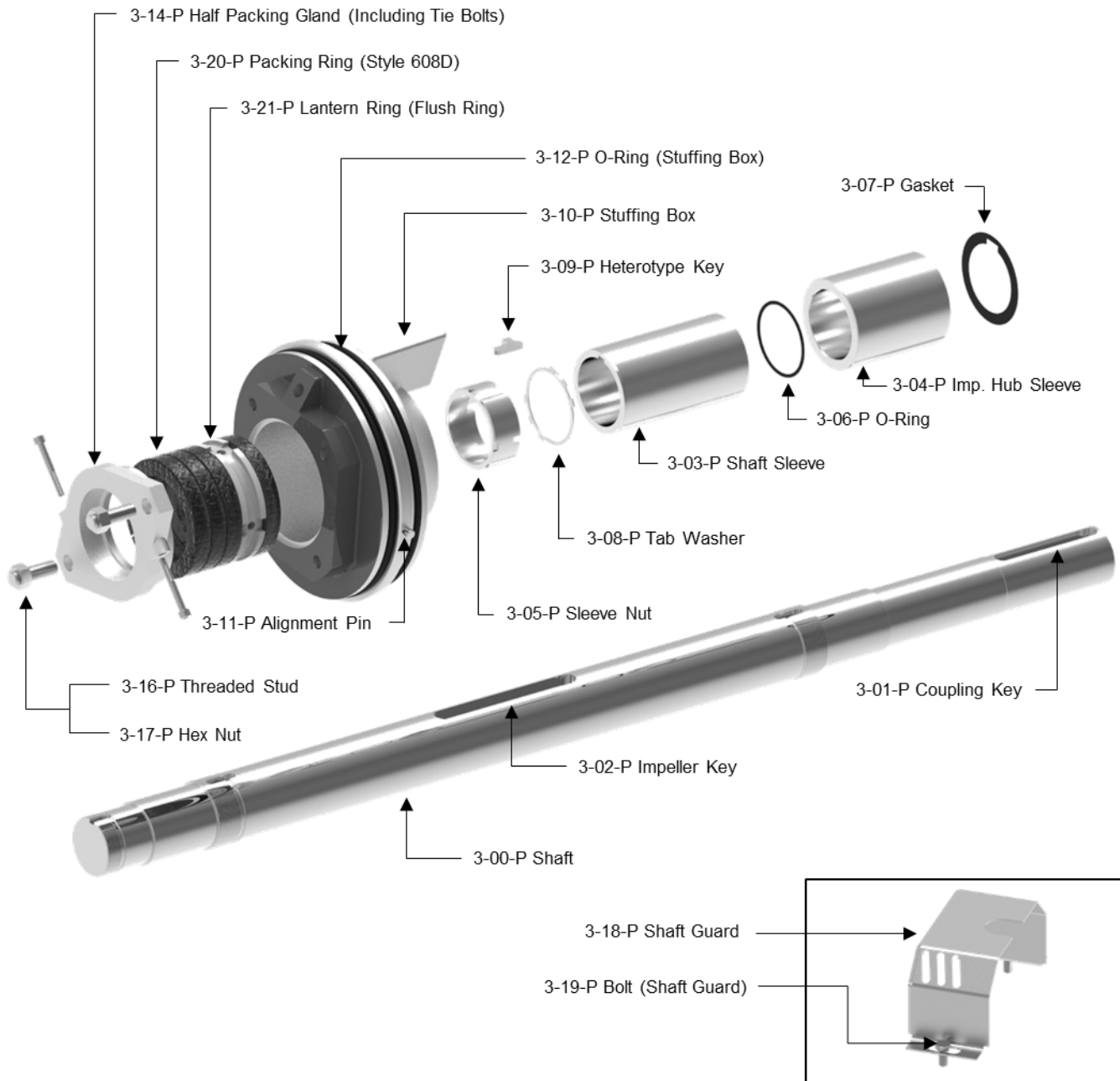


\*Located only on outboard (non-drive) end of shaft.

# e-XC Single Stage, Double Suction Centrifugal Pumps

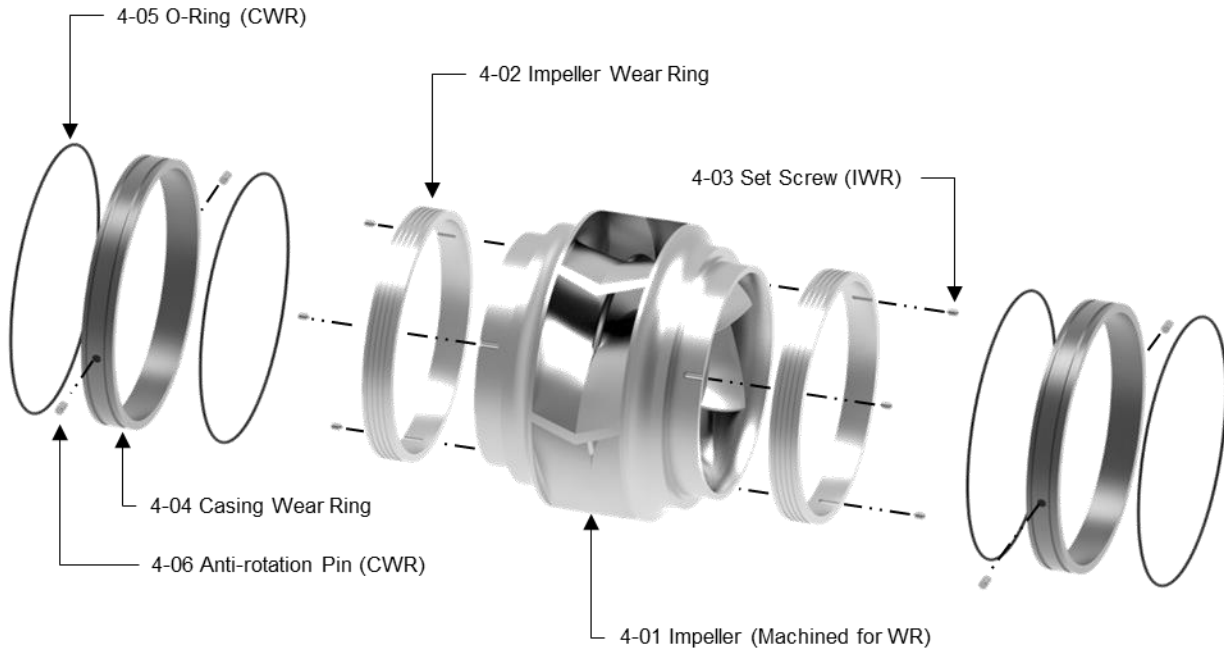
## Exploded View – Group 3P (Packing on Sleeve)

### Style 608D Packing on Sleeve



# e-XC Single Stage, Double Suction Centrifugal Pumps





## Exploded View – Group 4 (Impeller Assembly)



4-00 Impeller Assembly



## e-XC Single Stage, Double Suction Centrifugal Pumps

### Recommended Spare Parts Kits

Basic Service Kit	Description	Parts Included
	<p>The Basic Service Kit contains all parts required to perform a seal change. This kit is strongly recommended to simplify routine maintenance.</p>	<ul style="list-style-type: none"> <li>• (2) Seals</li> <li>• (2) Bearings</li> <li>• (1) Tab washer (outboard bearing)</li> <li>• (1) Gasket pair (casing)</li> <li>• (2) Gaskets (impeller hub sleeves)</li> <li>• (4) Gaskets (bearing glands)</li> <li>• (4) O-Rings (casing wear rings)</li> <li>• (4) O-Rings (stuffing boxes)</li> <li>• (3) O-Rings (labyrinth seals)</li> <li>• (2) O-Rings (seal glands)</li> <li>• (2) O-Rings (shaft sleeves)</li> <li>• (2) Tab washers (shaft sleeves)</li> <li>• (2) Heterotype keys (shaft sleeves)</li> </ul>
Shaft Sleeve Kit	Description	Parts Included
	<p>The Shaft Sleeve Kit bundles all parts required to replace or upgrade shaft sleeves for e-XC dry shaft configurations. This kit is recommended when many abrasives or corrosives are present within the working fluid. This kit is most effectively paired with the Basic Service Kit.</p>	<ul style="list-style-type: none"> <li>• (2) Shaft sleeves</li> <li>• (2) Impeller hub sleeves</li> <li>• (2) Sleeve nuts</li> <li>• (2) Tab washers</li> <li>• (2) Gaskets (impeller hub sleeves)</li> <li>• (2) O-Rings (shaft sleeves)</li> </ul>
Impeller Wear Ring Kit	Description	Parts Included
	<p>The Impeller Wear Ring Kit includes a pair of impeller wear rings and fasteners. This kit is recommended for demanding industrial applications where many abrasives are present within the working fluid. This kit is best paired with the Basic Service Kit and Casing Wear Ring Kit.</p>	<ul style="list-style-type: none"> <li>• (2) Impeller Wear Rings</li> <li>• (6) Set Screws</li> </ul>
Casing Wear Ring Kit	Description	Parts Included
	<p>The Casing Wear Ring Kit includes a set of casing wear rings and their subcomponents. This kit is strongly recommended for demanding industrial applications where many abrasives are present. This kit is best paired with the Basic Service Kit and Impeller Wear Ring Kit.</p>	<ul style="list-style-type: none"> <li>• (2) Casing Wear Rings</li> <li>• (4) Alignment Pins</li> <li>• (4) O-Rings (casing wear rings)</li> </ul>

## e-XC Single Stage, Double Suction Centrifugal Pumps

### Recommended Spare Parts Kits

Impeller Assembly Kit	Description	Parts Included
 <p>The image shows the components of an Impeller Assembly Kit, including a central impeller with two wear rings, all made of polished metal.</p>	<p>The Impeller Assembly Kit contains a pre-assembled impeller with impeller wear rings. This kit is recommended for fast material upgrading or replacement. If switching to a different impeller material, a matching Shaft Sleeve Kit is strongly recommended.</p>	<ul style="list-style-type: none"> <li>• (1) Impeller with impeller wear rings</li> </ul>
Rotating Assembly Kit	Description	Parts Included
 <p>The image shows the components of a Rotating Assembly Kit, including a fully assembled pump rotating assembly, a gasket pair, and various shaft components.</p>	<p>The Rotating Assembly Kit contains the entire pump rotating assembly, fully assembled. If mitigating downtime is a high priority, this kit is strongly recommended. This kit includes the full impeller assembly, casing wear rings, shaft, shaft sleeve assemblies, stuffing boxes, mechanical seals, shaft guards, bearings, bearing housing assemblies, and parting flange gaskets. Consult factory for more information. Coupling key and flush lines not included.</p>	<ul style="list-style-type: none"> <li>• (1) e-XC pump rotating assembly</li> <li>• (1) Gasket pair (casing)</li> </ul>



## e-XC Single Stage, Double Suction Centrifugal Pumps

### Basic Service Kits – Standard Configuration<sup>1</sup>

No.	e-XC Pump Model		Dry Shaft (Seal on Sleeve)			Wet Shaft (Seal on Shaft)		
			MR3	MR4	MR8	MR3	MR4	MR6
			C/SiC/EPDM			C/SiC/EPDM		
1	3X5X8.5	3X5X8	P6018158	P6018159	P6018160	P6018161	P6018162	P6018163
2	3X5X11	3X5X10.5	P6018412	P6018413	P6018414	P6018415	P6018416	P6018417
3	3X5X12.5	3X5X12	P6018170	P6018171	P6018172	P6018173	P6018174	P6018175
4	3X5X13.5	3X5X13	P6018307	P6018308	P6018309	P6018310	P6018311	P6018312
5	4X5X6.5	4X5X6	P6018176	P6018177	P6018178	P6018179	P6018180	P6018181
6	4X6X10	4X6X9.5	P6018164	P6018165	P6018166	P6018167	P6018168	P6018169
7	4X6X13	4X6X12	P6018200	P6018201	P6018202	P6018203	P6018204	P6018205
8	4X6X14.5	4X6X13.5	P6018194	P6018195	P6018196	P6018197	P6018198	P6018199
9	4X6X16	4X6X15.5	P6018418	P6018419	P6018420	P6018421	P6018422	P6018423
10	5X6X7.5	5X6X7	P6018182	P6018183	P6018184	P6018185	P6018186	P6018187
11	5X6X9	5X6X8.5	P6018313	P6018314	P6018315	P6018316	P6018317	P6018318
12	5X8X9.5	5X8X9	P6018206	P6018207	P6018208	P6018209	P6018210	P6018211
13	5X8X12	5X8X11	P6018212	P6018213	P6018214	P6018215	P6018216	P6018217
14	5X8X14	5X8X13.5	P6018230	P6018231	P6018232	P6018233	P6018234	P6018235
15	5X8X15.5	5X8X14.5	P6018331	P6018332	P6018333	P6018334	P6018335	P6018336
16	5X8X19	5X8X18	P6018337	P6018338	P6018339	P6018340	P6018341	P6018342
17	6X8X6.5	6X8X6	P6018319	P6018320	P6018321	P6018322	P6018323	P6018324
18	6X8X12	6X8X11	P6018343	P6018344	P6018345	P6018346	P6018347	P6018348
19	6X8X14	6X8X13.5	P6018349	P6018350	P6018351	P6018352	P6018353	P6018354
20	6X8X18	6X8X17	P6018224	P6018225	P6018226	P6018227	P6018228	P6018229
21	6X8X22	6X8X21	P6018254	P6018255	P6018256	P6018257	P6018258	P6018259
22	6X10X11	6X10X10.5	P6018236	P6018237	P6018238	P6018239	P6018240	P6018241
23	8X8X8	8X8X7.5	P6018325	P6018326	P6018327	P6018328	P6018329	P6018330
24	8X10X10	8X10X9.5	P6018424	P6018425	P6018426	P6018427	P6018428	P6018429
25	8X10X13.5	8X10X13	P6018361	P6018362	P6018363	P6018364	P6018365	P6018366
26	8X10X17	8X10X16	P6018242	P6018243	P6018244	P6018245	P6018246	P6018247
27	8X10X21	8X10X20	P6018260	P6018261	P6018262	P6018263	P6018264	P6018265
28	8X10X26	8X10X25	P6018379	P6018380	P6018381	P6018382	P6018383	P6018384
29	10X10X8	10X10X7.5	P6018188	P6018189	P6018190	P6018191	P6018192	P6018193
30	10X12X15.5	10X12X14.5	P6018266	P6018267	P6018268	P6018269	P6018270	P6018271
31	10X12X19	10X12X18	P6018367	P6018368	P6018369	P6018370	P6018371	P6018372
32	10X12X24	10X12X23	P6018283	N/A	P6018284	P6018285	P6018286	P6018287
33	10X12X30	10X12X28.5	P6018278	N/A	P6018279	P6018280	P6018281	P6018282
34	12X12X9	12X12X8.5	P6018218	P6018219	P6018220	P6018221	P6018222	P6018223
35	12X12X10	12X12X9.5	P6019800	P6019801	P6019804	P6019802	P6019803	P6019805
36	12X14X13	12X14X12.5	P6018430	P6018431	P6018432	P6018433	P6018434	P6018435
37	12X16X18	12X16X17	P6018272	P6018273	P6018274	P6018275	P6018276	P6018277
38	12X16X22	12X16X21	P6018288	N/A	P6018289	P6018290	P6018291	P6018292
39	12X16X28	12X16X27	P6018293	N/A	P6018294	P6018295	P6018296	P6018297
40	14X14X12	14X14X11	P6018355	P6018356	P6018357	P6018358	P6018359	P6018360
41	14X16X15	14X16X14.5	P6018385	P6018386	P6018387	P6018388	P6018389	P6018390

## e-XC Single Stage, Double Suction Centrifugal Pumps

### Basic Service Kits – Standard Materials<sup>1</sup>

No.	e-XC Pump Model		Dry Shaft (Seal on Sleeve)			Wet Shaft (Seal on Shaft)		
			MR3	MR4	MR8	MR3	MR4	MR6
			C/SiC/EPDM			C/SiC/EPDM		
42	14X16X27.5	14X16X26	P6018298	N/A	P6018299	P6018300	N/A	P6018301
43	14X16X30.5	14X16X29	P6018482	N/A	P6018485	P6018483	N/A	P6018484
44	14X18X18	14X18X17	P6018391	N/A	P6018392	P6018393	P6018394	P6018395
45	14X18X21	14X18X20	P6018396	N/A	P6018397	P6018398	P6018399	P6018400
46	14X20X26.5	14X20X25.5	P6018454	N/A	P6018458	P6018455	P6018456	P6018457
47	14X20X33	14X20X31.5	P6018459	N/A	P6018463	P6018460	P6018461	P6018462
48	16X16X13.5	16X16X13	P6018248	P6018249	P6018250	P6018251	P6018252	P6018253
49	16X20X20.5	16X20X19.5	P6018436	N/A	P6018437	P6018438	P6018439	P6018440
50	16X20X21	16X20X20	P6018406	P6018407	P6018411	P6018408	P6018409	P6018410
51	16X20X23	16X20X22	P6018441	N/A	P6018442	P6018443	N/A	P6018444
52	16X24X31.5	16X24X29.5	P6018474	N/A	P6018477	P6018475	N/A	P6018476
53	16X24X38	16X24X34	P6018486	N/A	P6018489	P6018487	N/A	P6018488
54	18X20X15.5	18X20X14.5	P6018373	P6018374	P6018375	P6018376	P6018377	P6018378
55	20X24X18	20X24X17	P6018401	N/A	P6018402	P6018403	P6018404	P6018405
56	20X24X20.5	20X24X19.5	P6018302	N/A	P6018306	P6018303	P6018304	P6018305
57	20X24X24.5	20X24X23.5	P6018464	N/A	P6018468	P6018465	P6018466	P6018467
58	20X28X28	20X28X27	P6018490	N/A	P6018493	P6018491	N/A	P6018492
59	20X28X36	20X28X34	P6018506	N/A	P6018509	P6018507	N/A	P6018508
60	24X28X22.5	24X28X21	P6018469	N/A	P6018473	P6018470	P6018471	P6018472
61	24X28X24	24X28X23	P6018445	N/A	P6018448	P6018446	N/A	P6018447
62	24X32X31.5	24X32X30	P6018510	N/A	P6018513	P6018511	N/A	P6018512
63	24X32X39	24X32X37	P6018514	N/A	P6018517	P6018515	N/A	P6018516
64	24X32X43.5	24X32X41.5	P6018518	N/A	P6018521	P6018519	N/A	P6018520
65	28X28X21	28X28X19.5	P6018522	N/A	P6018525	P6018523	N/A	P6018524
66	28X32X23.5	28X32X23	P6018449	N/A	P6018453	P6018450	P6018451	P6018452
67	28X32X26	28X32X25	P6018498	N/A	P6018501	P6018499	N/A	P6018500
68	28X32X30.5	28X32X28.5	P6018494	N/A	P6018497	P6018495	N/A	P6018496
69	28X32X34	28X32X32.5	P6018502	N/A	P6018505	P6018503	N/A	P6018504
70	28X36X39	28X36X37	P6018526	N/A	P6018529	P6018527	N/A	P6018528
71	32X32X23	32X32X22	P6018478	N/A	P6018481	P6018479	N/A	P6018480

<sup>1</sup>Kits include a set of all bearings, gaskets, O-rings, and seals required to perform a seal change. This kit does not include casing wear ring O-rings. Standard materials are as follows: FKM for elastomers, aramid fiber for gaskets, and a C/SiC/EPDM arrangement for seals.

## e-XC Single Stage, Double Suction Centrifugal Pumps

### Shaft Sleeve Kits<sup>1</sup>

No.	e-XC Pump Model		Shaft Group	304 SS	316 SS	Duplex 2205
1	3X5X8.5	3X5X8	35	P6018530	P6020617	P6020641
2	3X5X11	3X5X10.5	35	P6018530	P6020617	P6020641
3	3X5X12.5	3X5X12	35	P6018530	P6020617	P6020641
4	3X5X13.5	3X5X13	35	P6018530	P6020617	P6020641
5	4X5X6.5	4X5X6	35	P6018530	P6020617	P6020641
6	4X6X10	4X6X9.5	35	P6018530	P6020617	P6020641
7	4X6X13	4X6X12	45	P6018531	P6020620	P6020644
8	4X6X14.5	4X6X13.5	45	P6018531	P6020620	P6020644
9	4X6X16	4X6X15.5	35	P6018530	P6020617	P6020641
10	5X6X7.5	5X6X7	35	P6018530	P6020617	P6020641
11	5X6X9	5X6X8.5	35	P6018530	P6020617	P6020641
12	5X8X9.5	5X8X9	45	P6020594	P6020621	P6020645
13	5X8X12	5X8X11	45	P6020594	P6020621	P6020645
14	5X8X14	5X8X13.5	55	P6020597	P6020625	P6020649
15	5X8X15.5	5X8X14.5	45	P6020594	P6020621	P6020645
16	5X8X19	5X8X18	45	P6020594	P6020621	P6020645
17	6X8X6.5	6X8X6	35	P6018530	P6020617	P6020641
18	6X8X12	6X8X11	45	P6020596	P6020623	P6020647
19	6X8X14	6X8X13.5	45	P6020596	P6020623	P6020647
20	6X8X18	6X8X17	55	P6018532	P6020624	P6020648
21	6X8X22	6X8X21	65	P6018533	P6020628	P6020652
22	6X10X11	6X10X10.5	55	P6018532	P6020624	P6020648
23	8X8X8	8X8X7.5	35	P6020593	P6020619	P6020643
24	8X10X10	8X10X9.5	45	P6020596	P6020623	P6020647
25	8X10X13.5	8X10X13	55	P6018532	P6020624	P6020648
26	8X10X17	8X10X16	55	P6020598	P6020626	P6020650
27	8X10X21	8X10X20	65	P6018533	P6020628	P6020652
28	8X10X26	8X10X25	75	P6020603	P6020633	P6020657
29	10X10X8	10X10X7.5	35	P6020592	P6020618	P6020642
30	10X12X15.5	10X12X14.5	65	P6020600	P6020629	P6020653
31	10X12X19	10X12X18	65	P6020601	P6020630	P6020654
32	10X12X24	10X12X23	85	P6018535	P6020634	P6020658
33	10X12X30	10X12X28.5	85	P6018535	P6020634	P6020658
34	12X12X9	12X12X8.5	45	P6020595	P6020622	P6020646
35	12X12X10	12X12X9.5	45	P6020596	P6020623	P6020647
36	12X14X13	12X14X12.5	65	P6020600	P6020629	P6020653
37	12X16X18	12X16X17	75	P6018534	P6020632	P6020656
38	12X16X22	12X16X21	85	P6020605	P6020635	P6020659
39	12X16X28	12X16X27	95	P6018536	P6020637	P6020661
40	14X14X12	14X14X11	45	P6020595	P6020622	P6020646
41	14X16X15	14X16X14.5	75	P6018534	P6020632	P6020656

<sup>1</sup>Kit includes (2) shaft sleeves, (2) impeller hub sleeves, (2) sleeve nuts, (2) O-rings, (2) impeller hub gaskets, (2) sleeve keys, and (2) tab washers.

## e-XC Single Stage, Double Suction Centrifugal Pumps

### Shaft Sleeve Kits

No.	e-XC Pump Model		Shaft Group	304 SS	316 SS	Duplex 2205
42	14X16X27.5	14X16X26	105	P6018537	P6020639	P6020663
43	14X16X30.5	14X16X29	120	CF	CF	CF
44	14X18X18	14X18X17	85	P6020605	P6020635	P6020659
45	14X18X21	14X18X20	85	P6020605	P6020635	P6020659
46	14X20X26.5	14X20X25.5	85	CF	CF	CF
47	14X20X33	14X20X31.5	95	CF	CF	CF
48	16X16X13.5	16X16X13	55	P6020599	P6020627	P6020651
49	16X20X20.5	16X20X19.5	95	P6020610	P6020638	P6020662
50	16X20X21	16X20X20	75	CF	CF	CF
51	16X20X23	16X20X22	105	P6020614	P6020640	P6020664
52	16X24X31.5	16X24X29.5	105	CF	CF	CF
53	16X24X38	16X24X34	120	CF	CF	CF
54	18X20X15.5	18X20X14.5	65	P6020602	P6020631	P6020655
55	20X24X18	20X24X17	85	P6020606	P6020636	P6020660
56	20X24X20.5	20X24X19.5	85	CF	CF	CF
57	20X24X24.5	20X24X23.5	95	CF	CF	CF
58	20X28X28	20X28X27	120	CF	CF	CF
59	20X28X36	20X28X34	140	CF	CF	CF
60	24X28X22.5	24X28X21	95	CF	CF	CF
61	24X28X24	24X28X23	105	CF	CF	CF
62	24X32X31.5	24X32X30	140	CF	CF	CF
63	24X32X39	24X32X37	160	CF	CF	CF
64	24X32X43.5	24X32X41.5	170	CF	CF	CF
65	28X28X21	28X28X19.5	95	CF	CF	CF
66	28X32X23.5	28X32X23	120	CF	CF	CF
67	28X32X26	28X32X25	120	CF	CF	CF
68	28X32X30.5	28X32X28.5	140	CF	CF	CF
69	28X32X34	28X32X32.5	140	CF	CF	CF
70	28X36X39	28X36X37	170	CF	CF	CF
71	32X32X23	32X32X22	120	CF	CF	CF

<sup>1</sup>Kit includes (2) shaft sleeves, (2) impeller hub sleeves, (2) sleeve nuts, (2) O-rings, (2) impeller hub gaskets, (2) sleeve keys, and (2) tab washers.

CF=Consult Factory

## e-XC Single Stage, Double Suction Centrifugal Pumps

### Impeller Wear Ring Kits<sup>1,2</sup>

No.	e-XC Pump Model		WR Size Code <sup>3</sup>	304 SS	316 SS	Bronze C87600
1	3X5X8.5	3X5X8	135	P6018582	P6019762	P6020666
2	3X5X11	3X5X10.5	135	P6018582	P6019762	P6020666
3	3X5X12.5	3X5X12	135	P6018582	P6019762	P6020666
4	3X5X13.5	3X5X13	150	P6018583	P6019763	P6020667
5	4X5X6.5	4X5X6	125	P6018584	P6019761	P6020665
6	4X6X10	4X6X9.5	150	P6018583	P6019763	P6020667
7	4X6X13	4X6X12	150	P6018583	P6019763	P6020667
8	4X6X14.5	4X6X13.5	150	P6018583	P6019763	P6020667
9	4X6X16	4X6X15.5	160	P6018598	P6019764	P6020668
10	5X6X7.5	5X6X7	150	P6018583	P6019763	P6020667
11	5X6X9	5X6X8.5	160	P6018598	P6019764	P6020668
12	5X8X9.5	5X8X9	180	P6018585	P6019765	P6020669
13	5X8X12	5X8X11	180	P6018585	P6019765	P6020669
14	5X8X14	5X8X13.5	200	P6018587	P6019767	P6020671
15	5X8X15.5	5X8X14.5	180	P6018585	P6019765	P6020669
16	5X8X19	5X8X18	180	P6018585	P6019765	P6020669
17	6X8X6.5	6X8X6	150	P6018583	P6019763	P6020667
18	6X8X12	6X8X11	210	P6018588	P6019768	P6020672
19	6X8X14	6X8X13.5	210	P6018588	P6019768	P6020672
20	6X8X18	6X8X17	220	P6018586	P6019769	P6020673
21	6X8X22	6X8X21	230	P6018591	P6019770	P6020674
22	6X10X11	6X10X10.5	210	P6018588	P6019768	P6020672
23	8X8X8	8X8X7.5	160	P6018598	P6019764	P6020668
24	8X10X10	8X10X9.5	190	P6018604	P6019766	P6020670
25	8X10X13.5	8X10X13	240	P6018599	P6019771	P6020675
26	8X10X17	8X10X16	250	P6018589	P6019772	P6020676
27	8X10X21	8X10X20	250	P6018589	P6019772	P6020676
28	8X10X26	8X10X25	260	P6018600	P6019773	P6020677
29	10X10X8	10X10X7.5	180	P6018585	P6019765	P6020669
30	10X12X15.5	10X12X14.5	280	P6018592	P6019774	P6020678
31	10X12X19	10X12X18	280	P6018592	P6019774	P6020678
32	10X12X24	10X12X23	290	P6018590	P6019775	P6020679
33	10X12X30	10X12X28.5	290	P6018590	P6019775	P6020679
34	12X12X9	12X12X8.5	220	P6018586	P6019769	P6020673
35	12X12X10	12X12X9.5	230	P6018591	P6019770	P6020674
36	12X14X13	12X14X12.5	260	P6018600	P6019773	P6020677
37	12X16X18	12X16X17	310	P6018593	P6019777	P6020681
38	12X16X22	12X16X21	320	P6018594	P6019778	P6020682
39	12X16X28	12X16X27	330	P6018595	P6019779	P6020683
40	14X14X12	14X14X11	250	P6018589	P6019772	P6020676
41	14X16X15	14X16X14.5	300	P6018601	P6019776	P6020680

<sup>1</sup>Impeller wear ring kits contain (2) impeller wear rings and (6) set screws.

<sup>2</sup>Casing and impeller wear ring materials should never match with the exception of bronze. Failure to comply places parts at risk of galling.

<sup>3</sup>Pumps with the same wear ring size code share wear ring kits. Casing WR kits and impeller WR kits with the same size code pair with one another.

## e-XC Single Stage, Double Suction Centrifugal Pumps

### Impeller Wear Ring Kits<sup>1,2</sup>

No.	e-XC Pump Model		WR Size Code <sup>3</sup>	304 SS	316 SS	Bronze C87600
42	14X16X27.5	14X16X26	340	P6018596	P6019780	P6020684
43	14X16X30.5	14X16X29	380	P6018603	P6019783	P6020687
44	14X18X18	14X18X17	340	P6018596	P6019780	P6020684
45	14X18X21	14X18X20	370	P6018602	P6019782	P6020686
46	14X20X26.5	14X20X25.5	380	P6018603	P6019783	P6020687
47	14X20X33	14X20X31.5	380	P6018603	P6019783	P6020687
48	16X16X13.5	16X16X13	290	P6018590	P6019775	P6020679
49	16X20X20.5	16X20X19.5	370	P6018602	P6019782	P6020686
50	16X20X21	16X20X20	360	P6018597	P6019781	P6020685
51	16X20X23	16X20X22	435	P6018606	P6019784	P6020688
52	16X24X31.5	16X24X29.5	455	P6018610	P6019787	P6020691
53	16X24X38	16X24X34	450	P6018607	P6019786	P6020690
54	18X20X15.5	18X20X14.5	330	P6018595	P6019779	P6020683
55	20X24X18	20X24X17	380	P6018603	P6019783	P6020687
56	20X24X20.5	20X24X19.5	360	P6018597	P6019781	P6020685
57	20X24X24.5	20X24X23.5	445	P6018608	P6019785	P6020689
58	20X28X28	20X28X27	500	P6018609	P6019788	P6020692
59	20X28X36	20X28X34	560	P6018615	P6019792	P6020696
60	24X28X22.5	24X28X21	500	P6018609	P6019788	P6020692
61	24X28X24	24X28X23	450	P6018607	P6019786	P6020690
62	24X32X31.5	24X32X30	450	P6018607	P6019786	P6020690
63	24X32X39	24X32X37	590	P6018614	P6019793	P6020697
64	24X32X43.5	24X32X41.5	665	P6018617	P6019795	P6020699
65	28X28X21	28X28X19.5	450	P6018607	P6019786	P6020690
66	28X32X23.5	28X32X23	550	P6018613	P6019791	P6020695
67	28X32X26	28X32X25	530	P6018612	P6019789	P6020693
68	28X32X30.5	28X32X28.5	590	P6018614	P6019793	P6020697
69	28X32X34	28X32X32.5	610	P6018616	P6019794	P6020698
70	28X36X39	28X36X37	675	P6018618	P6019796	P6020700
71	32X32X23	32X32X22	540	P6018611	P6019790	P6020694

<sup>1</sup>Impeller wear ring kits contain (2) impeller wear rings and (6) set screws.

<sup>2</sup>Casing and impeller wear ring materials should never match with the exception of bronze. Failure to comply places parts at risk of galling.

<sup>3</sup>Pumps with the same wear ring size code share wear ring kits. Casing WR kits and impeller WR kits with the same size code pair with one another.

## e-XC Single Stage, Double Suction Centrifugal Pumps

### Casing Wear Ring Kits<sup>1,2</sup>

No.	e-XC Pump Model		WR Size Code <sup>3</sup>	Bronze C90300	Duplex 2205	Nitronic 60
1	3X5X8.5	3X5X8	135	P6018546	CF	CF
2	3X5X11	3X5X10.5	135	P6018546	CF	CF
3	3X5X12.5	3X5X12	135	P6018546	CF	CF
4	3X5X13.5	3X5X13	150	P6018547	CF	CF
5	4X5X6.5	4X5X6	125	P6018548	CF	CF
6	4X6X10	4X6X9.5	150	P6018547	CF	CF
7	4X6X13	4X6X12	150	P6018547	CF	CF
8	4X6X14.5	4X6X13.5	150	P6018547	CF	CF
9	4X6X16	4X6X15.5	160	P6018562	CF	CF
10	5X6X7.5	5X6X7	150	P6018547	CF	CF
11	5X6X9	5X6X8.5	160	P6018562	CF	CF
12	5X8X9.5	5X8X9	180	P6018549	CF	CF
13	5X8X12	5X8X11	180	P6018549	CF	CF
14	5X8X14	5X8X13.5	200	P6018553	CF	CF
15	5X8X15.5	5X8X14.5	180	P6018549	CF	CF
16	5X8X19	5X8X18	180	P6018549	CF	CF
17	6X8X6.5	6X8X6	150	P6018547	CF	CF
18	6X8X12	6X8X11	210	P6018554	CF	CF
19	6X8X14	6X8X13.5	210	P6018554	CF	CF
20	6X8X18	6X8X17	220	P6018552	CF	CF
21	6X8X22	6X8X21	230	P6018551	CF	CF
22	6X10X11	6X10X10.5	210	P6018554	CF	CF
23	8X8X8	8X8X7.5	160	P6018562	CF	CF
24	8X10X10	8X10X9.5	190	P6018568	CF	CF
25	8X10X13.5	8X10X13	240	P6018563	CF	CF
26	8X10X17	8X10X16	250	P6018555	CF	CF
27	8X10X21	8X10X20	250	P6018555	CF	CF
28	8X10X26	8X10X25	260	P6018564	CF	CF
29	10X10X8	10X10X7.5	180	P6018549	CF	CF
30	10X12X15.5	10X12X14.5	280	P6018556	CF	CF
31	10X12X19	10X12X18	280	P6018556	CF	CF
32	10X12X24	10X12X23	290	P6018550	CF	CF
33	10X12X30	10X12X28.5	290	P6018550	CF	CF
34	12X12X9	12X12X8.5	220	P6018552	CF	CF
35	12X12X10	12X12X9.5	230	P6018551	CF	CF
36	12X14X13	12X14X12.5	260	P6018564	CF	CF
37	12X16X18	12X16X17	310	P6018557	CF	CF
38	12X16X22	12X16X21	320	P6018558	CF	CF
39	12X16X28	12X16X27	330	P6018559	CF	CF
40	14X14X12	14X14X11	250	P6018555	CF	CF
41	14X16X15	14X16X14.5	300	P6018565	CF	CF

<sup>1</sup>Casing wear ring kits contain (2) casing wear rings, (4) alignment pins, and (4) O-rings – if applicable.

<sup>2</sup>Casing and impeller wear ring materials should never match with the exception of bronze. Failure to comply places parts at risk of galling.

<sup>3</sup>Pumps with the same wear ring size code share wear ring kits. Casing WR kits and impeller WR kits with the same size code pair with one another.

CF=Consult Factory

## e-XC Single Stage, Double Suction Centrifugal Pumps

### Casing Wear Ring Kits<sup>1,2</sup>

No.	e-XC Pump Model		WR Size Code <sup>3</sup>	Bronze C90300	Duplex 2205	Nitronic 60
42	14X16X27.5	14X16X26	340	P6018560	CF	CF
43	14X16X30.5	14X16X29	380	P6018567	CF	CF
44	14X18X18	14X18X17	340	P6018560	CF	CF
45	14X18X21	14X18X20	370	P6018566	CF	CF
46	14X20X26.5	14X20X25.5	380	P6018567	CF	CF
47	14X20X33	14X20X31.5	380	P6018567	CF	CF
48	16X16X13.5	16X16X13	290	P6018550	CF	CF
49	16X20X20.5	16X20X19.5	370	P6018566	CF	CF
50	16X20X21	16X20X20	360	P6018561	CF	CF
51	16X20X23	16X20X22	435	P6018569	CF	CF
52	16X24X31.5	16X24X29.5	455	P6018573	CF	CF
53	16X24X38	16X24X34	450	P6018570	CF	CF
54	18X20X15.5	18X20X14.5	330	P6018559	CF	CF
55	20X24X18	20X24X17	380	P6018567	CF	CF
56	20X24X20.5	20X24X19.5	360	P6018561	CF	CF
57	20X24X24.5	20X24X23.5	445	P6018571	CF	CF
58	20X28X28	20X28X27	500	P6018572	CF	CF
59	20X28X36	20X28X34	560	P6018578	CF	CF
60	24X28X22.5	24X28X21	500	P6018572	CF	CF
61	24X28X24	24X28X23	450	P6018570	CF	CF
62	24X32X31.5	24X32X30	450	P6018570	CF	CF
63	24X32X39	24X32X37	590	P6018577	CF	CF
64	24X32X43.5	24X32X41.5	665	P6018580	CF	CF
65	28X28X21	28X28X19.5	450	P6018570	CF	CF
66	28X32X23.5	28X32X23	550	P6018576	CF	CF
67	28X32X26	28X32X25	530	P6018575	CF	CF
68	28X32X30.5	28X32X28.5	590	P6018577	CF	CF
69	28X32X34	28X32X32.5	610	P6018579	CF	CF
70	28X36X39	28X36X37	675	P6018581	CF	CF
71	32X32X23	32X32X22	540	P6018574	CF	CF

<sup>1</sup>Casing wear ring kits contain (2) casing wear rings, (4) alignment pins, and (4) O-rings – if applicable.

<sup>2</sup>Casing and impeller wear ring materials should never match with the exception of bronze. Failure to comply places parts at risk of galling.

<sup>3</sup>Pumps with the same wear ring size code share wear ring kits. Casing WR kits and impeller WR kits with the same size code pair with one another.

CF=Consult Factory



## e-XC Single Stage, Double Suction Centrifugal Pumps

<b>3x5x8.5</b>	<b>3x5x11</b>	No.	1	2	3	4
		e-XC Pump Model	<b>3x5x8.5</b>	<b>3x5x8</b>	<b>3x5x11</b>	<b>3x5x10.5</b>
<b>3x5x8</b>	<b>3x5x10.5</b>	Shaft Group	35	35	35	35
		Pump Code	80215	80205	80285	80270

### Common Parts – Standard Construction

Cat No.	Description	Qty.	Standard Material	Part Numbers			
1-00	Casing Asm. (Std. Drilling) ▲	1	Cast Iron (Class 30)	P6012732	P6012732	P6011053	P6011053
1-00	Casing Asm. (Std. Drilling) ▲	1	Ductile Iron (65-45-12)	P6012733	P6012733	P6011054	P6011054
1-01	Bite-Type Fitting	2	304 SS	P6010421	P6010421	P6010421	P6010421
1-02	Ball Valve	2	304 SS	P6010675	P6010675	P6010675	P6010675
1-03	Four Arm Tube	1	304 SS	P6015607	P6015607	P6015607	P6015607
1-04	Plug (Upper Casing)	1	Steel	P6010069	P6010069	P6010069	P6010069
1-05	Flush Pipe	-	304 SS	P6017962	P6017962	P6017962	P6017962
1-06	Casing Bolt (Large)	4	Steel	P6010994	P6010994	P6010994	P6010994
1-07	Washer (Large)	4	Steel	P6010259	P6010259	P6010259	P6010259
1-08	Casing Bolt (Small)	-	Steel	P6010995	P6010995	P6010995	P6010995
1-09	Washer (Small)	-	Steel	P6010259	P6010259	P6010259	P6010259
1-10	Tapered Pin	2	Steel	P6010082	P6010082	P6010082	P6010082
1-11	Nut (Tapered Pin)	2	Steel	P6010012	P6010012	P6010012	P6010012
1-12	Suction Gasket	1	Aramid Fiber	P6012500	P6012500	P6010992	P6010992
1-13	Discharge Gasket	1	Aramid Fiber	P6012501	P6012501	P6010993	P6010993
1-14	Plug (Lower Casing)	10	Steel	P6010069	P6010069	P6010069	P6010069
1-15	Jacking Screw	2	Steel	P6010002	P6010002	P6010002	P6010002
2-00	Bearing Housing	2	Cast Iron	P6014971	P6014971	P6014971	P6014971
2-01	Bolt (Brg. Hsg.)	8	Steel	P6010007	P6010007	P6010007	P6010007
2-02	Washer (Brg. Hsg.)	8	Steel	P6010025	P6010025	P6010025	P6010025
2-03	Jacking Screw (Brg. Hsg.)	4	Steel	P6010265	P6010265	P6010265	P6010265
2-04	Eyebolt (Brg. Hsg.)	4	Steel	P6015404	P6015404	P6015404	P6015404
2-05	Drain Plug (Brg. Hsg.)	2	Steel	P6010071	P6010071	P6010071	P6010071
2-06	Side Plug (Large - Brg. Hsg.)	4	Steel	P6010069	P6010069	P6010069	P6010069
2-07	Side Plug (Small - Brg. Hsg.)	4	Steel	P6010066	P6010066	P6010066	P6010066
2-08	Grease Cup (Brg. Hsg.)	2	H62 Brass	P6010235	P6010235	P6010235	P6010235
2-09	Breather Vent (Brg. Hsg.)	2	Steel	P6015418	P6015418	P6015418	P6015418
2-10	Vibration Sensor Plug (Brg. Hsg.)	6	Steel	P6010067	P6010067	P6010067	P6010067
2-11	Temp. Sensor Plug (Brg. Hsg.)	4	Steel	P6010066	P6010066	P6010066	P6010066
2-12	Bearing Gland (Outboard)	1	Steel Plate	P6015254	P6015254	P6015254	P6015254
2-13	Bearing Gland (Outboard-Inner)	1	Cast Iron	P6015251	P6015251	P6015251	P6015251
2-14	Bearing Gland (Inboard-Inner)	1	Steel Plate	P6015252	P6015252	P6015252	P6015252
2-15	Bearing Gland (Inboard)	1	Steel Plate	P6015253	P6015253	P6015253	P6015253
2-16	Gasket (Bearing Gland)	4	Aramid Fiber	P6010990	P6010990	P6010990	P6010990
2-17	Bolt (Brg. Gland)	16	Steel	P6010240	P6010240	P6010240	P6010240
2-18	Washer (Brg. Gland)	16	Steel	P6010239	P6010239	P6010239	P6010239
2-19	Labyrinth Seal (Inner)	2	Cast Iron	P6015255	P6015255	P6015255	P6015255
2-20	Labyrinth Seal (Inboard)	1	Cast Iron	P6015256	P6015256	P6015256	P6015256
2-21	Set Screw (Lab. Seal)	15	Stainless Steel	P6010006	P6010006	P6010006	P6010006
2-22	O-ring (Lab. Seal Inner)	2	FKM	P6015387	P6015387	P6015387	P6015387
2-23	O-Ring (Lab. Seal Inboard)	1	FKM	P6015388	P6015388	P6015388	P6015388
2-24	Bearing	2	Steel	P6010989	P6010989	P6010989	P6010989
2-25	Shoulder Ring (Outb. Brg.)	1	Steel	P6010982	P6010982	P6010982	P6010982
2-26	Tab Washer (Outb. Brg.)	1	Steel	P6010981	P6010981	P6010981	P6010981
2-27	Locknut (Outb. Brg.)	1	Steel	P6010980	P6010980	P6010980	P6010980

### Std. Impeller Assembly

4-00	Impeller & Imp. WR Asm.	1	304 SS	P6012482	P6012491	P6010941	P6010945
4-01	Impeller (Machined For WR)	1	304 SS	P6012470	P6012479	P6010933	P6010939
4-02	Wear Ring (Impeller)	2	304 SS	P6010976	P6010976	P6010976	P6010976
4-03	Set Screw (Imp. WR)	6	Stainless Steel	P6010006	P6010006	P6010006	P6010006
4-04	Wear Ring (Casing)	2	C90300 Bronze	P6010974	P6010974	P6010974	P6010974
4-05	O-Ring (CWR)	4	FKM	P6019570	P6019570	P6019570	P6019570
4-06	Pin (CWR)	4	Stainless Steel	P6019596	P6019596	P6019596	P6019596

▲ Cast iron casing with ANSI 125# drilling is standard for working pressures below 175 psi unless listed as not available.

◀ Ductile iron casing with ANSI 250# drilling is standard for working pressures above 175 psi.

**Dry Shaft Design (Seal on Sleeve) – Standard Construction**

<b>Mechanical Seal – Standard Construction</b>		<b>Qty.</b>	<b>Standard Material</b>	<b>3x5x8.5</b>	<b>3x5x8</b>	<b>3x5x11</b>	<b>3x5x10.5</b>
3-00-C	Shaft	1	5140 Steel	P6019810	P6019810	P6019810	P6019810
3-01-C	Coupling Key (Pump End)	1	Steel	P6019830	P6019830	P6019830	P6019830
3-02-C	Impeller Key(s)	-	Steel	P6015376	P6015376	P6015376	P6015376
3-03-C	Shaft Sleeve	2	304 SS	P6019740	P6019740	P6019740	P6019740
3-04-C	Impeller Hub Sleeve	2	304 SS	P6014923	P6014923	P6014923	P6014923
3-05-C	Sleeve Nut	2	304 SS	P6014946	P6014946	P6014946	P6014946
3-06-C	O-ring (Shaft Sleeve)	2	FKM	P6015383	P6015383	P6015383	P6015383
3-07-C	Gasket (Imp. Hub Sleeve)	2	PTFE	P6015419	P6015419	P6015419	P6015419
3-08-C	Tab Washer (Sleeve Nut)	2	304 SS	P6014938	P6014938	P6014938	P6014938
3-09-C	Heterotype Key (Sleeve Nut)	2	304 SS	P6015375	P6015375	P6015375	P6015375
3-10-C	Stuffing Box	2	Cast Iron	P6019664	P6019664	P6019664	P6019664
3-11-C	Pin (Stuffing Box)	2	Stainless Steel	P6019596	P6019596	P6019596	P6019596
3-12-C	O-Ring (Stuffing Box)	4	FKM	P6010983	P6010983	P6010983	P6010983
3-13-C	Plug (Stuffing Box)	2	Steel	P6010071	P6010071	P6010071	P6010071
3-14-C	Seal Gland	2	Steel	P6019671	P6019671	P6019671	P6019671
3-15-C	O-Ring (Seal Gland)	2	FKM	P6015385	P6015385	P6015385	P6015385
3-16-C	Bolt (Seal Gland)	8	Steel	P6015400	P6015400	P6015400	P6015400
3-17-C	Washer (Seal Gland)	8	Steel	P6010025	P6010025	P6010025	P6010025
3-18-C	Shaft Guard	2	304 SS	P6015414	P6015414	P6015414	P6015414
3-19-C	Bolt (Shaft Guard)	4	Steel	P6019053	P6019053	P6019053	P6019053
3-20-C	MR4 Mechanical Seal	2	C/SiC/EPDM	P6000050	P6000050	P6000050	P6000050
3-20-C	MR3 Mechanical Seal	2	C/SiC/EPDM	P6000030	P6000030	P6000030	P6000030
3-21-C	Drive Ring (Includes Set Screws)	2	304 SS	P6019652	P6019652	P6019652	P6019652
<b>Cartridge Seal – Optional Construction</b>							
3-00-F	Shaft	1	5140 Steel	P6019810	P6019810	P6019810	P6019810
3-01-F	Coupling Key (Pump End)	1	Steel	P6019830	P6019830	P6019830	P6019830
3-02-F	Impeller Key(s)	-	Steel	P6015376	P6015376	P6015376	P6015376
3-03-F	Shaft Sleeve	2	304 SS	P6019740	P6019740	P6019740	P6019740
3-04-F	Impeller Hub Sleeve	2	304 SS	P6014923	P6014923	P6014923	P6014923
3-05-F	Sleeve Nut	2	304 SS	P6014946	P6014946	P6014946	P6014946
3-06-F	O-ring (Shaft Sleeve)	2	FKM	P6015383	P6015383	P6015383	P6015383
3-07-F	Gasket (Imp. Hub Sleeve)	2	PTFE	P6015419	P6015419	P6015419	P6015419
3-08-F	Tab Washer (Sleeve Nut)	2	304 SS	P6014938	P6014938	P6014938	P6014938
3-09-F	Heterotype Key (Sleeve Nut)	2	304 SS	P6015375	P6015375	P6015375	P6015375
3-10-F	Stuffing Box	2	Cast Iron	P6019668	P6019668	P6019668	P6019668
3-11-F	Pin (Stuffing Box)	2	Stainless Steel	P6010071	P6010071	P6010071	P6010071
3-12-F	O-Ring (Stuffing Box)	4	FKM	P6010983	P6010983	P6010983	P6010983
3-16-F	Bolt (Cartridge Seal)	8	Steel	P6018079	P6018079	P6018079	P6018079
3-17-F	Washer (Cartridge Seal)	8	Steel	P6010025	P6010025	P6010025	P6010025
3-18-F	Shaft Guard	2	304 SS	P6019873	P6019873	P6019873	P6019873
3-19-F	Bolt (Shaft Guard)	4	Steel	P6019053	P6019053	P6019053	P6019053
3-20-F	MR8 Cartridge Seal	2	C/SiC/EPDM	P6000248	P6000248	P6000248	P6000248
<b>Packing – Optional Construction</b>							
3-00-P	Shaft	1	5140 Steel	P6014851	P6014851	P6014851	P6014851
3-01-P	Coupling Key (Pump End)	1	Steel	P6019830	P6019830	P6019830	P6019830
3-02-P	Impeller Key(s)	-	Steel	P6015376	P6015376	P6015376	P6015376
3-03-P	Shaft Sleeve	2	304 SS	P6014899	P6014899	P6014899	P6014899
3-04-P	Impeller Hub Sleeve	2	304 SS	P6014923	P6014923	P6014923	P6014923
3-05-P	Sleeve Nut	2	304 SS	P6014946	P6014946	P6014946	P6014946
3-06-P	O-ring (Shaft Sleeve)	2	FKM	P6015383	P6015383	P6015383	P6015383
3-07-P	Gasket (Imp. Hub Sleeve)	2	PTFE	P6015419	P6015419	P6015419	P6015419
3-08-P	Tab Washer (Sleeve Nut)	2	304 SS	P6014938	P6014938	P6014938	P6014938
3-09-P	Heterotype Key (Sleeve Nut)	2	304 SS	P6015375	P6015375	P6015375	P6015375
3-10-P	Stuffing Box	2	Cast Iron	P6015294	P6015294	P6015294	P6015294
3-11-P	Pin (Stuffing Box)	2	Stainless Steel	P6010071	P6010071	P6010071	P6010071
3-12-P	O-Ring (Stuffing Box)	4	FKM	P6010983	P6010983	P6010983	P6010983
3-14-P	Half Packing Gland	4	Cast Iron	P6015367	P6015367	P6015367	P6015367
3-16-P	Stud (Packing Gland)	4	Stainless Steel	P6015406	P6015406	P6015406	P6015406
3-17-P	Nut (Packing Gland)	4	Stainless Steel	P6015408	P6015408	P6015408	P6015408
3-18-P	Shaft Guard	2	304 SS	P6018034	P6018034	P6018034	P6018034
3-19-P	Bolt (Shaft Guard)	4	Steel	P6019053	P6019053	P6019053	P6019053
3-20-P	Packing Ring	-	608D PTFE Graphite	P6016549	P6016549	P6016549	P6016549
3-21-P	Lantern Ring	2	PTFE	P6016560	P6016560	P6016560	P6016560

▼MR4 is standard unless listed as not available or if pump working pressure exceeds 175 psi. MR3 is standard for working pressures above 175 psi.

▶Drive ring only required for MR4 mechanical seals.

**Wet Shaft Design (Seal on Shaft) – Optional Construction**

<b>Mechanical Seal – Optional Construction</b>		<b>Qty.</b>	<b>Standard Material</b>	<b>3x5x8.5</b>	<b>3x5x8</b>	<b>3x5x11</b>	<b>3x5x10.5</b>
3-00-D	Shaft	1	420 SS	P6014854	P6014854	P6014854	P6014854
3-01-D	Coupling Key (Pump End)	1	Steel	P6019830	P6019830	P6019830	P6019830
3-02-D	Impeller Key(s)	-	Steel	P6010986	P6010986	P6010986	P6010986
3-10-D	Stuffing Box	2	Cast Iron	P6015294	P6015294	P6015294	P6015294
3-11-D	Pin (Stuffing Box)	2	Stainless Steel	P6010071	P6010071	P6010071	P6010071
3-12-D	O-Ring (Stuffing Box)	4	FKM	P6010983	P6010983	P6010983	P6010983
3-13-D	Plug (Stuffing Box)	2	Steel	P6010071	P6010071	P6010071	P6010071
3-14-D	Seal Gland	2	Steel	P6015343	P6015343	P6015343	P6015343
3-15-D	O-Ring (Seal Gland)	2	FKM	P6015385	P6015385	P6015385	P6015385
3-16-D	Bolt (Seal Gland)	8	Steel	P6015400	P6015400	P6015400	P6015400
3-17-D	Washer (Seal Gland)	8	Steel	P6010025	P6010025	P6010025	P6010025
3-18-D	Shaft Guard	2	304 SS	P6015414	P6015414	P6015414	P6015414
3-19-D	Bolt (Shaft Guard)	4	Steel	P6019053	P6019053	P6019053	P6019053
3-20-D	MR4 Mechanical Seal ▼	2	C/SiC/EPDM	P6000048	P6000048	P6000048	P6000048
3-20-D	MR3 Mechanical Seal ▼	2	C/SiC/EPDM	P6000028	P6000028	P6000028	P6000028
3-21-D	Drive Ring	1	304 SS	P6000088	P6000088	P6000088	P6000088
3-22-D	Snap Ring (Impeller)	1	304 SS	P6010985	P6010985	P6010985	P6010985
<b>Cartridge Seal – Optional Construction</b>							
3-00-G	Shaft	1	420 SS	P6014854	P6014854	P6014854	P6014854
3-01-G	Coupling Key (Pump End)	1	Steel	P6019830	P6019830	P6019830	P6019830
3-02-G	Impeller Key(s)	-	Steel	P6010986	P6010986	P6010986	P6010986
3-10-G	Stuffing Box	2	Cast Iron	P6015294	P6015294	P6015294	P6015294
3-11-G	Pin (Stuffing Box)	2	Stainless Steel	P6010071	P6010071	P6010071	P6010071
3-12-G	O-Ring (Stuffing Box)	4	FKM	P6010983	P6010983	P6010983	P6010983
3-13-G	Plug (Stuffing Box)	2	Steel	P6010071	P6010071	P6010071	P6010071
3-16-G	Bolt (Cartridge Seal)	8	Steel	P6015401	P6015401	P6015401	P6015401
3-17-G	Washer (Cartridge Seal)	8	Steel	P6010025	P6010025	P6010025	P6010025
3-18-G	Shaft Guard	2	304 SS	P6015414	P6015414	P6015414	P6015414
3-19-G	Bolt (Shaft Guard)	4	Steel	P6019053	P6019053	P6019053	P6019053
3-20-G	MR6 Cartridge Seal	2	C/SiC/EDPM	P6000068	P6000068	P6000068	P6000068
3-22-G	Snap Ring (Impeller)	1	304 SS	P6010985	P6010985	P6010985	P6010985

▼MR4 is standard unless listed as not available or if pump working pressure exceeds 175 psi. MR3 is standard for working pressures above 175 psi.

## e-XC Single Stage, Double Suction Centrifugal Pumps

3x5x12.5	3x5x13.5	No.	5	6	7	8
		e-XC Pump Model	3x5x12.5	3x5x12	3x5x13.5	3x5x13
3x5x12	3x5x13	Shaft Group	35	35	35	35
		Pump Code	80315	80300	80345	80330

### Common Parts – Standard Construction

Cat No.	Description	Qty.	Standard Material	Part Numbers			
1-00	Casing Asm. (Std. Drilling) <sup>▲</sup>	1	Cast Iron (Class 30)	N/A	N/A	P6013448	P6013448
1-00	Casing Asm. (Std. Drilling) <sup>▲</sup>	1	Ductile Iron (65-45-12)	P6015667	P6015667	P6013449	P6013449
1-01	Bite-Type Fitting	2	304 SS	P6010421	P6010421	P6010421	P6010421
1-02	Ball Valve	2	304 SS	P6010675	P6010675	P6010675	P6010675
1-03	Four Arm Tube	1	304 SS	P6015607	P6015607	P6015607	P6015607
1-04	Plug (Upper Casing)	1	Steel	P6010069	P6010069	P6010069	P6010069
1-05	Flush Pipe	-	304 SS	P6017962	P6017962	P6017962	P6017962
1-06	Casing Bolt (Large)	4	Steel	P6010994	P6010994	P6010994	P6010994
1-07	Washer (Large)	4	Steel	P6010259	P6010259	P6010259	P6010259
1-08	Casing Bolt (Small)	-	Steel	P6010995	P6010995	P6010995	P6010995
1-09	Washer (Small)	-	Steel	P6010259	P6010259	P6010259	P6010259
1-10	Tapered Pin	2	Steel	P6010082	P6010082	P6010082	P6010082
1-11	Nut (Tapered Pin)	2	Steel	P6010012	P6010012	P6010012	P6010012
1-12	Suction Gasket	1	Aramid Fiber	P6015674	P6015674	P6013134	P6013134
1-13	Discharge Gasket	1	Aramid Fiber	P6015675	P6015675	P6013135	P6013135
1-14	Plug (Lower Casing)	10	Steel	P6010069	P6010069	P6010069	P6010069
1-15	Jacking Screw	2	Steel	P6010002	P6010002	P6010002	P6010002
2-00	Bearing Housing	2	Cast Iron	P6014971	P6014971	P6014971	P6014971
2-01	Bolt (Brg. Hsg.)	8	Steel	P6010007	P6010007	P6010007	P6010007
2-02	Washer (Brg. Hsg.)	8	Steel	P6010025	P6010025	P6010025	P6010025
2-03	Jacking Screw (Brg. Hsg.)	4	Steel	P6010265	P6010265	P6010265	P6010265
2-04	Eyebolt (Brg. Hsg.)	4	Steel	P6015404	P6015404	P6015404	P6015404
2-05	Drain Plug (Brg. Hsg.)	2	Steel	P6010071	P6010071	P6010071	P6010071
2-06	Side Plug (Large - Brg. Hsg.)	4	Steel	P6010069	P6010069	P6010069	P6010069
2-07	Side Plug (Small - Brg. Hsg.)	4	Steel	P6010066	P6010066	P6010066	P6010066
2-08	Grease Cup (Brg. Hsg.)	2	H62 Brass	P6010235	P6010235	P6010235	P6010235
2-09	Breather Vent (Brg. Hsg.)	2	Steel	P6015418	P6015418	P6015418	P6015418
2-10	Vibration Sensor Plug (Brg. Hsg.)	6	Steel	P6010067	P6010067	P6010067	P6010067
2-11	Temp. Sensor Plug (Brg. Hsg.)	4	Steel	P6010066	P6010066	P6010066	P6010066
2-12	Bearing Gland (Outboard)	1	Steel Plate	P6015254	P6015254	P6015254	P6015254
2-13	Bearing Gland (Outboard-Inner)	1	Cast Iron	P6015251	P6015251	P6015251	P6015251
2-14	Bearing Gland (Inboard-Inner)	1	Steel Plate	P6015252	P6015252	P6015252	P6015252
2-15	Bearing Gland (Inboard)	1	Steel Plate	P6015253	P6015253	P6015253	P6015253
2-16	Gasket (Bearing Gland)	4	Aramid Fiber	P6010990	P6010990	P6010990	P6010990
2-17	Bolt (Brg. Gland)	16	Steel	P6010240	P6010240	P6010240	P6010240
2-18	Washer (Brg. Gland)	16	Steel	P6010239	P6010239	P6010239	P6010239
2-19	Labyrinth Seal (Inner)	2	Cast Iron	P6015255	P6015255	P6015255	P6015255
2-20	Labyrinth Seal (Inboard)	1	Cast Iron	P6015256	P6015256	P6015256	P6015256
2-21	Set Screw (Lab. Seal)	15	Stainless Steel	P6010006	P6010006	P6010006	P6010006
2-22	O-ring (Lab. Seal Inner)	2	FKM	P6015387	P6015387	P6015387	P6015387
2-23	O-Ring (Lab. Seal Inboard)	1	FKM	P6015388	P6015388	P6015388	P6015388
2-24	Bearing	2	Steel	P6010989	P6010989	P6010989	P6010989
2-25	Shoulder Ring (Outb. Brg.)	1	Steel	P6010982	P6010982	P6010982	P6010982
2-26	Tab Washer (Outb. Brg.)	1	Steel	P6010981	P6010981	P6010981	P6010981
2-27	Locknut (Outb. Brg.)	1	Steel	P6010980	P6010980	P6010980	P6010980

### Std. Impeller Assembly

4-00	Impeller & Imp. WR Asm.	1	304 SS	P6015982	P6015991	P6013172	P6013181
4-01	Impeller (Machined For WR)	1	304 SS	P6015668	P6015671	P6013012	P6013021
4-02	Wear Ring (Impeller)	2	304 SS	P6010976	P6010976	P6010375	P6010375
4-03	Set Screw (Imp. WR)	6	Stainless Steel	P6010006	P6010006	P6010006	P6010006
4-04	Wear Ring (Casing)	2	C90300 Bronze	P6010974	P6010974	P6010370	P6010370
4-05	O-Ring (CWR)	4	FKM	P6019570	P6019570	P6019571	P6019571
4-06	Pin (CWR)	4	Stainless Steel	P6019596	P6019596	P6019596	P6019596

▲ Cast iron casing with ANSI 125# drilling is standard for working pressures below 175 psi unless listed as not available.

◄ Ductile iron casing with ANSI 250# drilling is standard for working pressures above 175 psi.

**Dry Shaft Design (Seal on Sleeve) – Standard Construction**

<b>Mechanical Seal – Standard Construction</b>		<b>Qty.</b>	<b>Standard Material</b>	<b>3x5x12.5</b>	<b>3x5x12</b>	<b>3x5x13.5</b>	<b>3x5x13</b>
3-00-C	Shaft	1	5140 Steel	P6019810	P6019810	P6019810	P6019810
3-01-C	Coupling Key (Pump End)	1	Steel	P6019830	P6019830	P6019830	P6019830
3-02-C	Impeller Key(s)	-	Steel	P6015376	P6015376	P6015376	P6015376
3-03-C	Shaft Sleeve	2	304 SS	P6019740	P6019740	P6019740	P6019740
3-04-C	Impeller Hub Sleeve	2	304 SS	P6014923	P6014923	P6014923	P6014923
3-05-C	Sleeve Nut	2	304 SS	P6014946	P6014946	P6014946	P6014946
3-06-C	O-ring (Shaft Sleeve)	2	FKM	P6015383	P6015383	P6015383	P6015383
3-07-C	Gasket (Imp. Hub Sleeve)	2	PTFE	P6015419	P6015419	P6015419	P6015419
3-08-C	Tab Washer (Sleeve Nut)	2	304 SS	P6014938	P6014938	P6014938	P6014938
3-09-C	Heterotype Key (Sleeve Nut)	2	304 SS	P6015375	P6015375	P6015375	P6015375
3-10-C	Stuffing Box	2	Cast Iron	P6019664	P6019664	P6019664	P6019664
3-11-C	Pin (Stuffing Box)	2	Stainless Steel	P6019596	P6019596	P6019596	P6019596
3-12-C	O-Ring (Stuffing Box)	4	FKM	P6010983	P6010983	P6010983	P6010983
3-13-C	Plug (Stuffing Box)	2	Steel	P6010071	P6010071	P6010071	P6010071
3-14-C	Seal Gland	2	Steel	P6019671	P6019671	P6019671	P6019671
3-15-C	O-Ring (Seal Gland)	2	FKM	P6015385	P6015385	P6015385	P6015385
3-16-C	Bolt (Seal Gland)	8	Steel	P6015400	P6015400	P6015400	P6015400
3-17-C	Washer (Seal Gland)	8	Steel	P6010025	P6010025	P6010025	P6010025
3-18-C	Shaft Guard	2	304 SS	P6015414	P6015414	P6015414	P6015414
3-19-C	Bolt (Shaft Guard)	4	Steel	P6019053	P6019053	P6019053	P6019053
3-20-C	MR4 Mechanical Seal	2	C/SiC/EPDM	P6000050	P6000050	P6000050	P6000050
3-20-C	MR3 Mechanical Seal	2	C/SiC/EPDM	P6000030	P6000030	P6000030	P6000030
3-21-C	Drive Ring (Includes Set Screws)	2	304 SS	P6019652	P6019652	P6019652	P6019652
<b>Cartridge Seal – Optional Construction</b>							
3-00-F	Shaft	1	5140 Steel	P6019810	P6019810	P6019810	P6019810
3-01-F	Coupling Key (Pump End)	1	Steel	P6019830	P6019830	P6019830	P6019830
3-02-F	Impeller Key(s)	-	Steel	P6015376	P6015376	P6015376	P6015376
3-03-F	Shaft Sleeve	2	304 SS	P6019740	P6019740	P6019740	P6019740
3-04-F	Impeller Hub Sleeve	2	304 SS	P6014923	P6014923	P6014923	P6014923
3-05-F	Sleeve Nut	2	304 SS	P6014946	P6014946	P6014946	P6014946
3-06-F	O-ring (Shaft Sleeve)	2	FKM	P6015383	P6015383	P6015383	P6015383
3-07-F	Gasket (Imp. Hub Sleeve)	2	PTFE	P6015419	P6015419	P6015419	P6015419
3-08-F	Tab Washer (Sleeve Nut)	2	304 SS	P6014938	P6014938	P6014938	P6014938
3-09-F	Heterotype Key (Sleeve Nut)	2	304 SS	P6015375	P6015375	P6015375	P6015375
3-10-F	Stuffing Box	2	Cast Iron	P6019668	P6019668	P6019668	P6019668
3-11-F	Pin (Stuffing Box)	2	Stainless Steel	P6010071	P6010071	P6010071	P6010071
3-12-F	O-Ring (Stuffing Box)	4	FKM	P6010983	P6010983	P6010983	P6010983
3-16-F	Bolt (Cartridge Seal)	8	Steel	P6018079	P6018079	P6018079	P6018079
3-17-F	Washer (Cartridge Seal)	8	Steel	P6010025	P6010025	P6010025	P6010025
3-18-F	Shaft Guard	2	304 SS	P6019873	P6019873	P6019873	P6019873
3-19-F	Bolt (Shaft Guard)	4	Steel	P6019053	P6019053	P6019053	P6019053
3-20-F	MR8 Cartridge Seal	2	C/SiC/EPDM	P6000248	P6000248	P6000248	P6000248
<b>Packing – Optional Construction</b>							
3-00-P	Shaft	1	5140 Steel	P6014851	P6014851	P6014851	P6014851
3-01-P	Coupling Key (Pump End)	1	Steel	P6019830	P6019830	P6019830	P6019830
3-02-P	Impeller Key(s)	-	Steel	P6015376	P6015376	P6015376	P6015376
3-03-P	Shaft Sleeve	2	304 SS	P6014899	P6014899	P6014899	P6014899
3-04-P	Impeller Hub Sleeve	2	304 SS	P6014923	P6014923	P6014923	P6014923
3-05-P	Sleeve Nut	2	304 SS	P6014946	P6014946	P6014946	P6014946
3-06-P	O-ring (Shaft Sleeve)	2	FKM	P6015383	P6015383	P6015383	P6015383
3-07-P	Gasket (Imp. Hub Sleeve)	2	PTFE	P6015419	P6015419	P6015419	P6015419
3-08-P	Tab Washer (Sleeve Nut)	2	304 SS	P6014938	P6014938	P6014938	P6014938
3-09-P	Heterotype Key (Sleeve Nut)	2	304 SS	P6015375	P6015375	P6015375	P6015375
3-10-P	Stuffing Box	2	Cast Iron	P6015294	P6015294	P6015294	P6015294
3-11-P	Pin (Stuffing Box)	2	Stainless Steel	P6010071	P6010071	P6010071	P6010071
3-12-P	O-Ring (Stuffing Box)	4	FKM	P6010983	P6010983	P6010983	P6010983
3-14-P	Half Packing Gland	4	Cast Iron	P6015367	P6015367	P6015367	P6015367
3-16-P	Stud (Packing Gland)	4	Stainless Steel	P6015406	P6015406	P6015406	P6015406
3-17-P	Nut (Packing Gland)	4	Stainless Steel	P6015408	P6015408	P6015408	P6015408
3-18-P	Shaft Guard	2	304 SS	P6018034	P6018034	P6018034	P6018034
3-19-P	Bolt (Shaft Guard)	4	Steel	P6019053	P6019053	P6019053	P6019053
3-20-P	Packing Ring	-	608D PTFE Graphite	P6016549	P6016549	P6016549	P6016549
3-21-P	Lantern Ring	2	PTFE	P6016560	P6016560	P6016560	P6016560

▼MR4 is standard unless listed as not available or if pump working pressure exceeds 175 psi. MR3 is standard for working pressures above 175 psi.

▶Drive ring only required for MR4 mechanical seals.

**Wet Shaft Design (Seal on Shaft) – Optional Construction**

<b>Mechanical Seal – Optional Construction</b>		<b>Qty.</b>	<b>Standard Material</b>	<b>3x5x12.5</b>	<b>3x5x12</b>	<b>3x5x13.5</b>	<b>3x5x13</b>
3-00-D	Shaft	1	420 SS	P6014854	P6014854	P6014854	P6014854
3-01-D	Coupling Key (Pump End)	1	Steel	P6019830	P6019830	P6019830	P6019830
3-02-D	Impeller Key(s)	-	Steel	P6010986	P6010986	P6010986	P6010986
3-10-D	Stuffing Box	2	Cast Iron	P6015294	P6015294	P6015294	P6015294
3-11-D	Pin (Stuffing Box)	2	Stainless Steel	P6010071	P6010071	P6010071	P6010071
3-12-D	O-Ring (Stuffing Box)	4	FKM	P6010983	P6010983	P6010983	P6010983
3-13-D	Plug (Stuffing Box)	2	Steel	P6010071	P6010071	P6010071	P6010071
3-14-D	Seal Gland	2	Steel	P6015343	P6015343	P6015343	P6015343
3-15-D	O-Ring (Seal Gland)	2	FKM	P6015385	P6015385	P6015385	P6015385
3-16-D	Bolt (Seal Gland)	8	Steel	P6015400	P6015400	P6015400	P6015400
3-17-D	Washer (Seal Gland)	8	Steel	P6010025	P6010025	P6010025	P6010025
3-18-D	Shaft Guard	2	304 SS	P6015414	P6015414	P6015414	P6015414
3-19-D	Bolt (Shaft Guard)	4	Steel	P6019053	P6019053	P6019053	P6019053
3-20-D	MR4 Mechanical Seal <sup>▼</sup>	2	C/SiC/EPDM	P6000048	P6000048	P6000048	P6000048
3-20-D	MR3 Mechanical Seal <sup>▼</sup>	2	C/SiC/EPDM	P6000028	P6000028	P6000028	P6000028
3-21-D	Drive Ring	1	304 SS	P6000088	P6000088	P6000088	P6000088
3-22-D	Snap Ring (Impeller)	1	304 SS	P6010985	P6010985	P6010985	P6010985
<b>Cartridge Seal – Optional Construction</b>							
3-00-G	Shaft	1	420 SS	P6014854	P6014854	P6014854	P6014854
3-01-G	Coupling Key (Pump End)	1	Steel	P6019830	P6019830	P6019830	P6019830
3-02-G	Impeller Key(s)	-	Steel	P6010986	P6010986	P6010986	P6010986
3-10-G	Stuffing Box	2	Cast Iron	P6015294	P6015294	P6015294	P6015294
3-11-G	Pin (Stuffing Box)	2	Stainless Steel	P6010071	P6010071	P6010071	P6010071
3-12-G	O-Ring (Stuffing Box)	4	FKM	P6010983	P6010983	P6010983	P6010983
3-13-G	Plug (Stuffing Box)	2	Steel	P6010071	P6010071	P6010071	P6010071
3-16-G	Bolt (Cartridge Seal)	8	Steel	P6015401	P6015401	P6015401	P6015401
3-17-G	Washer (Cartridge Seal)	8	Steel	P6010025	P6010025	P6010025	P6010025
3-18-G	Shaft Guard	2	304 SS	P6015414	P6015414	P6015414	P6015414
3-19-G	Bolt (Shaft Guard)	4	Steel	P6019053	P6019053	P6019053	P6019053
3-20-G	MR6 Cartridge Seal	2	C/SiC/EDPM	P6000068	P6000068	P6000068	P6000068
3-22-G	Snap Ring (Impeller)	1	304 SS	P6010985	P6010985	P6010985	P6010985

▼MR4 is standard unless listed as not available or if pump working pressure exceeds 175 psi. MR3 is standard for working pressures above 175 psi.

## e-XC Single Stage, Double Suction Centrifugal Pumps

<b>4x5x6.5</b>	<b>4x6x10</b>	No.	9	10	11	12
		e-XC Pump Model	<b>4x5x6.5</b>	<b>4x5x6</b>	<b>4x6x10</b>	<b>4x6x9.5</b>
<b>4x5x6</b>	<b>4x6x9.5</b>	Shaft Group	35	35	35	35
		Pump Code	100165	100155	100260	100250

### Common Parts – Standard Construction

Cat No.	Description	Qty.	Standard Material	Part Numbers			
1-00	Casing Asm. (Std. Drilling) <sup>▲</sup>	1	Cast Iron (Class 30)	P6015692	P6015692	P6012736	P6012736
1-00	Casing Asm. (Std. Drilling) <sup>▲</sup>	1	Ductile Iron (65-45-12)	P6015693	P6015693	P6012737	P6012737
1-01	Bite-Type Fitting	2	304 SS	P6010421	P6010421	P6010421	P6010421
1-02	Ball Valve	2	304 SS	P6010675	P6010675	P6010675	P6010675
1-03	Four Arm Tube	1	304 SS	P6015607	P6015607	P6015607	P6015607
1-04	Plug (Upper Casing)	1	Steel	P6010069	P6010069	P6010069	P6010069
1-05	Flush Pipe	-	304 SS	P6017962	P6017962	P6017962	P6017962
1-06	Casing Bolt (Large)	4	Steel	P6010994	P6010994	P6010994	P6010994
1-07	Washer (Large)	4	Steel	P6010259	P6010259	P6010259	P6010259
1-08	Casing Bolt (Small)	-	Steel	P6010995	P6010995	P6010995	P6010995
1-09	Washer (Small)	-	Steel	P6010259	P6010259	P6010259	P6010259
1-10	Tapered Pin	2	Steel	P6010082	P6010082	P6010082	P6010082
1-11	Nut (Tapered Pin)	2	Steel	P6010012	P6010012	P6010012	P6010012
1-12	Suction Gasket	1	Aramid Fiber	P6015845	P6015845	P6012546	P6012546
1-13	Discharge Gasket	1	Aramid Fiber	P6015846	P6015846	P6012547	P6012547
1-14	Plug (Lower Casing)	10	Steel	P6010069	P6010069	P6010069	P6010069
1-15	Jacking Screw	2	Steel	P6010002	P6010002	P6010002	P6010002
2-00	Bearing Housing	2	Cast Iron	P6014971	P6014971	P6014971	P6014971
2-01	Bolt (Brg. Hsg.)	8	Steel	P6010007	P6010007	P6010007	P6010007
2-02	Washer (Brg. Hsg.)	8	Steel	P6010025	P6010025	P6010025	P6010025
2-03	Jacking Screw (Brg. Hsg.)	4	Steel	P6010265	P6010265	P6010265	P6010265
2-04	Eyebolt (Brg. Hsg.)	4	Steel	P6015404	P6015404	P6015404	P6015404
2-05	Drain Plug (Brg. Hsg.)	2	Steel	P6010071	P6010071	P6010071	P6010071
2-06	Side Plug (Large - Brg. Hsg.)	4	Steel	P6010069	P6010069	P6010069	P6010069
2-07	Side Plug (Small - Brg. Hsg.)	4	Steel	P6010066	P6010066	P6010066	P6010066
2-08	Grease Cup (Brg. Hsg.)	2	H62 Brass	P6010235	P6010235	P6010235	P6010235
2-09	Breather Vent (Brg. Hsg.)	2	Steel	P6015418	P6015418	P6015418	P6015418
2-10	Vibration Sensor Plug (Brg. Hsg.)	6	Steel	P6010067	P6010067	P6010067	P6010067
2-11	Temp. Sensor Plug (Brg. Hsg.)	4	Steel	P6010066	P6010066	P6010066	P6010066
2-12	Bearing Gland (Outboard)	1	Steel Plate	P6015254	P6015254	P6015254	P6015254
2-13	Bearing Gland (Outboard-Inner)	1	Cast Iron	P6015251	P6015251	P6015251	P6015251
2-14	Bearing Gland (Inboard-Inner)	1	Steel Plate	P6015252	P6015252	P6015252	P6015252
2-15	Bearing Gland (Inboard)	1	Steel Plate	P6015253	P6015253	P6015253	P6015253
2-16	Gasket (Bearing Gland)	4	Aramid Fiber	P6010990	P6010990	P6010990	P6010990
2-17	Bolt (Brg. Gland)	16	Steel	P6010240	P6010240	P6010240	P6010240
2-18	Washer (Brg. Gland)	16	Steel	P6010239	P6010239	P6010239	P6010239
2-19	Labyrinth Seal (Inner)	2	Cast Iron	P6015255	P6015255	P6015255	P6015255
2-20	Labyrinth Seal (Inboard)	1	Cast Iron	P6015256	P6015256	P6015256	P6015256
2-21	Set Screw (Lab. Seal)	15	Stainless Steel	P6010006	P6010006	P6010006	P6010006
2-22	O-ring (Lab. Seal Inner)	2	FKM	P6015387	P6015387	P6015387	P6015387
2-23	O-Ring (Lab. Seal Inboard)	1	FKM	P6015388	P6015388	P6015388	P6015388
2-24	Bearing	2	Steel	P6010989	P6010989	P6010989	P6010989
2-25	Shoulder Ring (Outb. Brg.)	1	Steel	P6010982	P6010982	P6010982	P6010982
2-26	Tab Washer (Outb. Brg.)	1	Steel	P6010981	P6010981	P6010981	P6010981
2-27	Locknut (Outb. Brg.)	1	Steel	P6010980	P6010980	P6010980	P6010980
<b>Std. Impeller Assembly</b>							
4-00	Impeller & Imp. WR Asm.	1	304 SS	P6016000	P6016009	P6012528	P6012537
4-01	Impeller (Machined For WR)	1	304 SS	P6015676	P6015679	P6012516	P6012525
4-02	Wear Ring (Impeller)	2	304 SS	P6015632	P6015632	P6010375	P6010375
4-03	Set Screw (Imp. WR)	6	Stainless Steel	P6010006	P6010006	P6010006	P6010006
4-04	Wear Ring (Casing)	2	C90300 Bronze	P6015630	P6015630	P6010370	P6010370
4-05	O-Ring (CWR)	4	FKM	P6016774	P6016774	P6019571	P6019571
4-06	Pin (CWR)	4	Stainless Steel	P6019596	P6019596	P6019596	P6019596

▲ Cast iron casing with ANSI 125# drilling is standard for working pressures below 175 psi unless listed as not available.

◄ Ductile iron casing with ANSI 250# drilling is standard for working pressures above 175 psi.

**Dry Shaft Design (Seal on Sleeve) – Standard Construction**

<b>Mechanical Seal – Standard Construction</b>		<b>Qty.</b>	<b>Standard Material</b>	<b>4x5x6.5</b>	<b>4x5x6</b>	<b>4x6x10</b>	<b>4x6x9.5</b>
3-00-C	Shaft	1	5140 Steel	P6019810	P6019810	P6019810	P6019810
3-01-C	Coupling Key (Pump End)	1	Steel	P6019830	P6019830	P6019830	P6019830
3-02-C	Impeller Key(s)	-	Steel	P6015376	P6015376	P6015376	P6015376
3-03-C	Shaft Sleeve	2	304 SS	P6019740	P6019740	P6019740	P6019740
3-04-C	Impeller Hub Sleeve	2	304 SS	P6014923	P6014923	P6014923	P6014923
3-05-C	Sleeve Nut	2	304 SS	P6014946	P6014946	P6014946	P6014946
3-06-C	O-ring (Shaft Sleeve)	2	FKM	P6015383	P6015383	P6015383	P6015383
3-07-C	Gasket (Imp. Hub Sleeve)	2	PTFE	P6015419	P6015419	P6015419	P6015419
3-08-C	Tab Washer (Sleeve Nut)	2	304 SS	P6014938	P6014938	P6014938	P6014938
3-09-C	Heterotype Key (Sleeve Nut)	2	304 SS	P6015375	P6015375	P6015375	P6015375
3-10-C	Stuffing Box	2	Cast Iron	P6019664	P6019664	P6019664	P6019664
3-11-C	Pin (Stuffing Box)	2	Stainless Steel	P6019596	P6019596	P6019596	P6019596
3-12-C	O-Ring (Stuffing Box)	4	FKM	P6010983	P6010983	P6010983	P6010983
3-13-C	Plug (Stuffing Box)	2	Steel	P6010071	P6010071	P6010071	P6010071
3-14-C	Seal Gland	2	Steel	P6019671	P6019671	P6019671	P6019671
3-15-C	O-Ring (Seal Gland)	2	FKM	P6015385	P6015385	P6015385	P6015385
3-16-C	Bolt (Seal Gland)	8	Steel	P6015400	P6015400	P6015400	P6015400
3-17-C	Washer (Seal Gland)	8	Steel	P6010025	P6010025	P6010025	P6010025
3-18-C	Shaft Guard	2	304 SS	P6015414	P6015414	P6015414	P6015414
3-19-C	Bolt (Shaft Guard)	4	Steel	P6019053	P6019053	P6019053	P6019053
3-20-C	MR4 Mechanical Seal	2	C/SiC/EPDM	P6000050	P6000050	P6000050	P6000050
3-20-C	MR3 Mechanical Seal	2	C/SiC/EPDM	P6000030	P6000030	P6000030	P6000030
3-21-C	Drive Ring (Includes Set Screws)	2	304 SS	P6019652	P6019652	P6019652	P6019652
<b>Cartridge Seal – Optional Construction</b>							
3-00-F	Shaft	1	5140 Steel	P6019810	P6019810	P6019810	P6019810
3-01-F	Coupling Key (Pump End)	1	Steel	P6019830	P6019830	P6019830	P6019830
3-02-F	Impeller Key(s)	-	Steel	P6015376	P6015376	P6015376	P6015376
3-03-F	Shaft Sleeve	2	304 SS	P6019740	P6019740	P6019740	P6019740
3-04-F	Impeller Hub Sleeve	2	304 SS	P6014923	P6014923	P6014923	P6014923
3-05-F	Sleeve Nut	2	304 SS	P6014946	P6014946	P6014946	P6014946
3-06-F	O-ring (Shaft Sleeve)	2	FKM	P6015383	P6015383	P6015383	P6015383
3-07-F	Gasket (Imp. Hub Sleeve)	2	PTFE	P6015419	P6015419	P6015419	P6015419
3-08-F	Tab Washer (Sleeve Nut)	2	304 SS	P6014938	P6014938	P6014938	P6014938
3-09-F	Heterotype Key (Sleeve Nut)	2	304 SS	P6015375	P6015375	P6015375	P6015375
3-10-F	Stuffing Box	2	Cast Iron	P6019668	P6019668	P6019668	P6019668
3-11-F	Pin (Stuffing Box)	2	Stainless Steel	P6010071	P6010071	P6010071	P6010071
3-12-F	O-Ring (Stuffing Box)	4	FKM	P6010983	P6010983	P6010983	P6010983
3-16-F	Bolt (Cartridge Seal)	8	Steel	P6018079	P6018079	P6018079	P6018079
3-17-F	Washer (Cartridge Seal)	8	Steel	P6010025	P6010025	P6010025	P6010025
3-18-F	Shaft Guard	2	304 SS	P6019873	P6019873	P6019873	P6019873
3-19-F	Bolt (Shaft Guard)	4	Steel	P6019053	P6019053	P6019053	P6019053
3-20-F	MR8 Cartridge Seal	2	C/SiC/EPDM	P6000248	P6000248	P6000248	P6000248
<b>Packing – Optional Construction</b>							
3-00-P	Shaft	1	5140 Steel	P6014851	P6014851	P6014851	P6014851
3-01-P	Coupling Key (Pump End)	1	Steel	P6019830	P6019830	P6019830	P6019830
3-02-P	Impeller Key(s)	-	Steel	P6015376	P6015376	P6015376	P6015376
3-03-P	Shaft Sleeve	2	304 SS	P6014899	P6014899	P6014899	P6014899
3-04-P	Impeller Hub Sleeve	2	304 SS	P6014923	P6014923	P6014923	P6014923
3-05-P	Sleeve Nut	2	304 SS	P6014946	P6014946	P6014946	P6014946
3-06-P	O-ring (Shaft Sleeve)	2	FKM	P6015383	P6015383	P6015383	P6015383
3-07-P	Gasket (Imp. Hub Sleeve)	2	PTFE	P6015419	P6015419	P6015419	P6015419
3-08-P	Tab Washer (Sleeve Nut)	2	304 SS	P6014938	P6014938	P6014938	P6014938
3-09-P	Heterotype Key (Sleeve Nut)	2	304 SS	P6015375	P6015375	P6015375	P6015375
3-10-P	Stuffing Box	2	Cast Iron	P6015294	P6015294	P6015294	P6015294
3-11-P	Pin (Stuffing Box)	2	Stainless Steel	P6010071	P6010071	P6010071	P6010071
3-12-P	O-Ring (Stuffing Box)	4	FKM	P6010983	P6010983	P6010983	P6010983
3-14-P	Half Packing Gland	4	Cast Iron	P6015367	P6015367	P6015367	P6015367
3-16-P	Stud (Packing Gland)	4	Stainless Steel	P6015406	P6015406	P6015406	P6015406
3-17-P	Nut (Packing Gland)	4	Stainless Steel	P6015408	P6015408	P6015408	P6015408
3-18-P	Shaft Guard	2	304 SS	P6018034	P6018034	P6018034	P6018034
3-19-P	Bolt (Shaft Guard)	4	Steel	P6019053	P6019053	P6019053	P6019053
3-20-P	Packing Ring	-	608D PTFE Graphite	P6016549	P6016549	P6016549	P6016549
3-21-P	Lantern Ring	2	PTFE	P6016560	P6016560	P6016560	P6016560

▼MR4 is standard unless listed as not available or if pump working pressure exceeds 175 psi. MR3 is standard for working pressures above 175 psi.

►Drive ring only required for MR4 mechanical seals.



**Wet Shaft Design (Seal on Shaft) – Optional Construction**

<b>Mechanical Seal – Optional Construction</b>		<b>Qty.</b>	<b>Standard Material</b>	<b>4x5x6.5</b>	<b>4x5x6</b>	<b>4x6x10</b>	<b>4x6x9.5</b>
3-00-D	Shaft	1	420 SS	P6014854	P6014854	P6014854	P6014854
3-01-D	Coupling Key (Pump End)	1	Steel	P6019830	P6019830	P6019830	P6019830
3-02-D	Impeller Key(s)	-	Steel	P6010986	P6010986	P6010986	P6010986
3-10-D	Stuffing Box	2	Cast Iron	P6015294	P6015294	P6015294	P6015294
3-11-D	Pin (Stuffing Box)	2	Stainless Steel	P6010071	P6010071	P6010071	P6010071
3-12-D	O-Ring (Stuffing Box)	4	FKM	P6010983	P6010983	P6010983	P6010983
3-13-D	Plug (Stuffing Box)	2	Steel	P6010071	P6010071	P6010071	P6010071
3-14-D	Seal Gland	2	Steel	P6015343	P6015343	P6015343	P6015343
3-15-D	O-Ring (Seal Gland)	2	FKM	P6015385	P6015385	P6015385	P6015385
3-16-D	Bolt (Seal Gland)	8	Steel	P6015400	P6015400	P6015400	P6015400
3-17-D	Washer (Seal Gland)	8	Steel	P6010025	P6010025	P6010025	P6010025
3-18-D	Shaft Guard	2	304 SS	P6015414	P6015414	P6015414	P6015414
3-19-D	Bolt (Shaft Guard)	4	Steel	P6019053	P6019053	P6019053	P6019053
3-20-D	MR4 Mechanical Seal <sup>▼</sup>	2	C/SiC/EPDM	P6000048	P6000048	P6000048	P6000048
3-20-D	MR3 Mechanical Seal <sup>▼</sup>	2	C/SiC/EPDM	P6000028	P6000028	P6000028	P6000028
3-21-D	Drive Ring	1	304 SS	P6000088	P6000088	P6000088	P6000088
3-22-D	Snap Ring (Impeller)	1	304 SS	P6010985	P6010985	P6010985	P6010985
<b>Cartridge Seal – Optional Construction</b>							
3-00-G	Shaft	1	420 SS	P6014854	P6014854	P6014854	P6014854
3-01-G	Coupling Key (Pump End)	1	Steel	P6019830	P6019830	P6019830	P6019830
3-02-G	Impeller Key(s)	-	Steel	P6010986	P6010986	P6010986	P6010986
3-10-G	Stuffing Box	2	Cast Iron	P6015294	P6015294	P6015294	P6015294
3-11-G	Pin (Stuffing Box)	2	Stainless Steel	P6010071	P6010071	P6010071	P6010071
3-12-G	O-Ring (Stuffing Box)	4	FKM	P6010983	P6010983	P6010983	P6010983
3-13-G	Plug (Stuffing Box)	2	Steel	P6010071	P6010071	P6010071	P6010071
3-16-G	Bolt (Cartridge Seal)	8	Steel	P6015401	P6015401	P6015401	P6015401
3-17-G	Washer (Cartridge Seal)	8	Steel	P6010025	P6010025	P6010025	P6010025
3-18-G	Shaft Guard	2	304 SS	P6015414	P6015414	P6015414	P6015414
3-19-G	Bolt (Shaft Guard)	4	Steel	P6019053	P6019053	P6019053	P6019053
3-20-G	MR6 Cartridge Seal	2	C/SiC/EDPM	P6000068	P6000068	P6000068	P6000068
3-22-G	Snap Ring (Impeller)	1	304 SS	P6010985	P6010985	P6010985	P6010985

▼MR4 is standard unless listed as not available or if pump working pressure exceeds 175 psi. MR3 is standard for working pressures above 175 psi.

## e-XC Single Stage, Double Suction Centrifugal Pumps

4x6x13	4x6x14.5	No.	13	14	15	16
		e-XC Pump Model	<b>4x6x13</b>	<b>4x6x12</b>	<b>4x6x14.5</b>	<b>4x6x13.5</b>
4x6x12	4x6x13.5	Shaft Group	45	45	45	45
		Pump Code	100325	100310	100365	100350

### Common Parts – Standard Construction

Cat No.	Description	Qty.	Standard Material	Part Numbers			
1-00	Casing Asm. (Std. Drilling) <sup>▲</sup>	1	Cast Iron (Class 30)	P6011033	P6011033	P6015764	P6015764
1-00	Casing Asm. (Std. Drilling) <sup>▲</sup>	1	Ductile Iron (65-45-12)	P6011034	P6011034	P6015765	P6015765
1-01	Bite-Type Fitting	2	304 SS	P6010421	P6010421	P6010421	P6010421
1-02	Ball Valve	2	304 SS	P6010675	P6010675	P6010675	P6010675
1-03	Four Arm Tube	1	304 SS	P6015607	P6015607	P6015607	P6015607
1-04	Plug (Upper Casing)	1	Steel	P6010069	P6010069	P6010069	P6010069
1-05	Flush Pipe	-	304 SS	P6017962	P6017962	P6017962	P6017962
1-06	Casing Bolt (Large)	4	Steel	P6010257	P6010257	P6010257	P6010257
1-07	Washer (Large)	4	Steel	P6010026	P6010026	P6010026	P6010026
1-08	Casing Bolt (Small)	-	Steel	P6010017	P6010017	P6010017	P6010017
1-09	Washer (Small)	-	Steel	P6010026	P6010026	P6010026	P6010026
1-10	Tapered Pin	2	Steel	P6010030	P6010030	P6010030	P6010030
1-11	Nut (Tapered Pin)	2	Steel	P6010012	P6010012	P6010012	P6010012
1-12	Suction Gasket	1	Aramid Fiber	P6010264	P6010264	P6015752	P6015752
1-13	Discharge Gasket	1	Aramid Fiber	P6011005	P6011005	P6015753	P6015753
1-14	Plug (Lower Casing)	10	Steel	P6010069	P6010069	P6010069	P6010069
1-15	Jacking Screw	2	Steel	P6010002	P6010002	P6010002	P6010002
2-00	Bearing Housing	2	Cast Iron	P6015548	P6015548	P6015548	P6015548
2-01	Bolt (Brg. Hsg.)	8	Steel	P6010007	P6010007	P6010007	P6010007
2-02	Washer (Brg. Hsg.)	8	Steel	P6010025	P6010025	P6010025	P6010025
2-03	Jacking Screw (Brg. Hsg.)	4	Steel	P6010265	P6010265	P6010265	P6010265
2-04	Eyebolt (Brg. Hsg.)	4	Steel	P6015404	P6015404	P6015404	P6015404
2-05	Drain Plug (Brg. Hsg.)	2	Steel	P6010071	P6010071	P6010071	P6010071
2-06	Side Plug (Large - Brg. Hsg.)	4	Steel	P6010069	P6010069	P6010069	P6010069
2-07	Side Plug (Small - Brg. Hsg.)	4	Steel	P6010066	P6010066	P6010066	P6010066
2-08	Grease Cup (Brg. Hsg.)	2	H62 Brass	P6010235	P6010235	P6010235	P6010235
2-09	Breather Vent (Brg. Hsg.)	2	Steel	P6015418	P6015418	P6015418	P6015418
2-10	Vibration Sensor Plug (Brg. Hsg.)	6	Steel	P6010067	P6010067	P6010067	P6010067
2-11	Temp. Sensor Plug (Brg. Hsg.)	4	Steel	P6010066	P6010066	P6010066	P6010066
2-12	Bearing Gland (Outboard)	1	Steel Plate	P6015552	P6015552	P6015552	P6015552
2-13	Bearing Gland (Outboard-Inner)	1	Cast Iron	P6015549	P6015549	P6015549	P6015549
2-14	Bearing Gland (Inboard-Inner)	1	Steel Plate	P6015550	P6015550	P6015550	P6015550
2-15	Bearing Gland (Inboard)	1	Steel Plate	P6015551	P6015551	P6015551	P6015551
2-16	Gasket (Bearing Gland)	4	Aramid Fiber	P6010253	P6010253	P6010253	P6010253
2-17	Bolt (Brg. Gland)	16	Steel	P6010240	P6010240	P6010240	P6010240
2-18	Washer (Brg. Gland)	16	Steel	P6010239	P6010239	P6010239	P6010239
2-19	Labyrinth Seal (Inner)	2	Cast Iron	P6015553	P6015553	P6015553	P6015553
2-20	Labyrinth Seal (Inboard)	1	Cast Iron	P6015554	P6015554	P6015554	P6015554
2-21	Set Screw (Lab. Seal)	15	Stainless Steel	P6010006	P6010006	P6010006	P6010006
2-22	O-ring (Lab. Seal Inner)	2	FKM	P6015750	P6015750	P6015750	P6015750
2-23	O-Ring (Lab. Seal Inboard)	1	FKM	P6015751	P6015751	P6015751	P6015751
2-24	Bearing	2	Steel	P6010252	P6010252	P6010252	P6010252
2-25	Shoulder Ring (Outb. Brg.)	1	Steel	P6010241	P6010241	P6010241	P6010241
2-26	Tab Washer (Outb. Brg.)	1	Steel	P6010238	P6010238	P6010238	P6010238
2-27	Locknut (Outb. Brg.)	1	Steel	P6010237	P6010237	P6010237	P6010237

### Std. Impeller Assembly

4-00	Impeller & Imp. WR Asm.	1	304 SS	P6010325	P6010801	P6016072	P6016081
4-01	Impeller (Machined For WR)	1	304 SS	P6010321	P6010324	P6015741	P6015744
4-02	Wear Ring (Impeller)	2	304 SS	P6010375	P6010375	P6010375	P6010375
4-03	Set Screw (Imp. WR)	6	Stainless Steel	P6010006	P6010006	P6010006	P6010006
4-04	Wear Ring (Casing)	2	C90300 Bronze	P6010370	P6010370	P6010370	P6010370
4-05	O-Ring (CWR)	4	FKM	P6019571	P6019571	P6019571	P6019571
4-06	Pin (CWR)	4	Stainless Steel	P6019596	P6019596	P6019596	P6019596

▲ Cast iron casing with ANSI 125# drilling is standard for working pressures below 175 psi unless listed as not available.

◄ Ductile iron casing with ANSI 250# drilling is standard for working pressures above 175 psi.

**Dry Shaft Design (Seal on Sleeve) – Standard Construction**

<b>Mechanical Seal – Standard Construction</b>		<b>Qty.</b>	<b>Standard Material</b>	<b>4x6x13</b>	<b>4x6x12</b>	<b>4x6x14.5</b>	<b>4x6x13.5</b>
3-00-C	Shaft	1	5140 Steel	P6019813	P6019813	P6019813	P6019813
3-01-C	Coupling Key (Pump End)	1	Steel	P6019834	P6019834	P6019834	P6019834
3-02-C	Impeller Key(s)	-	Steel	P6010250	P6010250	P6010250	P6010250
3-03-C	Shaft Sleeve	2	304 SS	P6019806	P6019806	P6019806	P6019806
3-04-C	Impeller Hub Sleeve	2	304 SS	P6015723	P6015723	P6015723	P6015723
3-05-C	Sleeve Nut	2	304 SS	P6014949	P6014949	P6014949	P6014949
3-06-C	O-ring (Shaft Sleeve)	2	FKM	P6015767	P6015767	P6015767	P6015767
3-07-C	Gasket (Imp. Hub Sleeve)	2	PTFE	P6015747	P6015747	P6015747	P6015747
3-08-C	Tab Washer (Sleeve Nut)	2	304 SS	P6014939	P6014939	P6014939	P6014939
3-09-C	Heterotype Key (Sleeve Nut)	2	304 SS	P6015375	P6015375	P6015375	P6015375
3-10-C	Stuffing Box	2	Cast Iron	P6019638	P6019638	P6019638	P6019638
3-11-C	Pin (Stuffing Box)	2	Stainless Steel	P6019596	P6019596	P6019596	P6019596
3-12-C	O-Ring (Stuffing Box)	4	FKM	P6010243	P6010243	P6010243	P6010243
3-13-C	Plug (Stuffing Box)	2	Steel	P6010071	P6010071	P6010071	P6010071
3-14-C	Seal Gland	2	Steel	P6019672	P6019672	P6019672	P6019672
3-15-C	O-Ring (Seal Gland)	2	FKM	P6015748	P6015748	P6015748	P6015748
3-16-C	Bolt (Seal Gland)	8	Steel	P6015400	P6015400	P6015400	P6015400
3-17-C	Washer (Seal Gland)	8	Steel	P6010025	P6010025	P6010025	P6010025
3-18-C	Shaft Guard	2	304 SS	P6015749	P6015749	P6015749	P6015749
3-19-C	Bolt (Shaft Guard)	4	Steel	P6019053	P6019053	P6019053	P6019053
3-20-C	MR4 Mechanical Seal	2	C/SiC/EPDM	P6000194	P6000194	P6000194	P6000194
3-20-C	MR3 Mechanical Seal	2	C/SiC/EPDM	P6000182	P6000182	P6000182	P6000182
3-21-C	Drive Ring (Includes Set Screws)	2	304 SS	P6019653	P6019653	P6019653	P6019653
<b>Cartridge Seal – Optional Construction</b>							
3-00-F	Shaft	1	5140 Steel	P6019813	P6019813	P6019813	P6019813
3-01-F	Coupling Key (Pump End)	1	Steel	P6019834	P6019834	P6019834	P6019834
3-02-F	Impeller Key(s)	-	Steel	P6010250	P6010250	P6010250	P6010250
3-03-F	Shaft Sleeve	2	304 SS	P6019806	P6019806	P6019806	P6019806
3-04-F	Impeller Hub Sleeve	2	304 SS	P6015723	P6015723	P6015723	P6015723
3-05-F	Sleeve Nut	2	304 SS	P6014949	P6014949	P6014949	P6014949
3-06-F	O-ring (Shaft Sleeve)	2	FKM	P6015767	P6015767	P6015767	P6015767
3-07-F	Gasket (Imp. Hub Sleeve)	2	PTFE	P6015747	P6015747	P6015747	P6015747
3-08-F	Tab Washer (Sleeve Nut)	2	304 SS	P6014939	P6014939	P6014939	P6014939
3-09-F	Heterotype Key (Sleeve Nut)	2	304 SS	P6015375	P6015375	P6015375	P6015375
3-10-F	Stuffing Box	2	Cast Iron	P6019644	P6019644	P6019644	P6019644
3-11-F	Pin (Stuffing Box)	2	Stainless Steel	P6010071	P6010071	P6010071	P6010071
3-12-F	O-Ring (Stuffing Box)	4	FKM	P6010243	P6010243	P6010243	P6010243
3-16-F	Bolt (Cartridge Seal)	8	Steel	P6018079	P6018079	P6018079	P6018079
3-17-F	Washer (Cartridge Seal)	8	Steel	P6010025	P6010025	P6010025	P6010025
3-18-F	Shaft Guard	2	304 SS	P6019876	P6019876	P6019876	P6019876
3-19-F	Bolt (Shaft Guard)	4	Steel	P6019053	P6019053	P6019053	P6019053
3-20-F	MR8 Cartridge Seal	2	C/SiC/EPDM	P6000249	P6000249	P6000249	P6000249
<b>Packing – Optional Construction</b>							
3-00-P	Shaft	1	5140 Steel	P6015650	P6015650	P6015650	P6015650
3-01-P	Coupling Key (Pump End)	1	Steel	P6019834	P6019834	P6019834	P6019834
3-02-P	Impeller Key(s)	-	Steel	P6010250	P6010250	P6010250	P6010250
3-03-P	Shaft Sleeve	2	304 SS	P6014902	P6014902	P6014902	P6014902
3-04-P	Impeller Hub Sleeve	2	304 SS	P6015723	P6015723	P6015723	P6015723
3-05-P	Sleeve Nut	2	304 SS	P6014949	P6014949	P6014949	P6014949
3-06-P	O-ring (Shaft Sleeve)	2	FKM	P6015767	P6015767	P6015767	P6015767
3-07-P	Gasket (Imp. Hub Sleeve)	2	PTFE	P6015747	P6015747	P6015747	P6015747
3-08-P	Tab Washer (Sleeve Nut)	2	304 SS	P6014939	P6014939	P6014939	P6014939
3-09-P	Heterotype Key (Sleeve Nut)	2	304 SS	P6015375	P6015375	P6015375	P6015375
3-10-P	Stuffing Box	2	Cast Iron	P6015302	P6015302	P6015302	P6015302
3-11-P	Pin (Stuffing Box)	2	Stainless Steel	P6010071	P6010071	P6010071	P6010071
3-12-P	O-Ring (Stuffing Box)	4	FKM	P6010243	P6010243	P6010243	P6010243
3-14-P	Half Packing Gland	4	Cast Iron	P6015368	P6015368	P6015368	P6015368
3-16-P	Stud (Packing Gland)	4	Stainless Steel	P6015406	P6015406	P6015406	P6015406
3-17-P	Nut (Packing Gland)	4	Stainless Steel	P6015408	P6015408	P6015408	P6015408
3-18-P	Shaft Guard	2	304 SS	P6018035	P6018035	P6018035	P6018035
3-19-P	Bolt (Shaft Guard)	4	Steel	P6019053	P6019053	P6019053	P6019053
3-20-P	Packing Ring	-	608D PTFE Graphite	P6016550	P6016550	P6016550	P6016550
3-21-P	Lantern Ring	2	PTFE	P6016561	P6016561	P6016561	P6016561

▼MR4 is standard unless listed as not available or if pump working pressure exceeds 175 psi. MR3 is standard for working pressures above 175 psi.

►Drive ring only required for MR4 mechanical seals.

**Wet Shaft Design (Seal on Shaft) – Optional Construction**

<b>Mechanical Seal – Optional Construction</b>		<b>Qty.</b>	<b>Standard Material</b>	<b>4x6x13</b>	<b>4x6x12</b>	<b>4x6x14.5</b>	<b>4x6x13.5</b>
3-00-D	Shaft	1	420 SS	P6015652	P6015652	P6015652	P6015652
3-01-D	Coupling Key (Pump End)	1	Steel	P6019834	P6019834	P6019834	P6019834
3-02-D	Impeller Key(s)	-	Steel	P6010248	P6010248	P6010248	P6010248
3-10-D	Stuffing Box	2	Cast Iron	P6015302	P6015302	P6015302	P6015302
3-11-D	Pin (Stuffing Box)	2	Stainless Steel	P6010071	P6010071	P6010071	P6010071
3-12-D	O-Ring (Stuffing Box)	4	FKM	P6010243	P6010243	P6010243	P6010243
3-13-D	Plug (Stuffing Box)	2	Steel	P6010071	P6010071	P6010071	P6010071
3-14-D	Seal Gland	2	Steel	P6015344	P6015344	P6015344	P6015344
3-15-D	O-Ring (Seal Gland)	2	FKM	P6015748	P6015748	P6015748	P6015748
3-16-D	Bolt (Seal Gland)	8	Steel	P6015400	P6015400	P6015400	P6015400
3-17-D	Washer (Seal Gland)	8	Steel	P6010025	P6010025	P6010025	P6010025
3-18-D	Shaft Guard	2	304 SS	P6015749	P6015749	P6015749	P6015749
3-19-D	Bolt (Shaft Guard)	4	Steel	P6019053	P6019053	P6019053	P6019053
3-20-D	MR4 Mechanical Seal <sup>▼</sup>	2	C/SiC/EPDM	P6000049	P6000049	P6000049	P6000049
3-20-D	MR3 Mechanical Seal <sup>▼</sup>	2	C/SiC/EPDM	P6000029	P6000029	P6000029	P6000029
3-21-D	Drive Ring	1	304 SS	P6000089	P6000089	P6000089	P6000089
3-22-D	Snap Ring (Impeller)	1	304 SS	P6010245	P6010245	P6010245	P6010245
<b>Cartridge Seal – Optional Construction</b>							
3-00-G	Shaft	1	420 SS	P6015652	P6015652	P6015652	P6015652
3-01-G	Coupling Key (Pump End)	1	Steel	P6019834	P6019834	P6019834	P6019834
3-02-G	Impeller Key(s)	-	Steel	P6010248	P6010248	P6010248	P6010248
3-10-G	Stuffing Box	2	Cast Iron	P6015302	P6015302	P6015302	P6015302
3-11-G	Pin (Stuffing Box)	2	Stainless Steel	P6010071	P6010071	P6010071	P6010071
3-12-G	O-Ring (Stuffing Box)	4	FKM	P6010243	P6010243	P6010243	P6010243
3-13-G	Plug (Stuffing Box)	2	Steel	P6010071	P6010071	P6010071	P6010071
3-16-G	Bolt (Cartridge Seal)	8	Steel	P6015401	P6015401	P6015401	P6015401
3-17-G	Washer (Cartridge Seal)	8	Steel	P6010025	P6010025	P6010025	P6010025
3-18-G	Shaft Guard	2	304 SS	P6015749	P6015749	P6015749	P6015749
3-19-G	Bolt (Shaft Guard)	4	Steel	P6019053	P6019053	P6019053	P6019053
3-20-G	MR6 Cartridge Seal	2	C/SiC/EDPM	P6000069	P6000069	P6000069	P6000069
3-22-G	Snap Ring (Impeller)	1	304 SS	P6010245	P6010245	P6010245	P6010245

▼MR4 is standard unless listed as not available or if pump working pressure exceeds 175 psi. MR3 is standard for working pressures above 175 psi.

## e-XC Single Stage, Double Suction Centrifugal Pumps

<b>4x6x16</b>	<b>5x6x7.5</b>	No.	17	18	19	20
		e-XC Pump Model	<b>4x6x16</b>	<b>4x6x15.5</b>	<b>5x6x7.5</b>	<b>5x6x7</b>
<b>4x6x15.5</b>	<b>5x6x7</b>	Shaft Group	35	35	35	35
		Pump Code	100410	100390	125195	125185

### Common Parts – Standard Construction

Cat No.	Description	Qty.	Standard Material	Part Numbers			
1-00	Casing Asm. (Std. Drilling)▲	1	Cast Iron (Class 30)	P6013452	P6013452	P6015714	P6015714
1-00	Casing Asm. (Std. Drilling)▲	1	Ductile Iron (65-45-12)	P6013453	P6013453	P6015715	P6015715
1-01	Bite-Type Fitting	2	304 SS	P6010421	P6010421	P6010421	P6010421
1-02	Ball Valve	2	304 SS	P6010675	P6010675	P6010675	P6010675
1-03	Four Arm Tube	1	304 SS	P6015607	P6015607	P6015607	P6015607
1-04	Plug (Upper Casing)	1	Steel	P6010069	P6010069	P6010069	P6010069
1-05	Flush Pipe	-	304 SS	P6017962	P6017962	P6017962	P6017962
1-06	Casing Bolt (Large)	4	Steel	P6010257	P6010257	P6010994	P6010994
1-07	Washer (Large)	4	Steel	P6010026	P6010026	P6010259	P6010259
1-08	Casing Bolt (Small)	-	Steel	P6010017	P6010017	P6010995	P6010995
1-09	Washer (Small)	-	Steel	P6010026	P6010026	P6010259	P6010259
1-10	Tapered Pin	2	Steel	P6010030	P6010030	P6010082	P6010082
1-11	Nut (Tapered Pin)	2	Steel	P6010012	P6010012	P6010012	P6010012
1-12	Suction Gasket	1	Aramid Fiber	P6013136	P6013136	P6015702	P6015702
1-13	Discharge Gasket	1	Aramid Fiber	P6013137	P6013137	P6015703	P6015703
1-14	Plug (Lower Casing)	10	Steel	P6010069	P6010069	P6010069	P6010069
1-15	Jacking Screw	2	Steel	P6010002	P6010002	P6010002	P6010002
2-00	Bearing Housing	2	Cast Iron	P6014971	P6014971	P6014971	P6014971
2-01	Bolt (Brg. Hsg.)	8	Steel	P6010007	P6010007	P6010007	P6010007
2-02	Washer (Brg. Hsg.)	8	Steel	P6010025	P6010025	P6010025	P6010025
2-03	Jacking Screw (Brg. Hsg.)	4	Steel	P6010265	P6010265	P6010265	P6010265
2-04	Eyebolt (Brg. Hsg.)	4	Steel	P6015404	P6015404	P6015404	P6015404
2-05	Drain Plug (Brg. Hsg.)	2	Steel	P6010071	P6010071	P6010071	P6010071
2-06	Side Plug (Large - Brg. Hsg.)	4	Steel	P6010069	P6010069	P6010069	P6010069
2-07	Side Plug (Small - Brg. Hsg.)	4	Steel	P6010066	P6010066	P6010066	P6010066
2-08	Grease Cup (Brg. Hsg.)	2	H62 Brass	P6010235	P6010235	P6010235	P6010235
2-09	Breather Vent (Brg. Hsg.)	2	Steel	P6015418	P6015418	P6015418	P6015418
2-10	Vibration Sensor Plug (Brg. Hsg.)	6	Steel	P6010067	P6010067	P6010067	P6010067
2-11	Temp. Sensor Plug (Brg. Hsg.)	4	Steel	P6010066	P6010066	P6010066	P6010066
2-12	Bearing Gland (Outboard)	1	Steel Plate	P6015254	P6015254	P6015254	P6015254
2-13	Bearing Gland (Outboard-Inner)	1	Cast Iron	P6015251	P6015251	P6015251	P6015251
2-14	Bearing Gland (Inboard-Inner)	1	Steel Plate	P6015252	P6015252	P6015252	P6015252
2-15	Bearing Gland (Inboard)	1	Steel Plate	P6015253	P6015253	P6015253	P6015253
2-16	Gasket (Bearing Gland)	4	Aramid Fiber	P6010990	P6010990	P6010990	P6010990
2-17	Bolt (Brg. Gland)	16	Steel	P6010240	P6010240	P6010240	P6010240
2-18	Washer (Brg. Gland)	16	Steel	P6010239	P6010239	P6010239	P6010239
2-19	Labyrinth Seal (Inner)	2	Cast Iron	P6015255	P6015255	P6015255	P6015255
2-20	Labyrinth Seal (Inboard)	1	Cast Iron	P6015256	P6015256	P6015256	P6015256
2-21	Set Screw (Lab. Seal)	15	Stainless Steel	P6010006	P6010006	P6010006	P6010006
2-22	O-ring (Lab. Seal Inner)	2	FKM	P6015387	P6015387	P6015387	P6015387
2-23	O-Ring (Lab. Seal Inboard)	1	FKM	P6015388	P6015388	P6015388	P6015388
2-24	Bearing	2	Steel	P6010989	P6010989	P6010989	P6010989
2-25	Shoulder Ring (Outb. Brg.)	1	Steel	P6010982	P6010982	P6010982	P6010982
2-26	Tab Washer (Outb. Brg.)	1	Steel	P6010981	P6010981	P6010981	P6010981
2-27	Locknut (Outb. Brg.)	1	Steel	P6010980	P6010980	P6010980	P6010980

### Std. Impeller Assembly

4-00	Impeller & Imp. WR Asm.	1	304 SS	P6013190	P6013199	P6016036	P6016045
4-01	Impeller (Machined For WR)	1	304 SS	P6013030	P6013039	P6015696	P6015699
4-02	Wear Ring (Impeller)	2	304 SS	P6010978	P6010978	P6010375	P6010375
4-03	Set Screw (Imp. WR)	6	Stainless Steel	P6010006	P6010006	P6010006	P6010006
4-04	Wear Ring (Casing)	2	C90300 Bronze	P6010975	P6010975	P6010370	P6010370
4-05	O-Ring (CWR)	4	FKM	P6019572	P6019572	P6019571	P6019571
4-06	Pin (CWR)	4	Stainless Steel	P6019596	P6019596	P6019596	P6019596

▲ Cast iron casing with ANSI 125# drilling is standard for working pressures below 175 psi unless listed as not available.

◀ Ductile iron casing with ANSI 250# drilling is standard for working pressures above 175 psi.

**Dry Shaft Design (Seal on Sleeve) – Standard Construction**

<b>Mechanical Seal – Standard Construction</b>		<b>Qty.</b>	<b>Standard Material</b>	<b>4x6x16</b>	<b>4x6x15.5</b>	<b>5x6x7.5</b>	<b>5x6x7</b>
3-00-C	Shaft	1	5140 Steel	P6019810	P6019810	P6019810	P6019810
3-01-C	Coupling Key (Pump End)	1	Steel	P6019830	P6019830	P6019830	P6019830
3-02-C	Impeller Key(s)	-	Steel	P6015376	P6015376	P6015376	P6015376
3-03-C	Shaft Sleeve	2	304 SS	P6019740	P6019740	P6019740	P6019740
3-04-C	Impeller Hub Sleeve	2	304 SS	P6014923	P6014923	P6014923	P6014923
3-05-C	Sleeve Nut	2	304 SS	P6014946	P6014946	P6014946	P6014946
3-06-C	O-ring (Shaft Sleeve)	2	FKM	P6015383	P6015383	P6015383	P6015383
3-07-C	Gasket (Imp. Hub Sleeve)	2	PTFE	P6015419	P6015419	P6015419	P6015419
3-08-C	Tab Washer (Sleeve Nut)	2	304 SS	P6014938	P6014938	P6014938	P6014938
3-09-C	Heterotype Key (Sleeve Nut)	2	304 SS	P6015375	P6015375	P6015375	P6015375
3-10-C	Stuffing Box	2	Cast Iron	P6019664	P6019664	P6019664	P6019664
3-11-C	Pin (Stuffing Box)	2	Stainless Steel	P6019596	P6019596	P6019596	P6019596
3-12-C	O-Ring (Stuffing Box)	4	FKM	P6010983	P6010983	P6010983	P6010983
3-13-C	Plug (Stuffing Box)	2	Steel	P6010071	P6010071	P6010071	P6010071
3-14-C	Seal Gland	2	Steel	P6019671	P6019671	P6019671	P6019671
3-15-C	O-Ring (Seal Gland)	2	FKM	P6015385	P6015385	P6015385	P6015385
3-16-C	Bolt (Seal Gland)	8	Steel	P6015400	P6015400	P6015400	P6015400
3-17-C	Washer (Seal Gland)	8	Steel	P6010025	P6010025	P6010025	P6010025
3-18-C	Shaft Guard	2	304 SS	P6015414	P6015414	P6015414	P6015414
3-19-C	Bolt (Shaft Guard)	4	Steel	P6019053	P6019053	P6019053	P6019053
3-20-C	MR4 Mechanical Seal	2	C/SiC/EPDM	P6000050	P6000050	P6000050	P6000050
3-20-C	MR3 Mechanical Seal	2	C/SiC/EPDM	P6000030	P6000030	P6000030	P6000030
3-21-C	Drive Ring (Includes Set Screws)	2	304 SS	P6019652	P6019652	P6019652	P6019652
<b>Cartridge Seal – Optional Construction</b>							
3-00-F	Shaft	1	5140 Steel	P6019810	P6019810	P6019810	P6019810
3-01-F	Coupling Key (Pump End)	1	Steel	P6019830	P6019830	P6019830	P6019830
3-02-F	Impeller Key(s)	-	Steel	P6015376	P6015376	P6015376	P6015376
3-03-F	Shaft Sleeve	2	304 SS	P6019740	P6019740	P6019740	P6019740
3-04-F	Impeller Hub Sleeve	2	304 SS	P6014923	P6014923	P6014923	P6014923
3-05-F	Sleeve Nut	2	304 SS	P6014946	P6014946	P6014946	P6014946
3-06-F	O-ring (Shaft Sleeve)	2	FKM	P6015383	P6015383	P6015383	P6015383
3-07-F	Gasket (Imp. Hub Sleeve)	2	PTFE	P6015419	P6015419	P6015419	P6015419
3-08-F	Tab Washer (Sleeve Nut)	2	304 SS	P6014938	P6014938	P6014938	P6014938
3-09-F	Heterotype Key (Sleeve Nut)	2	304 SS	P6015375	P6015375	P6015375	P6015375
3-10-F	Stuffing Box	2	Cast Iron	P6019668	P6019668	P6019668	P6019668
3-11-F	Pin (Stuffing Box)	2	Stainless Steel	P6010071	P6010071	P6010071	P6010071
3-12-F	O-Ring (Stuffing Box)	4	FKM	P6010983	P6010983	P6010983	P6010983
3-16-F	Bolt (Cartridge Seal)	8	Steel	P6018079	P6018079	P6018079	P6018079
3-17-F	Washer (Cartridge Seal)	8	Steel	P6010025	P6010025	P6010025	P6010025
3-18-F	Shaft Guard	2	304 SS	P6019873	P6019873	P6019873	P6019873
3-19-F	Bolt (Shaft Guard)	4	Steel	P6019053	P6019053	P6019053	P6019053
3-20-F	MR8 Cartridge Seal	2	C/SiC/EPDM	P6000248	P6000248	P6000248	P6000248
<b>Packing – Optional Construction</b>							
3-00-P	Shaft	1	5140 Steel	P6014851	P6014851	P6014851	P6014851
3-01-P	Coupling Key (Pump End)	1	Steel	P6019830	P6019830	P6019830	P6019830
3-02-P	Impeller Key(s)	-	Steel	P6015376	P6015376	P6015376	P6015376
3-03-P	Shaft Sleeve	2	304 SS	P6014899	P6014899	P6014899	P6014899
3-04-P	Impeller Hub Sleeve	2	304 SS	P6014923	P6014923	P6014923	P6014923
3-05-P	Sleeve Nut	2	304 SS	P6014946	P6014946	P6014946	P6014946
3-06-P	O-ring (Shaft Sleeve)	2	FKM	P6015383	P6015383	P6015383	P6015383
3-07-P	Gasket (Imp. Hub Sleeve)	2	PTFE	P6015419	P6015419	P6015419	P6015419
3-08-P	Tab Washer (Sleeve Nut)	2	304 SS	P6014938	P6014938	P6014938	P6014938
3-09-P	Heterotype Key (Sleeve Nut)	2	304 SS	P6015375	P6015375	P6015375	P6015375
3-10-P	Stuffing Box	2	Cast Iron	P6015294	P6015294	P6015294	P6015294
3-11-P	Pin (Stuffing Box)	2	Stainless Steel	P6010071	P6010071	P6010071	P6010071
3-12-P	O-Ring (Stuffing Box)	4	FKM	P6010983	P6010983	P6010983	P6010983
3-14-P	Half Packing Gland	4	Cast Iron	P6015367	P6015367	P6015367	P6015367
3-16-P	Stud (Packing Gland)	4	Stainless Steel	P6015406	P6015406	P6015406	P6015406
3-17-P	Nut (Packing Gland)	4	Stainless Steel	P6015408	P6015408	P6015408	P6015408
3-18-P	Shaft Guard	2	304 SS	P6018034	P6018034	P6018034	P6018034
3-19-P	Bolt (Shaft Guard)	4	Steel	P6019053	P6019053	P6019053	P6019053
3-20-P	Packing Ring	-	608D PTFE Graphite	P6016549	P6016549	P6016549	P6016549
3-21-P	Lantern Ring	2	PTFE	P6016560	P6016560	P6016560	P6016560

▼MR4 is standard unless listed as not available or if pump working pressure exceeds 175 psi. MR3 is standard for working pressures above 175 psi.

▶Drive ring only required for MR4 mechanical seals.

**Wet Shaft Design (Seal on Shaft) – Optional Construction**

<b>Mechanical Seal – Optional Construction</b>		<b>Qty.</b>	<b>Standard Material</b>	<b>4x6x16</b>	<b>4x6x15.5</b>	<b>5x6x7.5</b>	<b>5x6x7</b>
3-00-D	Shaft	1	420 SS	P6014854	P6014854	P6014854	P6014854
3-01-D	Coupling Key (Pump End)	1	Steel	P6019830	P6019830	P6019830	P6019830
3-02-D	Impeller Key(s)	-	Steel	P6010986	P6010986	P6010986	P6010986
3-10-D	Stuffing Box	2	Cast Iron	P6015294	P6015294	P6015294	P6015294
3-11-D	Pin (Stuffing Box)	2	Stainless Steel	P6010071	P6010071	P6010071	P6010071
3-12-D	O-Ring (Stuffing Box)	4	FKM	P6010983	P6010983	P6010983	P6010983
3-13-D	Plug (Stuffing Box)	2	Steel	P6010071	P6010071	P6010071	P6010071
3-14-D	Seal Gland	2	Steel	P6015343	P6015343	P6015343	P6015343
3-15-D	O-Ring (Seal Gland)	2	FKM	P6015385	P6015385	P6015385	P6015385
3-16-D	Bolt (Seal Gland)	8	Steel	P6015400	P6015400	P6015400	P6015400
3-17-D	Washer (Seal Gland)	8	Steel	P6010025	P6010025	P6010025	P6010025
3-18-D	Shaft Guard	2	304 SS	P6015414	P6015414	P6015414	P6015414
3-19-D	Bolt (Shaft Guard)	4	Steel	P6019053	P6019053	P6019053	P6019053
3-20-D	MR4 Mechanical Seal <sup>▼</sup>	2	C/SiC/EPDM	P6000048	P6000048	P6000048	P6000048
3-20-D	MR3 Mechanical Seal <sup>▼</sup>	2	C/SiC/EPDM	P6000028	P6000028	P6000028	P6000028
3-21-D	Drive Ring	1	304 SS	P6000088	P6000088	P6000088	P6000088
3-22-D	Snap Ring (Impeller)	1	304 SS	P6010985	P6010985	P6010985	P6010985
<b>Cartridge Seal – Optional Construction</b>							
3-00-G	Shaft	1	420 SS	P6014854	P6014854	P6014854	P6014854
3-01-G	Coupling Key (Pump End)	1	Steel	P6019830	P6019830	P6019830	P6019830
3-02-G	Impeller Key(s)	-	Steel	P6010986	P6010986	P6010986	P6010986
3-10-G	Stuffing Box	2	Cast Iron	P6015294	P6015294	P6015294	P6015294
3-11-G	Pin (Stuffing Box)	2	Stainless Steel	P6010071	P6010071	P6010071	P6010071
3-12-G	O-Ring (Stuffing Box)	4	FKM	P6010983	P6010983	P6010983	P6010983
3-13-G	Plug (Stuffing Box)	2	Steel	P6010071	P6010071	P6010071	P6010071
3-16-G	Bolt (Cartridge Seal)	8	Steel	P6015401	P6015401	P6015401	P6015401
3-17-G	Washer (Cartridge Seal)	8	Steel	P6010025	P6010025	P6010025	P6010025
3-18-G	Shaft Guard	2	304 SS	P6015414	P6015414	P6015414	P6015414
3-19-G	Bolt (Shaft Guard)	4	Steel	P6019053	P6019053	P6019053	P6019053
3-20-G	MR6 Cartridge Seal	2	C/SiC/EDPM	P6000068	P6000068	P6000068	P6000068
3-22-G	Snap Ring (Impeller)	1	304 SS	P6010985	P6010985	P6010985	P6010985

▼MR4 is standard unless listed as not available or if pump working pressure exceeds 175 psi. MR3 is standard for working pressures above 175 psi.

## e-XC Single Stage, Double Suction Centrifugal Pumps

5x6x9	5x8x9.5	No.	21	22	23	24
		e-XC Pump Model	<b>5x6x9</b>	<b>5x6x8.5</b>	<b>5x8x9.5</b>	<b>5x8x9</b>
5x6x8.5	5x8x9	Shaft Group	35	35	45	45
		Pump Code	125225	125215	125245	125235

### Common Parts – Standard Construction

Cat No.	Description	Qty.	Standard Material	Part Numbers			
1-00	Casing Asm. (Std. Drilling) ▲	1	Cast Iron (Class 30)	P6011057	P6011057	P6011037	P6011037
1-00	Casing Asm. (Std. Drilling) ▲	1	Ductile Iron (65-45-12)	P6011058	P6011058	P6011038	P6011038
1-01	Bite-Type Fitting	2	304 SS	P6010421	P6010421	P6010421	P6010421
1-02	Ball Valve	2	304 SS	P6010675	P6010675	P6010675	P6010675
1-03	Four Arm Tube	1	304 SS	P6015607	P6015607	P6015607	P6015607
1-04	Plug (Upper Casing)	1	Steel	P6010069	P6010069	P6010069	P6010069
1-05	Flush Pipe	-	304 SS	P6017962	P6017962	P6017962	P6017962
1-06	Casing Bolt (Large)	4	Steel	P6010994	P6010994	P6010994	P6010994
1-07	Washer (Large)	4	Steel	P6010259	P6010259	P6010259	P6010259
1-08	Casing Bolt (Small)	-	Steel	P6010995	P6010995	P6010995	P6010995
1-09	Washer (Small)	-	Steel	P6010259	P6010259	P6010259	P6010259
1-10	Tapered Pin	2	Steel	P6010082	P6010082	P6010082	P6010082
1-11	Nut (Tapered Pin)	2	Steel	P6010012	P6010012	P6010012	P6010012
1-12	Suction Gasket	1	Aramid Fiber	P6010996	P6010996	P6010261	P6010261
1-13	Discharge Gasket	1	Aramid Fiber	P6010997	P6010997	P6011006	P6011006
1-14	Plug (Lower Casing)	10	Steel	P6010069	P6010069	P6010069	P6010069
1-15	Jacking Screw	2	Steel	P6010002	P6010002	P6010002	P6010002
2-00	Bearing Housing	2	Cast Iron	P6014971	P6014971	P6015548	P6015548
2-01	Bolt (Brg. Hsg.)	8	Steel	P6010007	P6010007	P6010007	P6010007
2-02	Washer (Brg. Hsg.)	8	Steel	P6010025	P6010025	P6010025	P6010025
2-03	Jacking Screw (Brg. Hsg.)	4	Steel	P6010265	P6010265	P6010265	P6010265
2-04	Eyebolt (Brg. Hsg.)	4	Steel	P6015404	P6015404	P6015404	P6015404
2-05	Drain Plug (Brg. Hsg.)	2	Steel	P6010071	P6010071	P6010071	P6010071
2-06	Side Plug (Large - Brg. Hsg.)	4	Steel	P6010069	P6010069	P6010069	P6010069
2-07	Side Plug (Small - Brg. Hsg.)	4	Steel	P6010066	P6010066	P6010066	P6010066
2-08	Grease Cup (Brg. Hsg.)	2	H62 Brass	P6010235	P6010235	P6010235	P6010235
2-09	Breather Vent (Brg. Hsg.)	2	Steel	P6015418	P6015418	P6015418	P6015418
2-10	Vibration Sensor Plug (Brg. Hsg.)	6	Steel	P6010067	P6010067	P6010067	P6010067
2-11	Temp. Sensor Plug (Brg. Hsg.)	4	Steel	P6010066	P6010066	P6010066	P6010066
2-12	Bearing Gland (Outboard)	1	Steel Plate	P6015254	P6015254	P6015552	P6015552
2-13	Bearing Gland (Outboard-Inner)	1	Cast Iron	P6015251	P6015251	P6015549	P6015549
2-14	Bearing Gland (Inboard-Inner)	1	Steel Plate	P6015252	P6015252	P6015550	P6015550
2-15	Bearing Gland (Inboard)	1	Steel Plate	P6015253	P6015253	P6015551	P6015551
2-16	Gasket (Bearing Gland)	4	Aramid Fiber	P6010990	P6010990	P6010253	P6010253
2-17	Bolt (Brg. Gland)	16	Steel	P6010240	P6010240	P6010240	P6010240
2-18	Washer (Brg. Gland)	16	Steel	P6010239	P6010239	P6010239	P6010239
2-19	Labyrinth Seal (Inner)	2	Cast Iron	P6015255	P6015255	P6015553	P6015553
2-20	Labyrinth Seal (Inboard)	1	Cast Iron	P6015256	P6015256	P6015554	P6015554
2-21	Set Screw (Lab. Seal)	15	Stainless Steel	P6010006	P6010006	P6010006	P6010006
2-22	O-ring (Lab. Seal Inner)	2	FKM	P6015387	P6015387	P6015750	P6015750
2-23	O-Ring (Lab. Seal Inboard)	1	FKM	P6015388	P6015388	P6015751	P6015751
2-24	Bearing	2	Steel	P6010989	P6010989	P6010252	P6010252
2-25	Shoulder Ring (Outb. Brg.)	1	Steel	P6010982	P6010982	P6010241	P6010241
2-26	Tab Washer (Outb. Brg.)	1	Steel	P6010981	P6010981	P6010238	P6010238
2-27	Locknut (Outb. Brg.)	1	Steel	P6010980	P6010980	P6010237	P6010237

### Std. Impeller Assembly

4-00	Impeller & Imp. WR Asm.	1	304 SS	P6010961	P6010965	P6010332	P6010814
4-01	Impeller (Machined For WR)	1	304 SS	P6010953	P6010959	P6010328	P6010331
4-02	Wear Ring (Impeller)	2	304 SS	P6010978	P6010978	P6010376	P6010376
4-03	Set Screw (Imp. WR)	6	Stainless Steel	P6010006	P6010006	P6010006	P6010006
4-04	Wear Ring (Casing)	2	C90300 Bronze	P6010975	P6010975	P6010371	P6010371
4-05	O-Ring (CWR)	4	FKM	P6019572	P6019572	P6019573	P6019573
4-06	Pin (CWR)	4	Stainless Steel	P6019596	P6019596	P6019596	P6019596

▲ Cast iron casing with ANSI 125# drilling is standard for working pressures below 175 psi unless listed as not available.

◀ Ductile iron casing with ANSI 250# drilling is standard for working pressures above 175 psi.



**Dry Shaft Design (Seal on Sleeve) – Standard Construction**

<b>Mechanical Seal – Standard Construction</b>		<b>Qty.</b>	<b>Standard Material</b>	<b>5x6x9</b>	<b>5x6x8.5</b>	<b>5x8x9.5</b>	<b>5x8x9</b>
3-00-C	Shaft	1	5140 Steel	P6019810	P6019810	P6019814	P6019814
3-01-C	Coupling Key (Pump End)	1	Steel	P6019830	P6019830	P6019834	P6019834
3-02-C	Impeller Key(s)	-	Steel	P6015376	P6015376	P6010250	P6010250
3-03-C	Shaft Sleeve	2	304 SS	P6019740	P6019740	P6019806	P6019806
3-04-C	Impeller Hub Sleeve	2	304 SS	P6014923	P6014923	P6015949	P6015949
3-05-C	Sleeve Nut	2	304 SS	P6014946	P6014946	P6014949	P6014949
3-06-C	O-ring (Shaft Sleeve)	2	FKM	P6015383	P6015383	P6015767	P6015767
3-07-C	Gasket (Imp. Hub Sleeve)	2	PTFE	P6015419	P6015419	P6015747	P6015747
3-08-C	Tab Washer (Sleeve Nut)	2	304 SS	P6014938	P6014938	P6014939	P6014939
3-09-C	Heterotype Key (Sleeve Nut)	2	304 SS	P6015375	P6015375	P6015375	P6015375
3-10-C	Stuffing Box	2	Cast Iron	P6019664	P6019664	P6019636	P6019636
3-11-C	Pin (Stuffing Box)	2	Stainless Steel	P6019596	P6019596	P6019596	P6019596
3-12-C	O-Ring (Stuffing Box)	4	FKM	P6010983	P6010983	P6010243	P6010243
3-13-C	Plug (Stuffing Box)	2	Steel	P6010071	P6010071	P6010071	P6010071
3-14-C	Seal Gland	2	Steel	P6019671	P6019671	P6019672	P6019672
3-15-C	O-Ring (Seal Gland)	2	FKM	P6015385	P6015385	P6015748	P6015748
3-16-C	Bolt (Seal Gland)	8	Steel	P6015400	P6015400	P6015400	P6015400
3-17-C	Washer (Seal Gland)	8	Steel	P6010025	P6010025	P6010025	P6010025
3-18-C	Shaft Guard	2	304 SS	P6015414	P6015414	P6015749	P6015749
3-19-C	Bolt (Shaft Guard)	4	Steel	P6019053	P6019053	P6019053	P6019053
3-20-C	MR4 Mechanical Seal	2	C/SiC/EPDM	P6000050	P6000050	P6000194	P6000194
3-20-C	MR3 Mechanical Seal	2	C/SiC/EPDM	P6000030	P6000030	P6000182	P6000182
3-21-C	Drive Ring (Includes Set Screws)	2	304 SS	P6019652	P6019652	P6019653	P6019653
<b>Cartridge Seal – Optional Construction</b>							
3-00-F	Shaft	1	5140 Steel	P6019810	P6019810	P6019814	P6019814
3-01-F	Coupling Key (Pump End)	1	Steel	P6019830	P6019830	P6019834	P6019834
3-02-F	Impeller Key(s)	-	Steel	P6015376	P6015376	P6010250	P6010250
3-03-F	Shaft Sleeve	2	304 SS	P6019740	P6019740	P6019806	P6019806
3-04-F	Impeller Hub Sleeve	2	304 SS	P6014923	P6014923	P6015949	P6015949
3-05-F	Sleeve Nut	2	304 SS	P6014946	P6014946	P6014949	P6014949
3-06-F	O-ring (Shaft Sleeve)	2	FKM	P6015383	P6015383	P6015767	P6015767
3-07-F	Gasket (Imp. Hub Sleeve)	2	PTFE	P6015419	P6015419	P6015747	P6015747
3-08-F	Tab Washer (Sleeve Nut)	2	304 SS	P6014938	P6014938	P6014939	P6014939
3-09-F	Heterotype Key (Sleeve Nut)	2	304 SS	P6015375	P6015375	P6015375	P6015375
3-10-F	Stuffing Box	2	Cast Iron	P6019668	P6019668	P6019642	P6019642
3-11-F	Pin (Stuffing Box)	2	Stainless Steel	P6010071	P6010071	P6010071	P6010071
3-12-F	O-Ring (Stuffing Box)	4	FKM	P6010983	P6010983	P6010243	P6010243
3-16-F	Bolt (Cartridge Seal)	8	Steel	P6018079	P6018079	P6018079	P6018079
3-17-F	Washer (Cartridge Seal)	8	Steel	P6010025	P6010025	P6010025	P6010025
3-18-F	Shaft Guard	2	304 SS	P6019873	P6019873	P6019876	P6019876
3-19-F	Bolt (Shaft Guard)	4	Steel	P6019053	P6019053	P6019053	P6019053
3-20-F	MR8 Cartridge Seal	2	C/SiC/EPDM	P6000248	P6000248	P6000249	P6000249
<b>Packing – Optional Construction</b>							
3-00-P	Shaft	1	5140 Steel	P6014851	P6014851	P6015883	P6015883
3-01-P	Coupling Key (Pump End)	1	Steel	P6019830	P6019830	P6019834	P6019834
3-02-P	Impeller Key(s)	-	Steel	P6015376	P6015376	P6010250	P6010250
3-03-P	Shaft Sleeve	2	304 SS	P6014899	P6014899	P6014902	P6014902
3-04-P	Impeller Hub Sleeve	2	304 SS	P6014923	P6014923	P6015949	P6015949
3-05-P	Sleeve Nut	2	304 SS	P6014946	P6014946	P6014949	P6014949
3-06-P	O-ring (Shaft Sleeve)	2	FKM	P6015383	P6015383	P6015767	P6015767
3-07-P	Gasket (Imp. Hub Sleeve)	2	PTFE	P6015419	P6015419	P6015747	P6015747
3-08-P	Tab Washer (Sleeve Nut)	2	304 SS	P6014938	P6014938	P6014939	P6014939
3-09-P	Heterotype Key (Sleeve Nut)	2	304 SS	P6015375	P6015375	P6015375	P6015375
3-10-P	Stuffing Box	2	Cast Iron	P6015294	P6015294	P6015300	P6015300
3-11-P	Pin (Stuffing Box)	2	Stainless Steel	P6010071	P6010071	P6010071	P6010071
3-12-P	O-Ring (Stuffing Box)	4	FKM	P6010983	P6010983	P6010243	P6010243
3-14-P	Half Packing Gland	4	Cast Iron	P6015367	P6015367	P6015368	P6015368
3-16-P	Stud (Packing Gland)	4	Stainless Steel	P6015406	P6015406	P6015406	P6015406
3-17-P	Nut (Packing Gland)	4	Stainless Steel	P6015408	P6015408	P6015408	P6015408
3-18-P	Shaft Guard	2	304 SS	P6018034	P6018034	P6018035	P6018035
3-19-P	Bolt (Shaft Guard)	4	Steel	P6019053	P6019053	P6019053	P6019053
3-20-P	Packing Ring	-	608D PTFE Graphite	P6016549	P6016549	P6016550	P6016550
3-21-P	Lantern Ring	2	PTFE	P6016560	P6016560	P6016561	P6016561

▼MR4 is standard unless listed as not available or if pump working pressure exceeds 175 psi. MR3 is standard for working pressures above 175 psi.

►Drive ring only required for MR4 mechanical seals.

**Wet Shaft Design (Seal on Shaft) – Optional Construction**

<b>Mechanical Seal – Optional Construction</b>		<b>Qty.</b>	<b>Standard Material</b>	<b>5x6x9</b>	<b>5x6x8.5</b>	<b>5x8x9.5</b>	<b>5x8x9</b>
3-00-D	Shaft	1	420 SS	P6014854	P6014854	P6015885	P6015885
3-01-D	Coupling Key (Pump End)	1	Steel	P6019830	P6019830	P6019834	P6019834
3-02-D	Impeller Key(s)	-	Steel	P6010986	P6010986	P6010248	P6010248
3-10-D	Stuffing Box	2	Cast Iron	P6015294	P6015294	P6015300	P6015300
3-11-D	Pin (Stuffing Box)	2	Stainless Steel	P6010071	P6010071	P6010071	P6010071
3-12-D	O-Ring (Stuffing Box)	4	FKM	P6010983	P6010983	P6010243	P6010243
3-13-D	Plug (Stuffing Box)	2	Steel	P6010071	P6010071	P6010071	P6010071
3-14-D	Seal Gland	2	Steel	P6015343	P6015343	P6015344	P6015344
3-15-D	O-Ring (Seal Gland)	2	FKM	P6015385	P6015385	P6015748	P6015748
3-16-D	Bolt (Seal Gland)	8	Steel	P6015400	P6015400	P6015400	P6015400
3-17-D	Washer (Seal Gland)	8	Steel	P6010025	P6010025	P6010025	P6010025
3-18-D	Shaft Guard	2	304 SS	P6015414	P6015414	P6015749	P6015749
3-19-D	Bolt (Shaft Guard)	4	Steel	P6019053	P6019053	P6019053	P6019053
3-20-D	MR4 Mechanical Seal <sup>▼</sup>	2	C/SiC/EPDM	P6000048	P6000048	P6000049	P6000049
3-20-D	MR3 Mechanical Seal <sup>▼</sup>	2	C/SiC/EPDM	P6000028	P6000028	P6000029	P6000029
3-21-D	Drive Ring	1	304 SS	P6000088	P6000088	P6000089	P6000089
3-22-D	Snap Ring (Impeller)	1	304 SS	P6010985	P6010985	P6010245	P6010245
<b>Cartridge Seal – Optional Construction</b>							
3-00-G	Shaft	1	420 SS	P6014854	P6014854	P6015885	P6015885
3-01-G	Coupling Key (Pump End)	1	Steel	P6019830	P6019830	P6019834	P6019834
3-02-G	Impeller Key(s)	-	Steel	P6010986	P6010986	P6010248	P6010248
3-10-G	Stuffing Box	2	Cast Iron	P6015294	P6015294	P6015300	P6015300
3-11-G	Pin (Stuffing Box)	2	Stainless Steel	P6010071	P6010071	P6010071	P6010071
3-12-G	O-Ring (Stuffing Box)	4	FKM	P6010983	P6010983	P6010243	P6010243
3-13-G	Plug (Stuffing Box)	2	Steel	P6010071	P6010071	P6010071	P6010071
3-16-G	Bolt (Cartridge Seal)	8	Steel	P6015401	P6015401	P6015401	P6015401
3-17-G	Washer (Cartridge Seal)	8	Steel	P6010025	P6010025	P6010025	P6010025
3-18-G	Shaft Guard	2	304 SS	P6015414	P6015414	P6015749	P6015749
3-19-G	Bolt (Shaft Guard)	4	Steel	P6019053	P6019053	P6019053	P6019053
3-20-G	MR6 Cartridge Seal	2	C/SiC/EDPM	P6000068	P6000068	P6000069	P6000069
3-22-G	Snap Ring (Impeller)	1	304 SS	P6010985	P6010985	P6010245	P6010245

▼MR4 is standard unless listed as not available or if pump working pressure exceeds 175 psi. MR3 is standard for working pressures above 175 psi.

## e-XC Single Stage, Double Suction Centrifugal Pumps

5x8x12	5x8x14	No.	25	26	27	28
		e-XC Pump Model	<b>5x8x12</b>	<b>5x8x11</b>	<b>5x8x14</b>	<b>5x8x13.5</b>
5x8x11	5x8x13.5	Shaft Group	45	45	55	55
		Pump Code	125300	125285	125355	125335

### Common Parts – Standard Construction

Cat No.	Description	Qty.	Standard Material	Part Numbers			
1-00	Casing Asm. (Std. Drilling) ▲	1	Cast Iron (Class 30)	P6013456	P6013456	N/A	N/A
1-00	Casing Asm. (Std. Drilling) ▲	1	Ductile Iron (65-45-12)	P6013457	P6013457	P6015739	P6015739
1-01	Bite-Type Fitting	2	304 SS	P6010421	P6010421	P6010421	P6010421
1-02	Ball Valve	2	304 SS	P6010675	P6010675	P6010675	P6010675
1-03	Four Arm Tube	1	304 SS	P6015607	P6015607	P6015607	P6015607
1-04	Plug (Upper Casing)	1	Steel	P6010069	P6010069	P6010069	P6010069
1-05	Flush Pipe	-	304 SS	P6017962	P6017962	P6017962	P6017962
1-06	Casing Bolt (Large)	4	Steel	P6010257	P6010257	P6010257	P6010257
1-07	Washer (Large)	4	Steel	P6010026	P6010026	P6010026	P6010026
1-08	Casing Bolt (Small)	-	Steel	P6010017	P6010017	P6010017	P6010017
1-09	Washer (Small)	-	Steel	P6010026	P6010026	P6010026	P6010026
1-10	Tapered Pin	2	Steel	P6010030	P6010030	P6010030	P6010030
1-11	Nut (Tapered Pin)	2	Steel	P6010012	P6010012	P6010012	P6010012
1-12	Suction Gasket	1	Aramid Fiber	P6013138	P6013138	P6015732	P6015732
1-13	Discharge Gasket	1	Aramid Fiber	P6013139	P6013139	P6015733	P6015733
1-14	Plug (Lower Casing)	10	Steel	P6010069	P6010069	P6010069	P6010069
1-15	Jacking Screw	2	Steel	P6010002	P6010002	P6010002	P6010002
2-00	Bearing Housing	2	Cast Iron	P6015548	P6015548	P6014973	P6014973
2-01	Bolt (Brg. Hsg.)	8	Steel	P6010007	P6010007	P6010008	P6010008
2-02	Washer (Brg. Hsg.)	8	Steel	P6010025	P6010025	P6010027	P6010027
2-03	Jacking Screw (Brg. Hsg.)	4	Steel	P6010265	P6010265	P6010001	P6010001
2-04	Eyebolt (Brg. Hsg.)	4	Steel	P6015404	P6015404	P6015404	P6015404
2-05	Drain Plug (Brg. Hsg.)	2	Steel	P6010071	P6010071	P6010071	P6010071
2-06	Side Plug (Large - Brg. Hsg.)	4	Steel	P6010069	P6010069	P6010069	P6010069
2-07	Side Plug (Small - Brg. Hsg.)	4	Steel	P6010066	P6010066	P6010066	P6010066
2-08	Grease Cup (Brg. Hsg.)	2	H62 Brass	P6010235	P6010235	P6010235	P6010235
2-09	Breather Vent (Brg. Hsg.)	2	Steel	P6015418	P6015418	P6015418	P6015418
2-10	Vibration Sensor Plug (Brg. Hsg.)	6	Steel	P6010067	P6010067	P6010067	P6010067
2-11	Temp. Sensor Plug (Brg. Hsg.)	4	Steel	P6010066	P6010066	P6010066	P6010066
2-12	Bearing Gland (Outboard)	1	Steel Plate	P6015552	P6015552	P6015260	P6015260
2-13	Bearing Gland (Outboard-Inner)	1	Cast Iron	P6015549	P6015549	P6015257	P6015257
2-14	Bearing Gland (Inboard-Inner)	1	Steel Plate	P6015550	P6015550	P6015258	P6015258
2-15	Bearing Gland (Inboard)	1	Steel Plate	P6015551	P6015551	P6015259	P6015259
2-16	Gasket (Bearing Gland)	4	Aramid Fiber	P6010253	P6010253	P6010103	P6010103
2-17	Bolt (Brg. Gland)	16	Steel	P6010240	P6010240	P6010007	P6010007
2-18	Washer (Brg. Gland)	16	Steel	P6010239	P6010239	P6010025	P6010025
2-19	Labyrinth Seal (Inner)	2	Cast Iron	P6015553	P6015553	P6015261	P6015261
2-20	Labyrinth Seal (Inboard)	1	Cast Iron	P6015554	P6015554	P6015262	P6015262
2-21	Set Screw (Lab. Seal)	15	Stainless Steel	P6010006	P6010006	P6010006	P6010006
2-22	O-ring (Lab. Seal Inner)	2	FKM	P6015750	P6015750	P6015389	P6015389
2-23	O-Ring (Lab. Seal Inboard)	1	FKM	P6015751	P6015751	P6015390	P6015390
2-24	Bearing	2	Steel	P6010252	P6010252	P6010102	P6010102
2-25	Shoulder Ring (Outb. Brg.)	1	Steel	P6010241	P6010241	P6010043	P6010043
2-26	Tab Washer (Outb. Brg.)	1	Steel	P6010238	P6010238	P6010033	P6010033
2-27	Locknut (Outb. Brg.)	1	Steel	P6010237	P6010237	P6010040	P6010040

### Std. Impeller Assembly

4-00	Impeller & Imp. WR Asm.	1	304 SS	P6013208	P6013217	P6016018	P6016027
4-01	Impeller (Machined For WR)	1	304 SS	P6013048	P6013057	P6015717	P6015720
4-02	Wear Ring (Impeller)	2	304 SS	P6010376	P6010376	P6015635	P6015635
4-03	Set Screw (Imp. WR)	6	Stainless Steel	P6010006	P6010006	P6010006	P6010006
4-04	Wear Ring (Casing)	2	C90300 Bronze	P6010371	P6010371	P6015631	P6015631
4-05	O-Ring (CWR)	4	FKM	P6019573	P6019573	P6019575	P6019575
4-06	Pin (CWR)	4	Stainless Steel	P6019596	P6019596	P6019596	P6019596

▲ Cast iron casing with ANSI 125# drilling is standard for working pressures below 175 psi unless listed as not available.

◀ Ductile iron casing with ANSI 250# drilling is standard for working pressures above 175 psi.

**Dry Shaft Design (Seal on Sleeve) – Standard Construction**

<b>Mechanical Seal – Standard Construction</b>		<b>Qty.</b>	<b>Standard Material</b>	<b>5x8x12</b>	<b>5x8x11</b>	<b>5x8x14</b>	<b>5x8x13.5</b>
3-00-C	Shaft	1	5140 Steel	P6019814	P6019814	P6019874	P6019874
3-01-C	Coupling Key (Pump End)	1	Steel	P6019834	P6019834	P6019831	P6019831
3-02-C	Impeller Key(s)	-	Steel	P6010250	P6010250	P6010074	P6010074
3-03-C	Shaft Sleeve	2	304 SS	P6019806	P6019806	P6019807	P6019807
3-04-C	Impeller Hub Sleeve	2	304 SS	P6015949	P6015949	P6015726	P6015726
3-05-C	Sleeve Nut	2	304 SS	P6014949	P6014949	P6014952	P6014952
3-06-C	O-ring (Shaft Sleeve)	2	FKM	P6015767	P6015767	P6015391	P6015391
3-07-C	Gasket (Imp. Hub Sleeve)	2	PTFE	P6015747	P6015747	P6015420	P6015420
3-08-C	Tab Washer (Sleeve Nut)	2	304 SS	P6014939	P6014939	P6014940	P6014940
3-09-C	Heterotype Key (Sleeve Nut)	2	304 SS	P6015375	P6015375	P6015375	P6015375
3-10-C	Stuffing Box	2	Cast Iron	P6019636	P6019636	P6019690	P6019690
3-11-C	Pin (Stuffing Box)	2	Stainless Steel	P6019596	P6019596	P6019597	P6019597
3-12-C	O-Ring (Stuffing Box)	4	FKM	P6010243	P6010243	P6010220	P6010220
3-13-C	Plug (Stuffing Box)	2	Steel	P6010071	P6010071	P6010071	P6010071
3-14-C	Seal Gland	2	Steel	P6019672	P6019672	P6019699	P6019699
3-15-C	O-Ring (Seal Gland)	2	FKM	P6015748	P6015748	P6015394	P6015394
3-16-C	Bolt (Seal Gland)	8	Steel	P6015400	P6015400	P6015402	P6015402
3-17-C	Washer (Seal Gland)	8	Steel	P6010025	P6010025	P6010027	P6010027
3-18-C	Shaft Guard	2	304 SS	P6015749	P6015749	P6015415	P6015415
3-19-C	Bolt (Shaft Guard)	4	Steel	P6019053	P6019053	P6010677	P6010677
3-20-C	MR4 Mechanical Seal	2	C/SiC/EPDM	P6000194	P6000194	P6000195	P6000195
3-20-C	MR3 Mechanical Seal	2	C/SiC/EPDM	P6000182	P6000182	P6000183	P6000183
3-21-C	Drive Ring (Includes Set Screws)	2	304 SS	P6019653	P6019653	P6019655	P6019655
<b>Cartridge Seal – Optional Construction</b>							
3-00-F	Shaft	1	5140 Steel	P6019814	P6019814	P6019874	P6019874
3-01-F	Coupling Key (Pump End)	1	Steel	P6019834	P6019834	P6019831	P6019831
3-02-F	Impeller Key(s)	-	Steel	P6010250	P6010250	P6010074	P6010074
3-03-F	Shaft Sleeve	2	304 SS	P6019806	P6019806	P6019807	P6019807
3-04-F	Impeller Hub Sleeve	2	304 SS	P6015949	P6015949	P6015726	P6015726
3-05-F	Sleeve Nut	2	304 SS	P6014949	P6014949	P6014952	P6014952
3-06-F	O-ring (Shaft Sleeve)	2	FKM	P6015767	P6015767	P6015391	P6015391
3-07-F	Gasket (Imp. Hub Sleeve)	2	PTFE	P6015747	P6015747	P6015420	P6015420
3-08-F	Tab Washer (Sleeve Nut)	2	304 SS	P6014939	P6014939	P6014940	P6014940
3-09-F	Heterotype Key (Sleeve Nut)	2	304 SS	P6015375	P6015375	P6015375	P6015375
3-10-F	Stuffing Box	2	Cast Iron	P6019642	P6019642	P6019695	P6019695
3-11-F	Pin (Stuffing Box)	2	Stainless Steel	P6010071	P6010071	P6010071	P6010071
3-12-F	O-Ring (Stuffing Box)	4	FKM	P6010243	P6010243	P6010220	P6010220
3-16-F	Bolt (Cartridge Seal)	8	Steel	P6018079	P6018079	P6015403	P6015403
3-17-F	Washer (Cartridge Seal)	8	Steel	P6010025	P6010025	P6010027	P6010027
3-18-F	Shaft Guard	2	304 SS	P6019876	P6019876	P6019879	P6019879
3-19-F	Bolt (Shaft Guard)	4	Steel	P6019053	P6019053	P6010677	P6010677
3-20-F	MR8 Cartridge Seal	2	C/SiC/EPDM	P6000249	P6000249	P6000250	P6000250
<b>Packing – Optional Construction</b>							
3-00-P	Shaft	1	5140 Steel	P6015883	P6015883	P6015654	P6015654
3-01-P	Coupling Key (Pump End)	1	Steel	P6019834	P6019834	P6019831	P6019831
3-02-P	Impeller Key(s)	-	Steel	P6010250	P6010250	P6010074	P6010074
3-03-P	Shaft Sleeve	2	304 SS	P6014902	P6014902	P6014905	P6014905
3-04-P	Impeller Hub Sleeve	2	304 SS	P6015949	P6015949	P6015726	P6015726
3-05-P	Sleeve Nut	2	304 SS	P6014949	P6014949	P6014952	P6014952
3-06-P	O-ring (Shaft Sleeve)	2	FKM	P6015767	P6015767	P6015391	P6015391
3-07-P	Gasket (Imp. Hub Sleeve)	2	PTFE	P6015747	P6015747	P6015420	P6015420
3-08-P	Tab Washer (Sleeve Nut)	2	304 SS	P6014939	P6014939	P6014940	P6014940
3-09-P	Heterotype Key (Sleeve Nut)	2	304 SS	P6015375	P6015375	P6015375	P6015375
3-10-P	Stuffing Box	2	Cast Iron	P6015300	P6015300	P6015308	P6015308
3-11-P	Pin (Stuffing Box)	2	Stainless Steel	P6010071	P6010071	P6010071	P6010071
3-12-P	O-Ring (Stuffing Box)	4	FKM	P6010243	P6010243	P6010220	P6010220
3-14-P	Half Packing Gland	4	Cast Iron	P6015368	P6015368	P6015369	P6015369
3-16-P	Stud (Packing Gland)	4	Stainless Steel	P6015406	P6015406	P6015407	P6015407
3-17-P	Nut (Packing Gland)	4	Stainless Steel	P6015408	P6015408	P6015409	P6015409
3-18-P	Shaft Guard	2	304 SS	P6018035	P6018035	P6018036	P6018036
3-19-P	Bolt (Shaft Guard)	4	Steel	P6019053	P6019053	P6010677	P6010677
3-20-P	Packing Ring	-	608D PTFE Graphite	P6016550	P6016550	P6016552	P6016552
3-21-P	Lantern Ring	2	PTFE	P6016561	P6016561	P6016562	P6016562

▼MR4 is standard unless listed as not available or if pump working pressure exceeds 175 psi. MR3 is standard for working pressures above 175 psi.

►Drive ring only required for MR4 mechanical seals.

**Wet Shaft Design (Seal on Shaft) – Optional Construction**

<b>Mechanical Seal – Optional Construction</b>		<b>Qty.</b>	<b>Standard Material</b>	<b>5x8x12</b>	<b>5x8x11</b>	<b>5x8x14</b>	<b>5x8x13.5</b>
3-00-D	Shaft	1	420 SS	P6015885	P6015885	P6015656	P6015656
3-01-D	Coupling Key (Pump End)	1	Steel	P6019834	P6019834	P6019831	P6019831
3-02-D	Impeller Key(s)	-	Steel	P6010248	P6010248	P6015844	P6015844
3-10-D	Stuffing Box	2	Cast Iron	P6015300	P6015300	P6015308	P6015308
3-11-D	Pin (Stuffing Box)	2	Stainless Steel	P6010071	P6010071	P6010071	P6010071
3-12-D	O-Ring (Stuffing Box)	4	FKM	P6010243	P6010243	P6010220	P6010220
3-13-D	Plug (Stuffing Box)	2	Steel	P6010071	P6010071	P6010071	P6010071
3-14-D	Seal Gland	2	Steel	P6015344	P6015344	P6015346	P6015346
3-15-D	O-Ring (Seal Gland)	2	FKM	P6015748	P6015748	P6015394	P6015394
3-16-D	Bolt (Seal Gland)	8	Steel	P6015400	P6015400	P6015402	P6015402
3-17-D	Washer (Seal Gland)	8	Steel	P6010025	P6010025	P6010027	P6010027
3-18-D	Shaft Guard	2	304 SS	P6015749	P6015749	P6015415	P6015415
3-19-D	Bolt (Shaft Guard)	4	Steel	P6019053	P6019053	P6010677	P6010677
3-20-D	MR4 Mechanical Seal ▼	2	C/SiC/EPDM	P6000049	P6000049	P6000050	P6000050
3-20-D	MR3 Mechanical Seal ▼	2	C/SiC/EPDM	P6000029	P6000029	P6000030	P6000030
3-21-D	Drive Ring	1	304 SS	P6000089	P6000089	P6000090	P6000090
3-22-D	Snap Ring (Impeller)	1	304 SS	P6010245	P6010245	P6010037	P6010037
<b>Cartridge Seal – Optional Construction</b>							
3-00-G	Shaft	1	420 SS	P6015885	P6015885	P6015656	P6015656
3-01-G	Coupling Key (Pump End)	1	Steel	P6019834	P6019834	P6019831	P6019831
3-02-G	Impeller Key(s)	-	Steel	P6010248	P6010248	P6015844	P6015844
3-10-G	Stuffing Box	2	Cast Iron	P6015300	P6015300	P6015308	P6015308
3-11-G	Pin (Stuffing Box)	2	Stainless Steel	P6010071	P6010071	P6010071	P6010071
3-12-G	O-Ring (Stuffing Box)	4	FKM	P6010243	P6010243	P6010220	P6010220
3-13-G	Plug (Stuffing Box)	2	Steel	P6010071	P6010071	P6010071	P6010071
3-16-G	Bolt (Cartridge Seal)	8	Steel	P6015401	P6015401	P6015403	P6015403
3-17-G	Washer (Cartridge Seal)	8	Steel	P6010025	P6010025	P6010027	P6010027
3-18-G	Shaft Guard	2	304 SS	P6015749	P6015749	P6015415	P6015415
3-19-G	Bolt (Shaft Guard)	4	Steel	P6019053	P6019053	P6010677	P6010677
3-20-G	MR6 Cartridge Seal	2	C/SiC/EDPM	P6000069	P6000069	P6000070	P6000070
3-22-G	Snap Ring (Impeller)	1	304 SS	P6010245	P6010245	P6010037	P6010037

▼ MR4 is standard unless listed as not available or if pump working pressure exceeds 175 psi. MR3 is standard for working pressures above 175 psi.

## e-XC Single Stage, Double Suction Centrifugal Pumps

5x8x15.5	5x8x19	No.	29	30	31	32
		e-XC Pump Model	5x8x15.5	5x8x14.5	5x8x19	5x8x18
5x8x14.5	5x8x18	Shaft Group	45	45	45	45
		Pump Code	125390	125370	125475	125450

### Common Parts – Standard Construction

Cat No.	Description	Qty.	Standard Material	Part Numbers			
1-00	Casing Asm. (Std. Drilling) <sup>▲</sup>	1	Cast Iron (Class 30)	P6012740	P6012740	P6011041	P6011041
1-00	Casing Asm. (Std. Drilling) <sup>▲</sup>	1	Ductile Iron (65-45-12)	P6012741	P6012741	P6011042	P6011042
1-01	Bite-Type Fitting	2	304 SS	P6010421	P6010421	P6010421	P6010421
1-02	Ball Valve	2	304 SS	P6010675	P6010675	P6010675	P6010675
1-03	Four Arm Tube	1	304 SS	P6015607	P6015607	P6015607	P6015607
1-04	Plug (Upper Casing)	1	Steel	P6010069	P6010069	P6010069	P6010069
1-05	Flush Pipe	-	304 SS	P6017962	P6017962	P6017962	P6017962
1-06	Casing Bolt (Large)	4	Steel	P6010257	P6010257	P6010257	P6010257
1-07	Washer (Large)	4	Steel	P6010026	P6010026	P6010026	P6010026
1-08	Casing Bolt (Small)	-	Steel	P6010017	P6010017	P6010017	P6010017
1-09	Washer (Small)	-	Steel	P6010026	P6010026	P6010026	P6010026
1-10	Tapered Pin	2	Steel	P6010030	P6010030	P6010030	P6010030
1-11	Nut (Tapered Pin)	2	Steel	P6010012	P6010012	P6010012	P6010012
1-12	Suction Gasket	1	Aramid Fiber	P6012592	P6012592	P6010262	P6010262
1-13	Discharge Gasket	1	Aramid Fiber	P6012593	P6012593	P6011007	P6011007
1-14	Plug (Lower Casing)	10	Steel	P6010069	P6010069	P6010069	P6010069
1-15	Jacking Screw	2	Steel	P6010002	P6010002	P6010002	P6010002
2-00	Bearing Housing	2	Cast Iron	P6015548	P6015548	P6015548	P6015548
2-01	Bolt (Brg. Hsg.)	8	Steel	P6010007	P6010007	P6010007	P6010007
2-02	Washer (Brg. Hsg.)	8	Steel	P6010025	P6010025	P6010025	P6010025
2-03	Jacking Screw (Brg. Hsg.)	4	Steel	P6010265	P6010265	P6010265	P6010265
2-04	Eyebolt (Brg. Hsg.)	4	Steel	P6015404	P6015404	P6015404	P6015404
2-05	Drain Plug (Brg. Hsg.)	2	Steel	P6010071	P6010071	P6010071	P6010071
2-06	Side Plug (Large - Brg. Hsg.)	4	Steel	P6010069	P6010069	P6010069	P6010069
2-07	Side Plug (Small - Brg. Hsg.)	4	Steel	P6010066	P6010066	P6010066	P6010066
2-08	Grease Cup (Brg. Hsg.)	2	H62 Brass	P6010235	P6010235	P6010235	P6010235
2-09	Breather Vent (Brg. Hsg.)	2	Steel	P6015418	P6015418	P6015418	P6015418
2-10	Vibration Sensor Plug (Brg. Hsg.)	6	Steel	P6010067	P6010067	P6010067	P6010067
2-11	Temp. Sensor Plug (Brg. Hsg.)	4	Steel	P6010066	P6010066	P6010066	P6010066
2-12	Bearing Gland (Outboard)	1	Steel Plate	P6015552	P6015552	P6015552	P6015552
2-13	Bearing Gland (Outboard-Inner)	1	Cast Iron	P6015549	P6015549	P6015549	P6015549
2-14	Bearing Gland (Inboard-Inner)	1	Steel Plate	P6015550	P6015550	P6015550	P6015550
2-15	Bearing Gland (Inboard)	1	Steel Plate	P6015551	P6015551	P6015551	P6015551
2-16	Gasket (Bearing Gland)	4	Aramid Fiber	P6010253	P6010253	P6010253	P6010253
2-17	Bolt (Brg. Gland)	16	Steel	P6010240	P6010240	P6010240	P6010240
2-18	Washer (Brg. Gland)	16	Steel	P6010239	P6010239	P6010239	P6010239
2-19	Labyrinth Seal (Inner)	2	Cast Iron	P6015553	P6015553	P6015553	P6015553
2-20	Labyrinth Seal (Inboard)	1	Cast Iron	P6015554	P6015554	P6015554	P6015554
2-21	Set Screw (Lab. Seal)	15	Stainless Steel	P6010006	P6010006	P6010006	P6010006
2-22	O-ring (Lab. Seal Inner)	2	FKM	P6015750	P6015750	P6015750	P6015750
2-23	O-Ring (Lab. Seal Inboard)	1	FKM	P6015751	P6015751	P6015751	P6015751
2-24	Bearing	2	Steel	P6010252	P6010252	P6010252	P6010252
2-25	Shoulder Ring (Outb. Brg.)	1	Steel	P6010241	P6010241	P6010241	P6010241
2-26	Tab Washer (Outb. Brg.)	1	Steel	P6010238	P6010238	P6010238	P6010238
2-27	Locknut (Outb. Brg.)	1	Steel	P6010237	P6010237	P6010237	P6010237
<b>Std. Impeller Assembly</b>							
4-00	Impeller & Imp. WR Asm.	1	304 SS	P6012574	P6012583	P6010339	P6010827
4-01	Impeller (Machined For WR)	1	304 SS	P6012562	P6012571	P6010335	P6010338
4-02	Wear Ring (Impeller)	2	304 SS	P6010376	P6010376	P6010376	P6010376
4-03	Set Screw (Imp. WR)	6	Stainless Steel	P6010006	P6010006	P6010006	P6010006
4-04	Wear Ring (Casing)	2	C90300 Bronze	P6010371	P6010371	P6010371	P6010371
4-05	O-Ring (CWR)	4	FKM	P6019573	P6019573	P6019573	P6019573
4-06	Pin (CWR)	4	Stainless Steel	P6019596	P6019596	P6019596	P6019596

▲ Cast iron casing with ANSI 125# drilling is standard for working pressures below 175 psi unless listed as not available.

◀ Ductile iron casing with ANSI 250# drilling is standard for working pressures above 175 psi.

**Dry Shaft Design (Seal on Sleeve) – Standard Construction**

<b>Mechanical Seal – Standard Construction</b>		<b>Qty.</b>	<b>Standard Material</b>	<b>5x8x15.5</b>	<b>5x8x14.5</b>	<b>5x8x19</b>	<b>5x8x18</b>
3-00-C	Shaft	1	5140 Steel	P6019814	P6019814	P6019814	P6019814
3-01-C	Coupling Key (Pump End)	1	Steel	P6019834	P6019834	P6019834	P6019834
3-02-C	Impeller Key(s)	-	Steel	P6010250	P6010250	P6010250	P6010250
3-03-C	Shaft Sleeve	2	304 SS	P6019806	P6019806	P6019806	P6019806
3-04-C	Impeller Hub Sleeve	2	304 SS	P6015949	P6015949	P6015949	P6015949
3-05-C	Sleeve Nut	2	304 SS	P6014949	P6014949	P6014949	P6014949
3-06-C	O-ring (Shaft Sleeve)	2	FKM	P6015767	P6015767	P6015767	P6015767
3-07-C	Gasket (Imp. Hub Sleeve)	2	PTFE	P6015747	P6015747	P6015747	P6015747
3-08-C	Tab Washer (Sleeve Nut)	2	304 SS	P6014939	P6014939	P6014939	P6014939
3-09-C	Heterotype Key (Sleeve Nut)	2	304 SS	P6015375	P6015375	P6015375	P6015375
3-10-C	Stuffing Box	2	Cast Iron	P6019636	P6019636	P6019636	P6019636
3-11-C	Pin (Stuffing Box)	2	Stainless Steel	P6019596	P6019596	P6019596	P6019596
3-12-C	O-Ring (Stuffing Box)	4	FKM	P6010243	P6010243	P6010243	P6010243
3-13-C	Plug (Stuffing Box)	2	Steel	P6010071	P6010071	P6010071	P6010071
3-14-C	Seal Gland	2	Steel	P6019672	P6019672	P6019672	P6019672
3-15-C	O-Ring (Seal Gland)	2	FKM	P6015748	P6015748	P6015748	P6015748
3-16-C	Bolt (Seal Gland)	8	Steel	P6015400	P6015400	P6015400	P6015400
3-17-C	Washer (Seal Gland)	8	Steel	P6010025	P6010025	P6010025	P6010025
3-18-C	Shaft Guard	2	304 SS	P6015749	P6015749	P6015749	P6015749
3-19-C	Bolt (Shaft Guard)	4	Steel	P6019053	P6019053	P6019053	P6019053
3-20-C	MR4 Mechanical Seal	2	C/SiC/EPDM	P6000194	P6000194	P6000194	P6000194
3-20-C	MR3 Mechanical Seal	2	C/SiC/EPDM	P6000182	P6000182	P6000182	P6000182
3-21-C	Drive Ring (Includes Set Screws)	2	304 SS	P6019653	P6019653	P6019653	P6019653
<b>Cartridge Seal – Optional Construction</b>							
3-00-F	Shaft	1	5140 Steel	P6019814	P6019814	P6019814	P6019814
3-01-F	Coupling Key (Pump End)	1	Steel	P6019834	P6019834	P6019834	P6019834
3-02-F	Impeller Key(s)	-	Steel	P6010250	P6010250	P6010250	P6010250
3-03-F	Shaft Sleeve	2	304 SS	P6019806	P6019806	P6019806	P6019806
3-04-F	Impeller Hub Sleeve	2	304 SS	P6015949	P6015949	P6015949	P6015949
3-05-F	Sleeve Nut	2	304 SS	P6014949	P6014949	P6014949	P6014949
3-06-F	O-ring (Shaft Sleeve)	2	FKM	P6015767	P6015767	P6015767	P6015767
3-07-F	Gasket (Imp. Hub Sleeve)	2	PTFE	P6015747	P6015747	P6015747	P6015747
3-08-F	Tab Washer (Sleeve Nut)	2	304 SS	P6014939	P6014939	P6014939	P6014939
3-09-F	Heterotype Key (Sleeve Nut)	2	304 SS	P6015375	P6015375	P6015375	P6015375
3-10-F	Stuffing Box	2	Cast Iron	P6019642	P6019642	P6019642	P6019642
3-11-F	Pin (Stuffing Box)	2	Stainless Steel	P6010071	P6010071	P6010071	P6010071
3-12-F	O-Ring (Stuffing Box)	4	FKM	P6010243	P6010243	P6010243	P6010243
3-16-F	Bolt (Cartridge Seal)	8	Steel	P6018079	P6018079	P6018079	P6018079
3-17-F	Washer (Cartridge Seal)	8	Steel	P6010025	P6010025	P6010025	P6010025
3-18-F	Shaft Guard	2	304 SS	P6019876	P6019876	P6019876	P6019876
3-19-F	Bolt (Shaft Guard)	4	Steel	P6019053	P6019053	P6019053	P6019053
3-20-F	MR8 Cartridge Seal	2	C/SiC/EPDM	P6000249	P6000249	P6000249	P6000249
<b>Packing – Optional Construction</b>							
3-00-P	Shaft	1	5140 Steel	P6015883	P6015883	P6015883	P6015883
3-01-P	Coupling Key (Pump End)	1	Steel	P6019834	P6019834	P6019834	P6019834
3-02-P	Impeller Key(s)	-	Steel	P6010250	P6010250	P6010250	P6010250
3-03-P	Shaft Sleeve	2	304 SS	P6014902	P6014902	P6014902	P6014902
3-04-P	Impeller Hub Sleeve	2	304 SS	P6015949	P6015949	P6015949	P6015949
3-05-P	Sleeve Nut	2	304 SS	P6014949	P6014949	P6014949	P6014949
3-06-P	O-ring (Shaft Sleeve)	2	FKM	P6015767	P6015767	P6015767	P6015767
3-07-P	Gasket (Imp. Hub Sleeve)	2	PTFE	P6015747	P6015747	P6015747	P6015747
3-08-P	Tab Washer (Sleeve Nut)	2	304 SS	P6014939	P6014939	P6014939	P6014939
3-09-P	Heterotype Key (Sleeve Nut)	2	304 SS	P6015375	P6015375	P6015375	P6015375
3-10-P	Stuffing Box	2	Cast Iron	P6015300	P6015300	P6015300	P6015300
3-11-P	Pin (Stuffing Box)	2	Stainless Steel	P6010071	P6010071	P6010071	P6010071
3-12-P	O-Ring (Stuffing Box)	4	FKM	P6010243	P6010243	P6010243	P6010243
3-14-P	Half Packing Gland	4	Cast Iron	P6015368	P6015368	P6015368	P6015368
3-16-P	Stud (Packing Gland)	4	Stainless Steel	P6015406	P6015406	P6015406	P6015406
3-17-P	Nut (Packing Gland)	4	Stainless Steel	P6015408	P6015408	P6015408	P6015408
3-18-P	Shaft Guard	2	304 SS	P6018035	P6018035	P6018035	P6018035
3-19-P	Bolt (Shaft Guard)	4	Steel	P6019053	P6019053	P6019053	P6019053
3-20-P	Packing Ring	-	608D PTFE Graphite	P6016550	P6016550	P6016550	P6016550
3-21-P	Lantern Ring	2	PTFE	P6016561	P6016561	P6016561	P6016561

▼MR4 is standard unless listed as not available or if pump working pressure exceeds 175 psi. MR3 is standard for working pressures above 175 psi.

▶Drive ring only required for MR4 mechanical seals.

**Wet Shaft Design (Seal on Shaft) – Optional Construction**

<b>Mechanical Seal – Optional Construction</b>		<b>Qty.</b>	<b>Standard Material</b>	<b>5x8x15.5</b>	<b>5x8x14.5</b>	<b>5x8x19</b>	<b>5x8x18</b>
3-00-D	Shaft	1	420 SS	P6015885	P6015885	P6015885	P6015885
3-01-D	Coupling Key (Pump End)	1	Steel	P6019834	P6019834	P6019834	P6019834
3-02-D	Impeller Key(s)	-	Steel	P6010248	P6010248	P6010248	P6010248
3-10-D	Stuffing Box	2	Cast Iron	P6015300	P6015300	P6015300	P6015300
3-11-D	Pin (Stuffing Box)	2	Stainless Steel	P6010071	P6010071	P6010071	P6010071
3-12-D	O-Ring (Stuffing Box)	4	FKM	P6010243	P6010243	P6010243	P6010243
3-13-D	Plug (Stuffing Box)	2	Steel	P6010071	P6010071	P6010071	P6010071
3-14-D	Seal Gland	2	Steel	P6015344	P6015344	P6015344	P6015344
3-15-D	O-Ring (Seal Gland)	2	FKM	P6015748	P6015748	P6015748	P6015748
3-16-D	Bolt (Seal Gland)	8	Steel	P6015400	P6015400	P6015400	P6015400
3-17-D	Washer (Seal Gland)	8	Steel	P6010025	P6010025	P6010025	P6010025
3-18-D	Shaft Guard	2	304 SS	P6015749	P6015749	P6015749	P6015749
3-19-D	Bolt (Shaft Guard)	4	Steel	P6019053	P6019053	P6019053	P6019053
3-20-D	MR4 Mechanical Seal <sup>▼</sup>	2	C/SiC/EPDM	P6000049	P6000049	P6000049	P6000049
3-20-D	MR3 Mechanical Seal <sup>▼</sup>	2	C/SiC/EPDM	P6000029	P6000029	P6000029	P6000029
3-21-D	Drive Ring	1	304 SS	P6000089	P6000089	P6000089	P6000089
3-22-D	Snap Ring (Impeller)	1	304 SS	P6010245	P6010245	P6010245	P6010245
<b>Cartridge Seal – Optional Construction</b>							
3-00-G	Shaft	1	420 SS	P6015885	P6015885	P6015885	P6015885
3-01-G	Coupling Key (Pump End)	1	Steel	P6019834	P6019834	P6019834	P6019834
3-02-G	Impeller Key(s)	-	Steel	P6010248	P6010248	P6010248	P6010248
3-10-G	Stuffing Box	2	Cast Iron	P6015300	P6015300	P6015300	P6015300
3-11-G	Pin (Stuffing Box)	2	Stainless Steel	P6010071	P6010071	P6010071	P6010071
3-12-G	O-Ring (Stuffing Box)	4	FKM	P6010243	P6010243	P6010243	P6010243
3-13-G	Plug (Stuffing Box)	2	Steel	P6010071	P6010071	P6010071	P6010071
3-16-G	Bolt (Cartridge Seal)	8	Steel	P6015401	P6015401	P6015401	P6015401
3-17-G	Washer (Cartridge Seal)	8	Steel	P6010025	P6010025	P6010025	P6010025
3-18-G	Shaft Guard	2	304 SS	P6015749	P6015749	P6015749	P6015749
3-19-G	Bolt (Shaft Guard)	4	Steel	P6019053	P6019053	P6019053	P6019053
3-20-G	MR6 Cartridge Seal	2	C/SiC/EDPM	P6000069	P6000069	P6000069	P6000069
3-22-G	Snap Ring (Impeller)	1	304 SS	P6010245	P6010245	P6010245	P6010245

▼MR4 is standard unless listed as not available or if pump working pressure exceeds 175 psi. MR3 is standard for working pressures above 175 psi.



## e-XC Single Stage, Double Suction Centrifugal Pumps

<b>6x8x6.5</b>	<b>6x8x12</b>	No.	33	34	35	36
		e-XC Pump Model	<b>6x8x6.5</b>	<b>6x8x6</b>	<b>6x8x12</b>	<b>6x8x11</b>
<b>6x8x6</b>	<b>6x8x11</b>	Shaft Group	35	35	45	45
		Pump Code	150170	150160	150300	150285

### Common Parts – Standard Construction

Cat No.	Description	Qty.	Standard Material	Part Numbers			
1-00	Casing Asm. (Std. Drilling) ▲	1	Cast Iron (Class 30)	P6013484	P6013484	P6013462	P6013462
1-00	Casing Asm. (Std. Drilling) ▲	1	Ductile Iron (65-45-12)	P6013485	P6013485	P6013463	P6013463
1-01	Bite-Type Fitting	2	304 SS	P6010421	P6010421	P6010421	P6010421
1-02	Ball Valve	2	304 SS	P6010675	P6010675	P6010675	P6010675
1-03	Four Arm Tube	1	304 SS	P6015607	P6015607	P6015607	P6015607
1-04	Plug (Upper Casing)	1	Steel	P6010069	P6010069	P6010069	P6010069
1-05	Flush Pipe	-	304 SS	P6017962	P6017962	P6017962	P6017962
1-06	Casing Bolt (Large)	4	Steel	P6010994	P6010994	P6010257	P6010257
1-07	Washer (Large)	4	Steel	P6010259	P6010259	P6010026	P6010026
1-08	Casing Bolt (Small)	-	Steel	P6010995	P6010995	P6010017	P6010017
1-09	Washer (Small)	-	Steel	P6010259	P6010259	P6010026	P6010026
1-10	Tapered Pin	2	Steel	P6010082	P6010082	P6010030	P6010030
1-11	Nut (Tapered Pin)	2	Steel	P6010012	P6010012	P6010012	P6010012
1-12	Suction Gasket	1	Aramid Fiber	P6013348	P6013348	P6013142	P6013142
1-13	Discharge Gasket	1	Aramid Fiber	P6013349	P6013349	P6013143	P6013143
1-14	Plug (Lower Casing)	10	Steel	P6010069	P6010069	P6010069	P6010069
1-15	Jacking Screw	2	Steel	P6010002	P6010002	P6010002	P6010002
2-00	Bearing Housing	2	Cast Iron	P6014971	P6014971	P6015548	P6015548
2-01	Bolt (Brg. Hsg.)	8	Steel	P6010007	P6010007	P6010007	P6010007
2-02	Washer (Brg. Hsg.)	8	Steel	P6010025	P6010025	P6010025	P6010025
2-03	Jacking Screw (Brg. Hsg.)	4	Steel	P6010265	P6010265	P6010265	P6010265
2-04	Eyebolt (Brg. Hsg.)	4	Steel	P6015404	P6015404	P6015404	P6015404
2-05	Drain Plug (Brg. Hsg.)	2	Steel	P6010071	P6010071	P6010071	P6010071
2-06	Side Plug (Large - Brg. Hsg.)	4	Steel	P6010069	P6010069	P6010069	P6010069
2-07	Side Plug (Small - Brg. Hsg.)	4	Steel	P6010066	P6010066	P6010066	P6010066
2-08	Grease Cup (Brg. Hsg.)	2	H62 Brass	P6010235	P6010235	P6010235	P6010235
2-09	Breather Vent (Brg. Hsg.)	2	Steel	P6015418	P6015418	P6015418	P6015418
2-10	Vibration Sensor Plug (Brg. Hsg.)	6	Steel	P6010067	P6010067	P6010067	P6010067
2-11	Temp. Sensor Plug (Brg. Hsg.)	4	Steel	P6010066	P6010066	P6010066	P6010066
2-12	Bearing Gland (Outboard)	1	Steel Plate	P6015254	P6015254	P6015552	P6015552
2-13	Bearing Gland (Outboard-Inner)	1	Cast Iron	P6015251	P6015251	P6015549	P6015549
2-14	Bearing Gland (Inboard-Inner)	1	Steel Plate	P6015252	P6015252	P6015550	P6015550
2-15	Bearing Gland (Inboard)	1	Steel Plate	P6015253	P6015253	P6015551	P6015551
2-16	Gasket (Bearing Gland)	4	Aramid Fiber	P6010990	P6010990	P6010253	P6010253
2-17	Bolt (Brg. Gland)	16	Steel	P6010240	P6010240	P6010240	P6010240
2-18	Washer (Brg. Gland)	16	Steel	P6010239	P6010239	P6010239	P6010239
2-19	Labyrinth Seal (Inner)	2	Cast Iron	P6015255	P6015255	P6015553	P6015553
2-20	Labyrinth Seal (Inboard)	1	Cast Iron	P6015256	P6015256	P6015554	P6015554
2-21	Set Screw (Lab. Seal)	15	Stainless Steel	P6010006	P6010006	P6010006	P6010006
2-22	O-ring (Lab. Seal Inner)	2	FKM	P6015387	P6015387	P6015750	P6015750
2-23	O-Ring (Lab. Seal Inboard)	1	FKM	P6015388	P6015388	P6015751	P6015751
2-24	Bearing	2	Steel	P6010989	P6010989	P6010252	P6010252
2-25	Shoulder Ring (Outb. Brg.)	1	Steel	P6010982	P6010982	P6010241	P6010241
2-26	Tab Washer (Outb. Brg.)	1	Steel	P6010981	P6010981	P6010238	P6010238
2-27	Locknut (Outb. Brg.)	1	Steel	P6010980	P6010980	P6010237	P6010237

### Std. Impeller Assembly

4-00	Impeller & Imp. WR Asm.	1	304 SS	P6013537	P6013546	P6013244	P6013253
4-01	Impeller (Machined For WR)	1	304 SS	P6013412	P6013421	P6013084	P6013093
4-02	Wear Ring (Impeller)	2	304 SS	P6010375	P6010375	P6010377	P6010377
4-03	Set Screw (Imp. WR)	6	Stainless Steel	P6010006	P6010006	P6010006	P6010006
4-04	Wear Ring (Casing)	2	C90300 Bronze	P6010370	P6010370	P6010372	P6010372
4-05	O-Ring (CWR)	4	FKM	P6019571	P6019571	P6019576	P6019576
4-06	Pin (CWR)	4	Stainless Steel	P6019596	P6019596	P6019596	P6019596

▲ Cast iron casing with ANSI 125# drilling is standard for working pressures below 175 psi unless listed as not available.

◀ Ductile iron casing with ANSI 250# drilling is standard for working pressures above 175 psi.

**Dry Shaft Design (Seal on Sleeve) – Standard Construction**

<b>Mechanical Seal – Standard Construction</b>		<b>Qty.</b>	<b>Standard Material</b>	<b>6x8x6.5</b>	<b>6x8x6</b>	<b>6x8x12</b>	<b>6x8x11</b>
3-00-C	Shaft	1	5140 Steel	P6019810	P6019810	P6019816	P6019816
3-01-C	Coupling Key (Pump End)	1	Steel	P6019830	P6019830	P6019834	P6019834
3-02-C	Impeller Key(s)	-	Steel	P6015376	P6015376	P6016303	P6016303
3-03-C	Shaft Sleeve	2	304 SS	P6019740	P6019740	P6019806	P6019806
3-04-C	Impeller Hub Sleeve	2	304 SS	P6014923	P6014923	P6016201	P6016201
3-05-C	Sleeve Nut	2	304 SS	P6014946	P6014946	P6014949	P6014949
3-06-C	O-ring (Shaft Sleeve)	2	FKM	P6015383	P6015383	P6015767	P6015767
3-07-C	Gasket (Imp. Hub Sleeve)	2	PTFE	P6015419	P6015419	P6015747	P6015747
3-08-C	Tab Washer (Sleeve Nut)	2	304 SS	P6014938	P6014938	P6014939	P6014939
3-09-C	Heterotype Key (Sleeve Nut)	2	304 SS	P6015375	P6015375	P6015375	P6015375
3-10-C	Stuffing Box	2	Cast Iron	P6019664	P6019664	P6019636	P6019636
3-11-C	Pin (Stuffing Box)	2	Stainless Steel	P6019596	P6019596	P6019596	P6019596
3-12-C	O-Ring (Stuffing Box)	4	FKM	P6010983	P6010983	P6010243	P6010243
3-13-C	Plug (Stuffing Box)	2	Steel	P6010071	P6010071	P6010071	P6010071
3-14-C	Seal Gland	2	Steel	P6019671	P6019671	P6019672	P6019672
3-15-C	O-Ring (Seal Gland)	2	FKM	P6015385	P6015385	P6015748	P6015748
3-16-C	Bolt (Seal Gland)	8	Steel	P6015400	P6015400	P6015400	P6015400
3-17-C	Washer (Seal Gland)	8	Steel	P6010025	P6010025	P6010025	P6010025
3-18-C	Shaft Guard	2	304 SS	P6015414	P6015414	P6015749	P6015749
3-19-C	Bolt (Shaft Guard)	4	Steel	P6019053	P6019053	P6019053	P6019053
3-20-C	MR4 Mechanical Seal	2	C/SiC/EPDM	P6000050	P6000050	P6000194	P6000194
3-20-C	MR3 Mechanical Seal	2	C/SiC/EPDM	P6000030	P6000030	P6000182	P6000182
3-21-C	Drive Ring (Includes Set Screws)	2	304 SS	P6019652	P6019652	P6019653	P6019653
<b>Cartridge Seal – Optional Construction</b>							
3-00-F	Shaft	1	5140 Steel	P6019810	P6019810	P6019816	P6019816
3-01-F	Coupling Key (Pump End)	1	Steel	P6019830	P6019830	P6019834	P6019834
3-02-F	Impeller Key(s)	-	Steel	P6015376	P6015376	P6016303	P6016303
3-03-F	Shaft Sleeve	2	304 SS	P6019740	P6019740	P6019806	P6019806
3-04-F	Impeller Hub Sleeve	2	304 SS	P6014923	P6014923	P6016201	P6016201
3-05-F	Sleeve Nut	2	304 SS	P6014946	P6014946	P6014949	P6014949
3-06-F	O-ring (Shaft Sleeve)	2	FKM	P6015383	P6015383	P6015767	P6015767
3-07-F	Gasket (Imp. Hub Sleeve)	2	PTFE	P6015419	P6015419	P6015747	P6015747
3-08-F	Tab Washer (Sleeve Nut)	2	304 SS	P6014938	P6014938	P6014939	P6014939
3-09-F	Heterotype Key (Sleeve Nut)	2	304 SS	P6015375	P6015375	P6015375	P6015375
3-10-F	Stuffing Box	2	Cast Iron	P6019668	P6019668	P6019642	P6019642
3-11-F	Pin (Stuffing Box)	2	Stainless Steel	P6010071	P6010071	P6010071	P6010071
3-12-F	O-Ring (Stuffing Box)	4	FKM	P6010983	P6010983	P6010243	P6010243
3-16-F	Bolt (Cartridge Seal)	8	Steel	P6018079	P6018079	P6018079	P6018079
3-17-F	Washer (Cartridge Seal)	8	Steel	P6010025	P6010025	P6010025	P6010025
3-18-F	Shaft Guard	2	304 SS	P6019873	P6019873	P6019876	P6019876
3-19-F	Bolt (Shaft Guard)	4	Steel	P6019053	P6019053	P6019053	P6019053
3-20-F	MR8 Cartridge Seal	2	C/SiC/EPDM	P6000248	P6000248	P6000249	P6000249
<b>Packing – Optional Construction</b>							
3-00-P	Shaft	1	5140 Steel	P6014851	P6014851	P6016234	P6016234
3-01-P	Coupling Key (Pump End)	1	Steel	P6019830	P6019830	P6019834	P6019834
3-02-P	Impeller Key(s)	-	Steel	P6015376	P6015376	P6016303	P6016303
3-03-P	Shaft Sleeve	2	304 SS	P6014899	P6014899	P6014902	P6014902
3-04-P	Impeller Hub Sleeve	2	304 SS	P6014923	P6014923	P6016201	P6016201
3-05-P	Sleeve Nut	2	304 SS	P6014946	P6014946	P6014949	P6014949
3-06-P	O-ring (Shaft Sleeve)	2	FKM	P6015383	P6015383	P6015767	P6015767
3-07-P	Gasket (Imp. Hub Sleeve)	2	PTFE	P6015419	P6015419	P6015747	P6015747
3-08-P	Tab Washer (Sleeve Nut)	2	304 SS	P6014938	P6014938	P6014939	P6014939
3-09-P	Heterotype Key (Sleeve Nut)	2	304 SS	P6015375	P6015375	P6015375	P6015375
3-10-P	Stuffing Box	2	Cast Iron	P6015294	P6015294	P6015300	P6015300
3-11-P	Pin (Stuffing Box)	2	Stainless Steel	P6010071	P6010071	P6010071	P6010071
3-12-P	O-Ring (Stuffing Box)	4	FKM	P6010983	P6010983	P6010243	P6010243
3-14-P	Half Packing Gland	4	Cast Iron	P6015367	P6015367	P6015368	P6015368
3-16-P	Stud (Packing Gland)	4	Stainless Steel	P6015406	P6015406	P6015406	P6015406
3-17-P	Nut (Packing Gland)	4	Stainless Steel	P6015408	P6015408	P6015408	P6015408
3-18-P	Shaft Guard	2	304 SS	P6018034	P6018034	P6018035	P6018035
3-19-P	Bolt (Shaft Guard)	4	Steel	P6019053	P6019053	P6019053	P6019053
3-20-P	Packing Ring	-	608D PTFE Graphite	P6016549	P6016549	P6016550	P6016550
3-21-P	Lantern Ring	2	PTFE	P6016560	P6016560	P6016561	P6016561

▼MR4 is standard unless listed as not available or if pump working pressure exceeds 175 psi. MR3 is standard for working pressures above 175 psi.

▶Drive ring only required for MR4 mechanical seals.

**Wet Shaft Design (Seal on Shaft) – Optional Construction**

<b>Mechanical Seal – Optional Construction</b>		<b>Qty.</b>	<b>Standard Material</b>	<b>6x8x6.5</b>	<b>6x8x6</b>	<b>6x8x12</b>	<b>6x8x11</b>
3-00-D	Shaft	1	420 SS	P6014854	P6014854	P6016236	P6016236
3-01-D	Coupling Key (Pump End)	1	Steel	P6019830	P6019830	P6019834	P6019834
3-02-D	Impeller Key(s)	-	Steel	P6010986	P6010986	P6010250	P6010250
3-10-D	Stuffing Box	2	Cast Iron	P6015294	P6015294	P6015300	P6015300
3-11-D	Pin (Stuffing Box)	2	Stainless Steel	P6010071	P6010071	P6010071	P6010071
3-12-D	O-Ring (Stuffing Box)	4	FKM	P6010983	P6010983	P6010243	P6010243
3-13-D	Plug (Stuffing Box)	2	Steel	P6010071	P6010071	P6010071	P6010071
3-14-D	Seal Gland	2	Steel	P6015343	P6015343	P6015344	P6015344
3-15-D	O-Ring (Seal Gland)	2	FKM	P6015385	P6015385	P6015748	P6015748
3-16-D	Bolt (Seal Gland)	8	Steel	P6015400	P6015400	P6015400	P6015400
3-17-D	Washer (Seal Gland)	8	Steel	P6010025	P6010025	P6010025	P6010025
3-18-D	Shaft Guard	2	304 SS	P6015414	P6015414	P6015749	P6015749
3-19-D	Bolt (Shaft Guard)	4	Steel	P6019053	P6019053	P6019053	P6019053
3-20-D	MR4 Mechanical Seal <sup>▼</sup>	2	C/SiC/EPDM	P6000048	P6000048	P6000049	P6000049
3-20-D	MR3 Mechanical Seal <sup>▼</sup>	2	C/SiC/EPDM	P6000028	P6000028	P6000029	P6000029
3-21-D	Drive Ring	1	304 SS	P6000088	P6000088	P6000089	P6000089
3-22-D	Snap Ring (Impeller)	1	304 SS	P6010985	P6010985	P6010245	P6010245
<b>Cartridge Seal – Optional Construction</b>							
3-00-G	Shaft	1	420 SS	P6014854	P6014854	P6016236	P6016236
3-01-G	Coupling Key (Pump End)	1	Steel	P6019830	P6019830	P6019834	P6019834
3-02-G	Impeller Key(s)	-	Steel	P6010986	P6010986	P6010250	P6010250
3-10-G	Stuffing Box	2	Cast Iron	P6015294	P6015294	P6015300	P6015300
3-11-G	Pin (Stuffing Box)	2	Stainless Steel	P6010071	P6010071	P6010071	P6010071
3-12-G	O-Ring (Stuffing Box)	4	FKM	P6010983	P6010983	P6010243	P6010243
3-13-G	Plug (Stuffing Box)	2	Steel	P6010071	P6010071	P6010071	P6010071
3-16-G	Bolt (Cartridge Seal)	8	Steel	P6015401	P6015401	P6015401	P6015401
3-17-G	Washer (Cartridge Seal)	8	Steel	P6010025	P6010025	P6010025	P6010025
3-18-G	Shaft Guard	2	304 SS	P6015414	P6015414	P6015749	P6015749
3-19-G	Bolt (Shaft Guard)	4	Steel	P6019053	P6019053	P6019053	P6019053
3-20-G	MR6 Cartridge Seal	2	C/SiC/EDPM	P6000068	P6000068	P6000069	P6000069
3-22-G	Snap Ring (Impeller)	1	304 SS	P6010985	P6010985	P6010245	P6010245

▼MR4 is standard unless listed as not available or if pump working pressure exceeds 175 psi. MR3 is standard for working pressures above 175 psi.

## e-XC Single Stage, Double Suction Centrifugal Pumps

6x8x14	6x8x18	No.	37	38	39	40
		e-XC Pump Model	6x8x14	6x8x13.5	6x8x18	6x8x17
6x8x13.5	6x8x17	Shaft Group	45	45	55	55
		Pump Code	150355	150340	150455	150435

### Common Parts – Standard Construction

Cat No.	Description	Qty.	Standard Material	Part Numbers			
1-00	Casing Asm. (Std. Drilling) <sup>▲</sup>	1	Cast Iron (Class 30)	P6011045	P6011045	P6012744	P6012744
1-00	Casing Asm. (Std. Drilling) <sup>▲</sup>	1	Ductile Iron (65-45-12)	P6011046	P6011046	P6012745	P6012745
1-01	Bite-Type Fitting	2	304 SS	P6010421	P6010421	P6010421	P6010421
1-02	Ball Valve	2	304 SS	P6010675	P6010675	P6010675	P6010675
1-03	Four Arm Tube	1	304 SS	P6015607	P6015607	P6015607	P6015607
1-04	Plug (Upper Casing)	1	Steel	P6010069	P6010069	P6010069	P6010069
1-05	Flush Pipe	-	304 SS	P6017962	P6017962	P6017962	P6017962
1-06	Casing Bolt (Large)	4	Steel	P6010257	P6010257	P6010257	P6010257
1-07	Washer (Large)	4	Steel	P6010026	P6010026	P6010026	P6010026
1-08	Casing Bolt (Small)	-	Steel	P6010017	P6010017	P6010017	P6010017
1-09	Washer (Small)	-	Steel	P6010026	P6010026	P6010026	P6010026
1-10	Tapered Pin	2	Steel	P6010030	P6010030	P6010030	P6010030
1-11	Nut (Tapered Pin)	2	Steel	P6010012	P6010012	P6010012	P6010012
1-12	Suction Gasket	1	Aramid Fiber	P6010263	P6010263	P6012642	P6012642
1-13	Discharge Gasket	1	Aramid Fiber	P6011008	P6011008	P6012643	P6012643
1-14	Plug (Lower Casing)	10	Steel	P6010069	P6010069	P6010069	P6010069
1-15	Jacking Screw	2	Steel	P6010002	P6010002	P6010002	P6010002
2-00	Bearing Housing	2	Cast Iron	P6015548	P6015548	P6014973	P6014973
2-01	Bolt (Brg. Hsg.)	8	Steel	P6010007	P6010007	P6010008	P6010008
2-02	Washer (Brg. Hsg.)	8	Steel	P6010025	P6010025	P6010027	P6010027
2-03	Jacking Screw (Brg. Hsg.)	4	Steel	P6010265	P6010265	P6010001	P6010001
2-04	Eyebolt (Brg. Hsg.)	4	Steel	P6015404	P6015404	P6015404	P6015404
2-05	Drain Plug (Brg. Hsg.)	2	Steel	P6010071	P6010071	P6010071	P6010071
2-06	Side Plug (Large - Brg. Hsg.)	4	Steel	P6010069	P6010069	P6010069	P6010069
2-07	Side Plug (Small - Brg. Hsg.)	4	Steel	P6010066	P6010066	P6010066	P6010066
2-08	Grease Cup (Brg. Hsg.)	2	H62 Brass	P6010235	P6010235	P6010235	P6010235
2-09	Breather Vent (Brg. Hsg.)	2	Steel	P6015418	P6015418	P6015418	P6015418
2-10	Vibration Sensor Plug (Brg. Hsg.)	6	Steel	P6010067	P6010067	P6010067	P6010067
2-11	Temp. Sensor Plug (Brg. Hsg.)	4	Steel	P6010066	P6010066	P6010066	P6010066
2-12	Bearing Gland (Outboard)	1	Steel Plate	P6015552	P6015552	P6015260	P6015260
2-13	Bearing Gland (Outboard-Inner)	1	Cast Iron	P6015549	P6015549	P6015257	P6015257
2-14	Bearing Gland (Inboard-Inner)	1	Steel Plate	P6015550	P6015550	P6015258	P6015258
2-15	Bearing Gland (Inboard)	1	Steel Plate	P6015551	P6015551	P6015259	P6015259
2-16	Gasket (Bearing Gland)	4	Aramid Fiber	P6010253	P6010253	P6010103	P6010103
2-17	Bolt (Brg. Gland)	16	Steel	P6010240	P6010240	P6010007	P6010007
2-18	Washer (Brg. Gland)	16	Steel	P6010239	P6010239	P6010025	P6010025
2-19	Labyrinth Seal (Inner)	2	Cast Iron	P6015553	P6015553	P6015261	P6015261
2-20	Labyrinth Seal (Inboard)	1	Cast Iron	P6015554	P6015554	P6015262	P6015262
2-21	Set Screw (Lab. Seal)	15	Stainless Steel	P6010006	P6010006	P6010006	P6010006
2-22	O-ring (Lab. Seal Inner)	2	FKM	P6015750	P6015750	P6015389	P6015389
2-23	O-Ring (Lab. Seal Inboard)	1	FKM	P6015751	P6015751	P6015390	P6015390
2-24	Bearing	2	Steel	P6010252	P6010252	P6010102	P6010102
2-25	Shoulder Ring (Outb. Brg.)	1	Steel	P6010241	P6010241	P6010043	P6010043
2-26	Tab Washer (Outb. Brg.)	1	Steel	P6010238	P6010238	P6010033	P6010033
2-27	Locknut (Outb. Brg.)	1	Steel	P6010237	P6010237	P6010040	P6010040

### Std. Impeller Assembly

4-00	Impeller & Imp. WR Asm.	1	304 SS	P6010346	P6010840	P6012620	P6012629
4-01	Impeller (Machined For WR)	1	304 SS	P6010342	P6010345	P6012608	P6012617
4-02	Wear Ring (Impeller)	2	304 SS	P6010377	P6010377	P6012639	P6012639
4-03	Set Screw (Imp. WR)	6	Stainless Steel	P6010006	P6010006	P6010006	P6010006
4-04	Wear Ring (Casing)	2	C90300 Bronze	P6010372	P6010372	P6012638	P6012638
4-05	O-Ring (CWR)	4	FKM	P6019576	P6019576	P6019577	P6019577
4-06	Pin (CWR)	4	Stainless Steel	P6019596	P6019596	P6019596	P6019596

▲ Cast iron casing with ANSI 125# drilling is standard for working pressures below 175 psi unless listed as not available.

◀ Ductile iron casing with ANSI 250# drilling is standard for working pressures above 175 psi.

**Dry Shaft Design (Seal on Sleeve) – Standard Construction**

<b>Mechanical Seal – Standard Construction</b>		<b>Qty.</b>	<b>Standard Material</b>	<b>6x8x14</b>	<b>6x8x13.5</b>	<b>6x8x18</b>	<b>6x8x17</b>
3-00-C	Shaft	1	5140 Steel	P6019816	P6019816	P6019818	P6019818
3-01-C	Coupling Key (Pump End)	1	Steel	P6019834	P6019834	P6019831	P6019831
3-02-C	Impeller Key(s)	-	Steel	P6016303	P6016303	P6015377	P6015377
3-03-C	Shaft Sleeve	2	304 SS	P6019806	P6019806	P6019807	P6019807
3-04-C	Impeller Hub Sleeve	2	304 SS	P6016201	P6016201	P6014926	P6014926
3-05-C	Sleeve Nut	2	304 SS	P6014949	P6014949	P6014952	P6014952
3-06-C	O-ring (Shaft Sleeve)	2	FKM	P6015767	P6015767	P6015391	P6015391
3-07-C	Gasket (Imp. Hub Sleeve)	2	PTFE	P6015747	P6015747	P6015420	P6015420
3-08-C	Tab Washer (Sleeve Nut)	2	304 SS	P6014939	P6014939	P6014940	P6014940
3-09-C	Heterotype Key (Sleeve Nut)	2	304 SS	P6015375	P6015375	P6015375	P6015375
3-10-C	Stuffing Box	2	Cast Iron	P6019636	P6019636	P6019690	P6019690
3-11-C	Pin (Stuffing Box)	2	Stainless Steel	P6019596	P6019596	P6019597	P6019597
3-12-C	O-Ring (Stuffing Box)	4	FKM	P6010243	P6010243	P6010220	P6010220
3-13-C	Plug (Stuffing Box)	2	Steel	P6010071	P6010071	P6010071	P6010071
3-14-C	Seal Gland	2	Steel	P6019672	P6019672	P6019699	P6019699
3-15-C	O-Ring (Seal Gland)	2	FKM	P6015748	P6015748	P6015394	P6015394
3-16-C	Bolt (Seal Gland)	8	Steel	P6015400	P6015400	P6015402	P6015402
3-17-C	Washer (Seal Gland)	8	Steel	P6010025	P6010025	P6010027	P6010027
3-18-C	Shaft Guard	2	304 SS	P6015749	P6015749	P6015415	P6015415
3-19-C	Bolt (Shaft Guard)	4	Steel	P6019053	P6019053	P6010677	P6010677
3-20-C	MR4 Mechanical Seal	2	C/SiC/EPDM	P6000194	P6000194	P6000195	P6000195
3-20-C	MR3 Mechanical Seal	2	C/SiC/EPDM	P6000182	P6000182	P6000183	P6000183
3-21-C	Drive Ring (Includes Set Screws)	2	304 SS	P6019653	P6019653	P6019655	P6019655
<b>Cartridge Seal – Optional Construction</b>							
3-00-F	Shaft	1	5140 Steel	P6019816	P6019816	P6019818	P6019818
3-01-F	Coupling Key (Pump End)	1	Steel	P6019834	P6019834	P6019831	P6019831
3-02-F	Impeller Key(s)	-	Steel	P6016303	P6016303	P6015377	P6015377
3-03-F	Shaft Sleeve	2	304 SS	P6019806	P6019806	P6019807	P6019807
3-04-F	Impeller Hub Sleeve	2	304 SS	P6016201	P6016201	P6014926	P6014926
3-05-F	Sleeve Nut	2	304 SS	P6014949	P6014949	P6014952	P6014952
3-06-F	O-ring (Shaft Sleeve)	2	FKM	P6015767	P6015767	P6015391	P6015391
3-07-F	Gasket (Imp. Hub Sleeve)	2	PTFE	P6015747	P6015747	P6015420	P6015420
3-08-F	Tab Washer (Sleeve Nut)	2	304 SS	P6014939	P6014939	P6014940	P6014940
3-09-F	Heterotype Key (Sleeve Nut)	2	304 SS	P6015375	P6015375	P6015375	P6015375
3-10-F	Stuffing Box	2	Cast Iron	P6019642	P6019642	P6019695	P6019695
3-11-F	Pin (Stuffing Box)	2	Stainless Steel	P6010071	P6010071	P6010071	P6010071
3-12-F	O-Ring (Stuffing Box)	4	FKM	P6010243	P6010243	P6010220	P6010220
3-16-F	Bolt (Cartridge Seal)	8	Steel	P6018079	P6018079	P6015403	P6015403
3-17-F	Washer (Cartridge Seal)	8	Steel	P6010025	P6010025	P6010027	P6010027
3-18-F	Shaft Guard	2	304 SS	P6019876	P6019876	P6019879	P6019879
3-19-F	Bolt (Shaft Guard)	4	Steel	P6019053	P6019053	P6010677	P6010677
3-20-F	MR8 Cartridge Seal	2	C/SiC/EPDM	P6000249	P6000249	P6000250	P6000250
<b>Packing – Optional Construction</b>							
3-00-P	Shaft	1	5140 Steel	P6016234	P6016234	P6014857	P6014857
3-01-P	Coupling Key (Pump End)	1	Steel	P6019834	P6019834	P6019831	P6019831
3-02-P	Impeller Key(s)	-	Steel	P6016303	P6016303	P6015377	P6015377
3-03-P	Shaft Sleeve	2	304 SS	P6014902	P6014902	P6014905	P6014905
3-04-P	Impeller Hub Sleeve	2	304 SS	P6016201	P6016201	P6014926	P6014926
3-05-P	Sleeve Nut	2	304 SS	P6014949	P6014949	P6014952	P6014952
3-06-P	O-ring (Shaft Sleeve)	2	FKM	P6015767	P6015767	P6015391	P6015391
3-07-P	Gasket (Imp. Hub Sleeve)	2	PTFE	P6015747	P6015747	P6015420	P6015420
3-08-P	Tab Washer (Sleeve Nut)	2	304 SS	P6014939	P6014939	P6014940	P6014940
3-09-P	Heterotype Key (Sleeve Nut)	2	304 SS	P6015375	P6015375	P6015375	P6015375
3-10-P	Stuffing Box	2	Cast Iron	P6015300	P6015300	P6015308	P6015308
3-11-P	Pin (Stuffing Box)	2	Stainless Steel	P6010071	P6010071	P6010071	P6010071
3-12-P	O-Ring (Stuffing Box)	4	FKM	P6010243	P6010243	P6010220	P6010220
3-14-P	Half Packing Gland	4	Cast Iron	P6015368	P6015368	P6015369	P6015369
3-16-P	Stud (Packing Gland)	4	Stainless Steel	P6015406	P6015406	P6015407	P6015407
3-17-P	Nut (Packing Gland)	4	Stainless Steel	P6015408	P6015408	P6015409	P6015409
3-18-P	Shaft Guard	2	304 SS	P6018035	P6018035	P6018036	P6018036
3-19-P	Bolt (Shaft Guard)	4	Steel	P6019053	P6019053	P6010677	P6010677
3-20-P	Packing Ring	-	608D PTFE Graphite	P6016550	P6016550	P6016552	P6016552
3-21-P	Lantern Ring	2	PTFE	P6016561	P6016561	P6016562	P6016562

▼MR4 is standard unless listed as not available or if pump working pressure exceeds 175 psi. MR3 is standard for working pressures above 175 psi.

▶Drive ring only required for MR4 mechanical seals.

**Wet Shaft Design (Seal on Shaft) – Optional Construction**

<b>Mechanical Seal – Optional Construction</b>		<b>Qty.</b>	<b>Standard Material</b>	<b>6x8x14</b>	<b>6x8x13.5</b>	<b>6x8x18</b>	<b>6x8x17</b>
3-00-D	Shaft	1	420 SS	P6016236	P6016236	P6014860	P6014860
3-01-D	Coupling Key (Pump End)	1	Steel	P6019834	P6019834	P6019831	P6019831
3-02-D	Impeller Key(s)	-	Steel	P6010250	P6010250	P6010074	P6010074
3-10-D	Stuffing Box	2	Cast Iron	P6015300	P6015300	P6015308	P6015308
3-11-D	Pin (Stuffing Box)	2	Stainless Steel	P6010071	P6010071	P6010071	P6010071
3-12-D	O-Ring (Stuffing Box)	4	FKM	P6010243	P6010243	P6010220	P6010220
3-13-D	Plug (Stuffing Box)	2	Steel	P6010071	P6010071	P6010071	P6010071
3-14-D	Seal Gland	2	Steel	P6015344	P6015344	P6015346	P6015346
3-15-D	O-Ring (Seal Gland)	2	FKM	P6015748	P6015748	P6015394	P6015394
3-16-D	Bolt (Seal Gland)	8	Steel	P6015400	P6015400	P6015402	P6015402
3-17-D	Washer (Seal Gland)	8	Steel	P6010025	P6010025	P6010027	P6010027
3-18-D	Shaft Guard	2	304 SS	P6015749	P6015749	P6015415	P6015415
3-19-D	Bolt (Shaft Guard)	4	Steel	P6019053	P6019053	P6010677	P6010677
3-20-D	MR4 Mechanical Seal <sup>▼</sup>	2	C/SiC/EPDM	P6000049	P6000049	P6000050	P6000050
3-20-D	MR3 Mechanical Seal <sup>▼</sup>	2	C/SiC/EPDM	P6000029	P6000029	P6000030	P6000030
3-21-D	Drive Ring	1	304 SS	P6000089	P6000089	P6000090	P6000090
3-22-D	Snap Ring (Impeller)	1	304 SS	P6010245	P6010245	P6010037	P6010037
<b>Cartridge Seal – Optional Construction</b>							
3-00-G	Shaft	1	420 SS	P6016236	P6016236	P6014860	P6014860
3-01-G	Coupling Key (Pump End)	1	Steel	P6019834	P6019834	P6019831	P6019831
3-02-G	Impeller Key(s)	-	Steel	P6010250	P6010250	P6010074	P6010074
3-10-G	Stuffing Box	2	Cast Iron	P6015300	P6015300	P6015308	P6015308
3-11-G	Pin (Stuffing Box)	2	Stainless Steel	P6010071	P6010071	P6010071	P6010071
3-12-G	O-Ring (Stuffing Box)	4	FKM	P6010243	P6010243	P6010220	P6010220
3-13-G	Plug (Stuffing Box)	2	Steel	P6010071	P6010071	P6010071	P6010071
3-16-G	Bolt (Cartridge Seal)	8	Steel	P6015401	P6015401	P6015403	P6015403
3-17-G	Washer (Cartridge Seal)	8	Steel	P6010025	P6010025	P6010027	P6010027
3-18-G	Shaft Guard	2	304 SS	P6015749	P6015749	P6015415	P6015415
3-19-G	Bolt (Shaft Guard)	4	Steel	P6019053	P6019053	P6010677	P6010677
3-20-G	MR6 Cartridge Seal	2	C/SiC/EDPM	P6000069	P6000069	P6000070	P6000070
3-22-G	Snap Ring (Impeller)	1	304 SS	P6010245	P6010245	P6010037	P6010037

▼MR4 is standard unless listed as not available or if pump working pressure exceeds 175 psi. MR3 is standard for working pressures above 175 psi.

## e-XC Single Stage, Double Suction Centrifugal Pumps

6x8x22	6x10x11	No.	41	42	43	44
		e-XC Pump Model	<b>6x8x22</b>	<b>6x8x21</b>	<b>6x10x11</b>	<b>6x10x10.5</b>
6x8x21	6x10x10.5	Shaft Group	65	65	55	55
		Pump Code	150560	150535	150280	150265

### Common Parts – Standard Construction

Cat No.	Description	Qty.	Standard Material	Part Numbers			
1-00	Casing Asm. (Std. Drilling) ▲	1	Cast Iron (Class 30)	N/A	N/A	N/A	N/A
1-00	Casing Asm. (Std. Drilling) ▲	1	Ductile Iron (65-45-12)	P6012747	P6012747	P6013459	P6013459
1-01	Bite-Type Fitting	2	304 SS	P6010421	P6010421	P6010421	P6010421
1-02	Ball Valve	2	304 SS	P6010675	P6010675	P6010675	P6010675
1-03	Four Arm Tube	1	304 SS	P6015607	P6015607	P6015607	P6015607
1-04	Plug (Upper Casing)	1	Steel	P6010069	P6010069	P6010069	P6010069
1-05	Flush Pipe	-	304 SS	P6017962	P6017962	P6017962	P6017962
1-06	Casing Bolt (Large)	4	Steel	P6010020	P6010020	P6010257	P6010257
1-07	Washer (Large)	4	Steel	P6010026	P6010026	P6010026	P6010026
1-08	Casing Bolt (Small)	-	Steel	P6010019	P6010019	P6010026	P6010026
1-09	Washer (Small)	-	Steel	P6010026	P6010026	P6010026	P6010026
1-10	Tapered Pin	2	Steel	P6010222	P6010222	P6010257	P6010257
1-11	Nut (Tapered Pin)	2	Steel	P6010013	P6010013	P6010012	P6010012
1-12	Suction Gasket	1	Aramid Fiber	P6012686	P6012686	P6013140	P6013140
1-13	Discharge Gasket	1	Aramid Fiber	P6012687	P6012687	P6013141	P6013141
1-14	Plug (Lower Casing)	10	Steel	P6010069	P6010069	P6010069	P6010069
1-15	Jacking Screw	2	Steel	P6010003	P6010003	P6010002	P6010002
2-00	Bearing Housing	2	Cast Iron	P6014977	P6014977	P6014973	P6014973
2-01	Bolt (Brg. Hsg.)	8	Steel	P6010008	P6010008	P6010008	P6010008
2-02	Washer (Brg. Hsg.)	8	Steel	P6010027	P6010027	P6010027	P6010027
2-03	Jacking Screw (Brg. Hsg.)	4	Steel	P6010001	P6010001	P6010001	P6010001
2-04	Eyebolt (Brg. Hsg.)	4	Steel	P6015405	P6015405	P6015404	P6015404
2-05	Drain Plug (Brg. Hsg.)	2	Steel	P6010071	P6010071	P6010071	P6010071
2-06	Side Plug (Large - Brg. Hsg.)	4	Steel	P6010069	P6010069	P6010069	P6010069
2-07	Side Plug (Small - Brg. Hsg.)	4	Steel	P6010066	P6010066	P6010066	P6010066
2-08	Grease Cup (Brg. Hsg.)	2	H62 Brass	P6010235	P6010235	P6010235	P6010235
2-09	Breather Vent (Brg. Hsg.)	2	Steel	P6015418	P6015418	P6015418	P6015418
2-10	Vibration Sensor Plug (Brg. Hsg.)	6	Steel	P6010067	P6010067	P6010067	P6010067
2-11	Temp. Sensor Plug (Brg. Hsg.)	4	Steel	P6010066	P6010066	P6010066	P6010066
2-12	Bearing Gland (Outboard)	1	Steel Plate	P6015266	P6015266	P6015260	P6015260
2-13	Bearing Gland (Outboard-Inner)	1	Cast Iron	P6015263	P6015263	P6015257	P6015257
2-14	Bearing Gland (Inboard-Inner)	1	Steel Plate	P6015264	P6015264	P6015258	P6015258
2-15	Bearing Gland (Inboard)	1	Steel Plate	P6015265	P6015265	P6015259	P6015259
2-16	Gasket (Bearing Gland)	4	Aramid Fiber	P6010146	P6010146	P6010103	P6010103
2-17	Bolt (Brg. Gland)	16	Steel	P6010007	P6010007	P6010007	P6010007
2-18	Washer (Brg. Gland)	16	Steel	P6010025	P6010025	P6010025	P6010025
2-19	Labyrinth Seal (Inner)	2	Cast Iron	P6015267	P6015267	P6015261	P6015261
2-20	Labyrinth Seal (Inboard)	1	Cast Iron	P6015268	P6015268	P6015262	P6015262
2-21	Set Screw (Lab. Seal)	15	Stainless Steel	P6010006	P6010006	P6010006	P6010006
2-22	O-ring (Lab. Seal Inner)	2	FKM	P6015396	P6015396	P6015389	P6015389
2-23	O-Ring (Lab. Seal Inboard)	1	FKM	P6015397	P6015397	P6015390	P6015390
2-24	Bearing	2	Steel	P6010145	P6010145	P6010102	P6010102
2-25	Shoulder Ring (Outb. Brg.)	1	Steel	P6010045	P6010045	P6010043	P6010043
2-26	Tab Washer (Outb. Brg.)	1	Steel	P6010034	P6010034	P6010033	P6010033
2-27	Locknut (Outb. Brg.)	1	Steel	P6010041	P6010041	P6010040	P6010040

### Std. Impeller Assembly

4-00	Impeller & Imp. WR Asm.	1	304 SS	P6012668	P6012677	P6013226	P6013235
4-01	Impeller (Machined For WR)	1	304 SS	P6012656	P6012665	P6013066	P6013075
4-02	Wear Ring (Impeller)	2	304 SS	P6010379	P6010379	P6010377	P6010377
4-03	Set Screw (Imp. WR)	6	Stainless Steel	P6010006	P6010006	P6010006	P6010006
4-04	Wear Ring (Casing)	2	C90300 Bronze	P6010374	P6010374	P6010372	P6010372
4-05	O-Ring (CWR)	4	FKM	P6019578	P6019578	P6019576	P6019576
4-06	Pin (CWR)	4	Stainless Steel	P6019596	P6019596	P6019596	P6019596

▲ Cast iron casing with ANSI 125# drilling is standard for working pressures below 175 psi unless listed as not available.

◀ Ductile iron casing with ANSI 250# drilling is standard for working pressures above 175 psi.

**Dry Shaft Design (Seal on Sleeve) – Standard Construction**

<b>Mechanical Seal – Standard Construction</b>		<b>Qty.</b>	<b>Standard Material</b>	<b>6x8x22</b>	<b>6x8x21</b>	<b>6x10x11</b>	<b>6x10x10.5</b>
3-00-C	Shaft	1	5140 Steel	P6019821	P6019821	P6019818	P6019818
3-01-C	Coupling Key (Pump End)	1	Steel	P6019832	P6019832	P6019831	P6019831
3-02-C	Impeller Key(s)	-	Steel	P6010414	P6010414	P6015377	P6015377
3-03-C	Shaft Sleeve	2	304 SS	P6019808	P6019808	P6019807	P6019807
3-04-C	Impeller Hub Sleeve	2	304 SS	P6014929	P6014929	P6014926	P6014926
3-05-C	Sleeve Nut	2	304 SS	P6014955	P6014955	P6014952	P6014952
3-06-C	O-ring (Shaft Sleeve)	2	FKM	P6010416	P6010416	P6015391	P6015391
3-07-C	Gasket (Imp. Hub Sleeve)	2	PTFE	P6010415	P6010415	P6015420	P6015420
3-08-C	Tab Washer (Sleeve Nut)	2	304 SS	P6014941	P6014941	P6014940	P6014940
3-09-C	Heterotype Key (Sleeve Nut)	2	304 SS	P6015375	P6015375	P6015375	P6015375
3-10-C	Stuffing Box	2	Cast Iron	P6019715	P6019715	P6019690	P6019690
3-11-C	Pin (Stuffing Box)	2	Stainless Steel	P6019597	P6019597	P6019597	P6019597
3-12-C	O-Ring (Stuffing Box)	4	FKM	P6010057	P6010057	P6010220	P6010220
3-13-C	Plug (Stuffing Box)	2	Steel	P6010071	P6010071	P6010071	P6010071
3-14-C	Seal Gland	2	Steel	P6019711	P6019711	P6019699	P6019699
3-15-C	O-Ring (Seal Gland)	2	FKM	P6015395	P6015395	P6015394	P6015394
3-16-C	Bolt (Seal Gland)	8	Steel	P6015402	P6015402	P6015402	P6015402
3-17-C	Washer (Seal Gland)	8	Steel	P6010027	P6010027	P6010027	P6010027
3-18-C	Shaft Guard	2	304 SS	P6015416	P6015416	P6015415	P6015415
3-19-C	Bolt (Shaft Guard)	4	Steel	P6010677	P6010677	P6010677	P6010677
3-20-C	MR4 Mechanical Seal	2	C/SiC/EPDM	P6000053	P6000053	P6000195	P6000195
3-20-C	MR3 Mechanical Seal	2	C/SiC/EPDM	P6000033	P6000033	P6000183	P6000183
3-21-C	Drive Ring (Includes Set Screws)	2	304 SS	P6019657	P6019657	P6019655	P6019655
<b>Cartridge Seal – Optional Construction</b>							
3-00-F	Shaft	1	5140 Steel	P6019821	P6019821	P6019818	P6019818
3-01-F	Coupling Key (Pump End)	1	Steel	P6019832	P6019832	P6019831	P6019831
3-02-F	Impeller Key(s)	-	Steel	P6010414	P6010414	P6015377	P6015377
3-03-F	Shaft Sleeve	2	304 SS	P6019808	P6019808	P6019807	P6019807
3-04-F	Impeller Hub Sleeve	2	304 SS	P6014929	P6014929	P6014926	P6014926
3-05-F	Sleeve Nut	2	304 SS	P6014955	P6014955	P6014952	P6014952
3-06-F	O-ring (Shaft Sleeve)	2	FKM	P6010416	P6010416	P6015391	P6015391
3-07-F	Gasket (Imp. Hub Sleeve)	2	PTFE	P6010415	P6010415	P6015420	P6015420
3-08-F	Tab Washer (Sleeve Nut)	2	304 SS	P6014941	P6014941	P6014940	P6014940
3-09-F	Heterotype Key (Sleeve Nut)	2	304 SS	P6015375	P6015375	P6015375	P6015375
3-10-F	Stuffing Box	2	Cast Iron	P6019719	P6019719	P6019695	P6019695
3-11-F	Pin (Stuffing Box)	2	Stainless Steel	P6010071	P6010071	P6010071	P6010071
3-12-F	O-Ring (Stuffing Box)	4	FKM	P6010057	P6010057	P6010220	P6010220
3-16-F	Bolt (Cartridge Seal)	8	Steel	P6015403	P6015403	P6015403	P6015403
3-17-F	Washer (Cartridge Seal)	8	Steel	P6010027	P6010027	P6010027	P6010027
3-18-F	Shaft Guard	2	304 SS	P6020422	P6020422	P6019879	P6019879
3-19-F	Bolt (Shaft Guard)	4	Steel	P6010677	P6010677	P6010677	P6010677
3-20-F	MR8 Cartridge Seal	2	C/SiC/EPDM	P6000251	P6000251	P6000250	P6000250
<b>Packing – Optional Construction</b>							
3-00-P	Shaft	1	5140 Steel	P6014863	P6014863	P6014857	P6014857
3-01-P	Coupling Key (Pump End)	1	Steel	P6019832	P6019832	P6019831	P6019831
3-02-P	Impeller Key(s)	-	Steel	P6010414	P6010414	P6015377	P6015377
3-03-P	Shaft Sleeve	2	304 SS	P6014908	P6014908	P6014905	P6014905
3-04-P	Impeller Hub Sleeve	2	304 SS	P6014929	P6014929	P6014926	P6014926
3-05-P	Sleeve Nut	2	304 SS	P6014955	P6014955	P6014952	P6014952
3-06-P	O-ring (Shaft Sleeve)	2	FKM	P6010416	P6010416	P6015391	P6015391
3-07-P	Gasket (Imp. Hub Sleeve)	2	PTFE	P6010415	P6010415	P6015420	P6015420
3-08-P	Tab Washer (Sleeve Nut)	2	304 SS	P6014941	P6014941	P6014940	P6014940
3-09-P	Heterotype Key (Sleeve Nut)	2	304 SS	P6015375	P6015375	P6015375	P6015375
3-10-P	Stuffing Box	2	Cast Iron	P6015312	P6015312	P6015308	P6015308
3-11-P	Pin (Stuffing Box)	2	Stainless Steel	P6010071	P6010071	P6010071	P6010071
3-12-P	O-Ring (Stuffing Box)	4	FKM	P6010057	P6010057	P6010220	P6010220
3-14-P	Half Packing Gland	4	Cast Iron	P6015370	P6015370	P6015369	P6015369
3-16-P	Stud (Packing Gland)	4	Stainless Steel	P6015407	P6015407	P6015407	P6015407
3-17-P	Nut (Packing Gland)	4	Stainless Steel	P6015409	P6015409	P6015409	P6015409
3-18-P	Shaft Guard	2	304 SS	P6018037	P6018037	P6018036	P6018036
3-19-P	Bolt (Shaft Guard)	4	Steel	P6010677	P6010677	P6010677	P6010677
3-20-P	Packing Ring	-	608D PTFE Graphite	P6016553	P6016553	P6016552	P6016552
3-21-P	Lantern Ring	2	PTFE	P6016563	P6016563	P6016562	P6016562

▼MR4 is standard unless listed as not available or if pump working pressure exceeds 175 psi. MR3 is standard for working pressures above 175 psi.

▶Drive ring only required for MR4 mechanical seals.



**Wet Shaft Design (Seal on Shaft) – Optional Construction**

<b>Mechanical Seal – Optional Construction</b>		<b>Qty.</b>	<b>Standard Material</b>	<b>6x8x22</b>	<b>6x8x21</b>	<b>6x10x11</b>	<b>6x10x10.5</b>
3-00-D	Shaft	1	420 SS	P6014866	P6014866	P6014860	P6014860
3-01-D	Coupling Key (Pump End)	1	Steel	P6019832	P6019832	P6019831	P6019831
3-02-D	Impeller Key(s)	-	Steel	P6010905	P6010905	P6010074	P6010074
3-10-D	Stuffing Box	2	Cast Iron	P6015312	P6015312	P6015308	P6015308
3-11-D	Pin (Stuffing Box)	2	Stainless Steel	P6010071	P6010071	P6010071	P6010071
3-12-D	O-Ring (Stuffing Box)	4	FKM	P6010057	P6010057	P6010220	P6010220
3-13-D	Plug (Stuffing Box)	2	Steel	P6010071	P6010071	P6010071	P6010071
3-14-D	Seal Gland	2	Steel	P6015348	P6015348	P6015346	P6015346
3-15-D	O-Ring (Seal Gland)	2	FKM	P6015395	P6015395	P6015394	P6015394
3-16-D	Bolt (Seal Gland)	8	Steel	P6015402	P6015402	P6015402	P6015402
3-17-D	Washer (Seal Gland)	8	Steel	P6010027	P6010027	P6010027	P6010027
3-18-D	Shaft Guard	2	304 SS	P6015416	P6015416	P6015415	P6015415
3-19-D	Bolt (Shaft Guard)	4	Steel	P6010677	P6010677	P6010677	P6010677
3-20-D	MR4 Mechanical Seal <sup>▼</sup>	2	C/SiC/EPDM	P6000051	P6000051	P6000050	P6000050
3-20-D	MR3 Mechanical Seal <sup>▼</sup>	2	C/SiC/EPDM	P6000031	P6000031	P6000030	P6000030
3-21-D	Drive Ring	1	304 SS	P6000091	P6000091	P6000090	P6000090
3-22-D	Snap Ring (Impeller)	1	304 SS	P6010038	P6010038	P6010037	P6010037
<b>Cartridge Seal – Optional Construction</b>							
3-00-G	Shaft	1	420 SS	P6014866	P6014866	P6014860	P6014860
3-01-G	Coupling Key (Pump End)	1	Steel	P6019832	P6019832	P6019831	P6019831
3-02-G	Impeller Key(s)	-	Steel	P6010905	P6010905	P6010074	P6010074
3-10-G	Stuffing Box	2	Cast Iron	P6015312	P6015312	P6015308	P6015308
3-11-G	Pin (Stuffing Box)	2	Stainless Steel	P6010071	P6010071	P6010071	P6010071
3-12-G	O-Ring (Stuffing Box)	4	FKM	P6010057	P6010057	P6010220	P6010220
3-13-G	Plug (Stuffing Box)	2	Steel	P6010071	P6010071	P6010071	P6010071
3-16-G	Bolt (Cartridge Seal)	8	Steel	P6015403	P6015403	P6015403	P6015403
3-17-G	Washer (Cartridge Seal)	8	Steel	P6010027	P6010027	P6010027	P6010027
3-18-G	Shaft Guard	2	304 SS	P6015416	P6015416	P6015415	P6015415
3-19-G	Bolt (Shaft Guard)	4	Steel	P6010677	P6010677	P6010677	P6010677
3-20-G	MR6 Cartridge Seal	2	C/SiC/EDPM	P6000071	P6000071	P6000070	P6000070
3-22-G	Snap Ring (Impeller)	1	304 SS	P6010038	P6010038	P6010037	P6010037

▼MR4 is standard unless listed as not available or if pump working pressure exceeds 175 psi. MR3 is standard for working pressures above 175 psi.

## e-XC Single Stage, Double Suction Centrifugal Pumps

8x8x8	8x10x10	No.	45	46	47	48
		e-XC Pump Model	<b>8x8x8</b>	<b>8x8x7.5</b>	<b>8x10x10</b>	<b>8x10x9.5</b>
8x8x7.5	8x10x9.5	Shaft Group	35	35	45	45
		Pump Code	200200	200190	200250	200240

### Common Parts – Standard Construction

Cat No.	Description	Qty.	Standard Material	Part Numbers			
1-00	Casing Asm. (Std. Drilling) <sup>▲</sup>	1	Cast Iron (Class 30)	P6013480	P6013480	P6013466	P6013466
1-00	Casing Asm. (Std. Drilling) <sup>▲</sup>	1	Ductile Iron (65-45-12)	P6013481	P6013481	P6013467	P6013467
1-01	Bite-Type Fitting	2	304 SS	P6010421	P6010421	P6010421	P6010421
1-02	Ball Valve	2	304 SS	P6010675	P6010675	P6010675	P6010675
1-03	Four Arm Tube	1	304 SS	P6015607	P6015607	P6015607	P6015607
1-04	Plug (Upper Casing)	1	Steel	P6010069	P6010069	P6010069	P6010069
1-05	Flush Pipe	-	304 SS	P6017962	P6017962	P6017962	P6017962
1-06	Casing Bolt (Large)	4	Steel	P6010257	P6010257	P6010257	P6010257
1-07	Washer (Large)	4	Steel	P6010026	P6010026	P6010026	P6010026
1-08	Casing Bolt (Small)	-	Steel	P6010017	P6010017	P6010017	P6010017
1-09	Washer (Small)	-	Steel	P6010026	P6010026	P6010026	P6010026
1-10	Tapered Pin	2	Steel	P6010082	P6010082	P6010030	P6010030
1-11	Nut (Tapered Pin)	2	Steel	P6010012	P6010012	P6010012	P6010012
1-12	Suction Gasket	1	Aramid Fiber	P6013346	P6013346	P6013144	P6013144
1-13	Discharge Gasket	1	Aramid Fiber	P6013347	P6013347	P6013145	P6013145
1-14	Plug (Lower Casing)	10	Steel	P6010069	P6010069	P6010069	P6010069
1-15	Jacking Screw	2	Steel	P6010002	P6010002	P6010002	P6010002
2-00	Bearing Housing	2	Cast Iron	P6014971	P6014971	P6015548	P6015548
2-01	Bolt (Brg. Hsg.)	8	Steel	P6010007	P6010007	P6010007	P6010007
2-02	Washer (Brg. Hsg.)	8	Steel	P6010025	P6010025	P6010025	P6010025
2-03	Jacking Screw (Brg. Hsg.)	4	Steel	P6010265	P6010265	P6010265	P6010265
2-04	Eyebolt (Brg. Hsg.)	4	Steel	P6015404	P6015404	P6015404	P6015404
2-05	Drain Plug (Brg. Hsg.)	2	Steel	P6010071	P6010071	P6010071	P6010071
2-06	Side Plug (Large - Brg. Hsg.)	4	Steel	P6010069	P6010069	P6010069	P6010069
2-07	Side Plug (Small - Brg. Hsg.)	4	Steel	P6010066	P6010066	P6010066	P6010066
2-08	Grease Cup (Brg. Hsg.)	2	H62 Brass	P6010235	P6010235	P6010235	P6010235
2-09	Breather Vent (Brg. Hsg.)	2	Steel	P6015418	P6015418	P6015418	P6015418
2-10	Vibration Sensor Plug (Brg. Hsg.)	6	Steel	P6010067	P6010067	P6010067	P6010067
2-11	Temp. Sensor Plug (Brg. Hsg.)	4	Steel	P6010066	P6010066	P6010066	P6010066
2-12	Bearing Gland (Outboard)	1	Steel Plate	P6015254	P6015254	P6015552	P6015552
2-13	Bearing Gland (Outboard-Inner)	1	Cast Iron	P6015251	P6015251	P6015549	P6015549
2-14	Bearing Gland (Inboard-Inner)	1	Steel Plate	P6015252	P6015252	P6015550	P6015550
2-15	Bearing Gland (Inboard)	1	Steel Plate	P6015253	P6015253	P6015551	P6015551
2-16	Gasket (Bearing Gland)	4	Aramid Fiber	P6010990	P6010990	P6010253	P6010253
2-17	Bolt (Brg. Gland)	16	Steel	P6010240	P6010240	P6010240	P6010240
2-18	Washer (Brg. Gland)	16	Steel	P6010239	P6010239	P6010239	P6010239
2-19	Labyrinth Seal (Inner)	2	Cast Iron	P6015255	P6015255	P6015553	P6015553
2-20	Labyrinth Seal (Inboard)	1	Cast Iron	P6015256	P6015256	P6015554	P6015554
2-21	Set Screw (Lab. Seal)	15	Stainless Steel	P6010006	P6010006	P6010006	P6010006
2-22	O-ring (Lab. Seal Inner)	2	FKM	P6015387	P6015387	P6015750	P6015750
2-23	O-Ring (Lab. Seal Inboard)	1	FKM	P6015388	P6015388	P6015751	P6015751
2-24	Bearing	2	Steel	P6010989	P6010989	P6010252	P6010252
2-25	Shoulder Ring (Outb. Brg.)	1	Steel	P6010982	P6010982	P6010241	P6010241
2-26	Tab Washer (Outb. Brg.)	1	Steel	P6010981	P6010981	P6010238	P6010238
2-27	Locknut (Outb. Brg.)	1	Steel	P6010980	P6010980	P6010237	P6010237

### Std. Impeller Assembly

4-00	Impeller & Imp. WR Asm.	1	304 SS	P6013555	P6013564	P6013262	P6013271
4-01	Impeller (Machined For WR)	1	304 SS	P6013394	P6013403	P6013102	P6013111
4-02	Wear Ring (Impeller)	2	304 SS	P6010978	P6010978	P6013149	P6013149
4-03	Set Screw (Imp. WR)	6	Stainless Steel	P6010006	P6010006	P6010006	P6010006
4-04	Wear Ring (Casing)	2	C90300 Bronze	P6010975	P6010975	P6013148	P6013148
4-05	O-Ring (CWR)	4	FKM	P6019572	P6019572	P6019574	P6019574
4-06	Pin (CWR)	4	Stainless Steel	P6019596	P6019596	P6019596	P6019596

▲ Cast iron casing with ANSI 125# drilling is standard for working pressures below 175 psi unless listed as not available.

◄ Ductile iron casing with ANSI 250# drilling is standard for working pressures above 175 psi.

**Dry Shaft Design (Seal on Sleeve) – Standard Construction**

<b>Mechanical Seal – Standard Construction</b>		<b>Qty.</b>	<b>Standard Material</b>	<b>8x8x8</b>	<b>8x8x7.5</b>	<b>8x10x10</b>	<b>8x10x9.5</b>
3-00-C	Shaft	1	5140 Steel	P6019812	P6019812	P6019816	P6019816
3-01-C	Coupling Key (Pump End)	1	Steel	P6019830	P6019830	P6019834	P6019834
3-02-C	Impeller Key(s)	-	Steel	P6015376	P6015376	P6016303	P6016303
3-03-C	Shaft Sleeve	2	304 SS	P6019740	P6019740	P6019806	P6019806
3-04-C	Impeller Hub Sleeve	2	304 SS	P6016198	P6016198	P6016201	P6016201
3-05-C	Sleeve Nut	2	304 SS	P6014946	P6014946	P6014949	P6014949
3-06-C	O-ring (Shaft Sleeve)	2	FKM	P6015383	P6015383	P6015767	P6015767
3-07-C	Gasket (Imp. Hub Sleeve)	2	PTFE	P6015419	P6015419	P6015747	P6015747
3-08-C	Tab Washer (Sleeve Nut)	2	304 SS	P6014938	P6014938	P6014939	P6014939
3-09-C	Heterotype Key (Sleeve Nut)	2	304 SS	P6015375	P6015375	P6015375	P6015375
3-10-C	Stuffing Box	2	Cast Iron	P6019664	P6019664	P6019636	P6019636
3-11-C	Pin (Stuffing Box)	2	Stainless Steel	P6019596	P6019596	P6019596	P6019596
3-12-C	O-Ring (Stuffing Box)	4	FKM	P6010983	P6010983	P6010243	P6010243
3-13-C	Plug (Stuffing Box)	2	Steel	P6010071	P6010071	P6010071	P6010071
3-14-C	Seal Gland	2	Steel	P6019671	P6019671	P6019672	P6019672
3-15-C	O-Ring (Seal Gland)	2	FKM	P6015385	P6015385	P6015748	P6015748
3-16-C	Bolt (Seal Gland)	8	Steel	P6015400	P6015400	P6015400	P6015400
3-17-C	Washer (Seal Gland)	8	Steel	P6010025	P6010025	P6010025	P6010025
3-18-C	Shaft Guard	2	304 SS	P6015414	P6015414	P6015749	P6015749
3-19-C	Bolt (Shaft Guard)	4	Steel	P6019053	P6019053	P6019053	P6019053
3-20-C	MR4 Mechanical Seal	2	C/SiC/EPDM	P6000050	P6000050	P6000194	P6000194
3-20-C	MR3 Mechanical Seal	2	C/SiC/EPDM	P6000030	P6000030	P6000182	P6000182
3-21-C	Drive Ring (Includes Set Screws)	2	304 SS	P6019652	P6019652	P6019653	P6019653
<b>Cartridge Seal – Optional Construction</b>							
3-00-F	Shaft	1	5140 Steel	P6019812	P6019812	P6019816	P6019816
3-01-F	Coupling Key (Pump End)	1	Steel	P6019830	P6019830	P6019834	P6019834
3-02-F	Impeller Key(s)	-	Steel	P6015376	P6015376	P6016303	P6016303
3-03-F	Shaft Sleeve	2	304 SS	P6019740	P6019740	P6019806	P6019806
3-04-F	Impeller Hub Sleeve	2	304 SS	P6016198	P6016198	P6016201	P6016201
3-05-F	Sleeve Nut	2	304 SS	P6014946	P6014946	P6014949	P6014949
3-06-F	O-ring (Shaft Sleeve)	2	FKM	P6015383	P6015383	P6015767	P6015767
3-07-F	Gasket (Imp. Hub Sleeve)	2	PTFE	P6015419	P6015419	P6015747	P6015747
3-08-F	Tab Washer (Sleeve Nut)	2	304 SS	P6014938	P6014938	P6014939	P6014939
3-09-F	Heterotype Key (Sleeve Nut)	2	304 SS	P6015375	P6015375	P6015375	P6015375
3-10-F	Stuffing Box	2	Cast Iron	P6019668	P6019668	P6019642	P6019642
3-11-F	Pin (Stuffing Box)	2	Stainless Steel	P6010071	P6010071	P6010071	P6010071
3-12-F	O-Ring (Stuffing Box)	4	FKM	P6010983	P6010983	P6010243	P6010243
3-16-F	Bolt (Cartridge Seal)	8	Steel	P6018079	P6018079	P6018079	P6018079
3-17-F	Washer (Cartridge Seal)	8	Steel	P6010025	P6010025	P6010025	P6010025
3-18-F	Shaft Guard	2	304 SS	P6019873	P6019873	P6019876	P6019876
3-19-F	Bolt (Shaft Guard)	4	Steel	P6019053	P6019053	P6019053	P6019053
3-20-F	MR8 Cartridge Seal	2	C/SiC/EPDM	P6000248	P6000248	P6000249	P6000249
<b>Packing – Optional Construction</b>							
3-00-P	Shaft	1	5140 Steel	P6016226	P6016226	P6016234	P6016234
3-01-P	Coupling Key (Pump End)	1	Steel	P6019830	P6019830	P6019834	P6019834
3-02-P	Impeller Key(s)	-	Steel	P6015376	P6015376	P6016303	P6016303
3-03-P	Shaft Sleeve	2	304 SS	P6014899	P6014899	P6014902	P6014902
3-04-P	Impeller Hub Sleeve	2	304 SS	P6016198	P6016198	P6016201	P6016201
3-05-P	Sleeve Nut	2	304 SS	P6014946	P6014946	P6014949	P6014949
3-06-P	O-ring (Shaft Sleeve)	2	FKM	P6015383	P6015383	P6015767	P6015767
3-07-P	Gasket (Imp. Hub Sleeve)	2	PTFE	P6015419	P6015419	P6015747	P6015747
3-08-P	Tab Washer (Sleeve Nut)	2	304 SS	P6014938	P6014938	P6014939	P6014939
3-09-P	Heterotype Key (Sleeve Nut)	2	304 SS	P6015375	P6015375	P6015375	P6015375
3-10-P	Stuffing Box	2	Cast Iron	P6015294	P6015294	P6015300	P6015300
3-11-P	Pin (Stuffing Box)	2	Stainless Steel	P6010071	P6010071	P6010071	P6010071
3-12-P	O-Ring (Stuffing Box)	4	FKM	P6010983	P6010983	P6010243	P6010243
3-14-P	Half Packing Gland	4	Cast Iron	P6015367	P6015367	P6015368	P6015368
3-16-P	Stud (Packing Gland)	4	Stainless Steel	P6015406	P6015406	P6015406	P6015406
3-17-P	Nut (Packing Gland)	4	Stainless Steel	P6015408	P6015408	P6015408	P6015408
3-18-P	Shaft Guard	2	304 SS	P6018034	P6018034	P6018035	P6018035
3-19-P	Bolt (Shaft Guard)	4	Steel	P6019053	P6019053	P6019053	P6019053
3-20-P	Packing Ring	-	608D PTFE Graphite	P6016549	P6016549	P6016550	P6016550
3-21-P	Lantern Ring	2	PTFE	P6016560	P6016560	P6016561	P6016561

▼MR4 is standard unless listed as not available or if pump working pressure exceeds 175 psi. MR3 is standard for working pressures above 175 psi.

▶Drive ring only required for MR4 mechanical seals.

**Wet Shaft Design (Seal on Shaft) – Optional Construction**

<b>Mechanical Seal – Optional Construction</b>		<b>Qty.</b>	<b>Standard Material</b>	<b>8x8x8</b>	<b>8x8x7.5</b>	<b>8x10x10</b>	<b>8x10x9.5</b>
3-00-D	Shaft	1	420 SS	P6016228	P6016228	P6016236	P6016236
3-01-D	Coupling Key (Pump End)	1	Steel	P6019830	P6019830	P6019834	P6019834
3-02-D	Impeller Key(s)	-	Steel	P6010986	P6010986	P6010250	P6010250
3-10-D	Stuffing Box	2	Cast Iron	P6015294	P6015294	P6015300	P6015300
3-11-D	Pin (Stuffing Box)	2	Stainless Steel	P6010071	P6010071	P6010071	P6010071
3-12-D	O-Ring (Stuffing Box)	4	FKM	P6010983	P6010983	P6010243	P6010243
3-13-D	Plug (Stuffing Box)	2	Steel	P6010071	P6010071	P6010071	P6010071
3-14-D	Seal Gland	2	Steel	P6015343	P6015343	P6015344	P6015344
3-15-D	O-Ring (Seal Gland)	2	FKM	P6015385	P6015385	P6015748	P6015748
3-16-D	Bolt (Seal Gland)	8	Steel	P6015400	P6015400	P6015400	P6015400
3-17-D	Washer (Seal Gland)	8	Steel	P6010025	P6010025	P6010025	P6010025
3-18-D	Shaft Guard	2	304 SS	P6015414	P6015414	P6015749	P6015749
3-19-D	Bolt (Shaft Guard)	4	Steel	P6019053	P6019053	P6019053	P6019053
3-20-D	MR4 Mechanical Seal <sup>▼</sup>	2	C/SiC/EPDM	P6000048	P6000048	P6000049	P6000049
3-20-D	MR3 Mechanical Seal <sup>▼</sup>	2	C/SiC/EPDM	P6000028	P6000028	P6000029	P6000029
3-21-D	Drive Ring	1	304 SS	P6000088	P6000088	P6000089	P6000089
3-22-D	Snap Ring (Impeller)	1	304 SS	P6010985	P6010985	P6010245	P6010245
<b>Cartridge Seal – Optional Construction</b>							
3-00-G	Shaft	1	420 SS	P6016228	P6016228	P6016236	P6016236
3-01-G	Coupling Key (Pump End)	1	Steel	P6019830	P6019830	P6019834	P6019834
3-02-G	Impeller Key(s)	-	Steel	P6010986	P6010986	P6010250	P6010250
3-10-G	Stuffing Box	2	Cast Iron	P6015294	P6015294	P6015300	P6015300
3-11-G	Pin (Stuffing Box)	2	Stainless Steel	P6010071	P6010071	P6010071	P6010071
3-12-G	O-Ring (Stuffing Box)	4	FKM	P6010983	P6010983	P6010243	P6010243
3-13-G	Plug (Stuffing Box)	2	Steel	P6010071	P6010071	P6010071	P6010071
3-16-G	Bolt (Cartridge Seal)	8	Steel	P6015401	P6015401	P6015401	P6015401
3-17-G	Washer (Cartridge Seal)	8	Steel	P6010025	P6010025	P6010025	P6010025
3-18-G	Shaft Guard	2	304 SS	P6015414	P6015414	P6015749	P6015749
3-19-G	Bolt (Shaft Guard)	4	Steel	P6019053	P6019053	P6019053	P6019053
3-20-G	MR6 Cartridge Seal	2	C/SiC/EDPM	P6000068	P6000068	P6000069	P6000069
3-22-G	Snap Ring (Impeller)	1	304 SS	P6010985	P6010985	P6010245	P6010245

▼MR4 is standard unless listed as not available or if pump working pressure exceeds 175 psi. MR3 is standard for working pressures above 175 psi.

## e-XC Single Stage, Double Suction Centrifugal Pumps

8x10x13.5	8x10x17	No.	49	50	51	52
		e-XC Pump Model	<b>8x10x13.5</b>	<b>8x10x13</b>	<b>8x10x17</b>	<b>8x10x16</b>
8x10x13	8x10x16	Shaft Group	55	55	55	55
		Pump Code	200345	200330	200425	200405

### Common Parts – Standard Construction

Cat No.	Description	Qty.	Standard Material	Part Numbers			
1-00	Casing Asm. (Std. Drilling) ▲	1	Cast Iron (Class 30)	P6011049	P6011049	P6011015	P6011015
1-00	Casing Asm. (Std. Drilling) ▲	1	Ductile Iron (65-45-12)	P6011050	P6011050	P6011016	P6011016
1-01	Bite-Type Fitting	2	304 SS	P6010421	P6010421	P6010421	P6010421
1-02	Ball Valve	2	304 SS	P6010675	P6010675	P6010675	P6010675
1-03	Four Arm Tube	1	304 SS	P6015607	P6015607	P6015607	P6015607
1-04	Plug (Upper Casing)	1	Steel	P6010069	P6010069	P6010069	P6010069
1-05	Flush Pipe	-	304 SS	P6017962	P6017962	P6017962	P6017962
1-06	Casing Bolt (Large)	4	Steel	P6010257	P6010257	P6010257	P6010257
1-07	Washer (Large)	4	Steel	P6010026	P6010026	P6010026	P6010026
1-08	Casing Bolt (Small)	-	Steel	P6010017	P6010017	P6010017	P6010017
1-09	Washer (Small)	-	Steel	P6010026	P6010026	P6010026	P6010026
1-10	Tapered Pin	2	Steel	P6010030	P6010030	P6010030	P6010030
1-11	Nut (Tapered Pin)	2	Steel	P6010012	P6010012	P6010012	P6010012
1-12	Suction Gasket	1	Aramid Fiber	P6011009	P6011009	P6011001	P6011001
1-13	Discharge Gasket	1	Aramid Fiber	P6011010	P6011010	P6011002	P6011002
1-14	Plug (Lower Casing)	10	Steel	P6010069	P6010069	P6010069	P6010069
1-15	Jacking Screw	2	Steel	P6010002	P6010002	P6010002	P6010002
2-00	Bearing Housing	2	Cast Iron	P6014973	P6014973	P6014973	P6014973
2-01	Bolt (Brg. Hsg.)	8	Steel	P6010008	P6010008	P6010008	P6010008
2-02	Washer (Brg. Hsg.)	8	Steel	P6010027	P6010027	P6010027	P6010027
2-03	Jacking Screw (Brg. Hsg.)	4	Steel	P6010001	P6010001	P6010001	P6010001
2-04	Eyebolt (Brg. Hsg.)	4	Steel	P6015404	P6015404	P6015404	P6015404
2-05	Drain Plug (Brg. Hsg.)	2	Steel	P6010071	P6010071	P6010071	P6010071
2-06	Side Plug (Large - Brg. Hsg.)	4	Steel	P6010069	P6010069	P6010069	P6010069
2-07	Side Plug (Small - Brg. Hsg.)	4	Steel	P6010066	P6010066	P6010066	P6010066
2-08	Grease Cup (Brg. Hsg.)	2	H62 Brass	P6010235	P6010235	P6010235	P6010235
2-09	Breather Vent (Brg. Hsg.)	2	Steel	P6015418	P6015418	P6015418	P6015418
2-10	Vibration Sensor Plug (Brg. Hsg.)	6	Steel	P6010067	P6010067	P6010067	P6010067
2-11	Temp. Sensor Plug (Brg. Hsg.)	4	Steel	P6010066	P6010066	P6010066	P6010066
2-12	Bearing Gland (Outboard)	1	Steel Plate	P6015260	P6015260	P6015260	P6015260
2-13	Bearing Gland (Outboard-Inner)	1	Cast Iron	P6015257	P6015257	P6015257	P6015257
2-14	Bearing Gland (Inboard-Inner)	1	Steel Plate	P6015258	P6015258	P6015258	P6015258
2-15	Bearing Gland (Inboard)	1	Steel Plate	P6015259	P6015259	P6015259	P6015259
2-16	Gasket (Bearing Gland)	4	Aramid Fiber	P6010103	P6010103	P6010103	P6010103
2-17	Bolt (Brg. Gland)	16	Steel	P6010007	P6010007	P6010007	P6010007
2-18	Washer (Brg. Gland)	16	Steel	P6010025	P6010025	P6010025	P6010025
2-19	Labyrinth Seal (Inner)	2	Cast Iron	P6015261	P6015261	P6015261	P6015261
2-20	Labyrinth Seal (Inboard)	1	Cast Iron	P6015262	P6015262	P6015262	P6015262
2-21	Set Screw (Lab. Seal)	15	Stainless Steel	P6010006	P6010006	P6010006	P6010006
2-22	O-ring (Lab. Seal Inner)	2	FKM	P6015389	P6015389	P6015389	P6015389
2-23	O-Ring (Lab. Seal Inboard)	1	FKM	P6015390	P6015390	P6015390	P6015390
2-24	Bearing	2	Steel	P6010102	P6010102	P6010102	P6010102
2-25	Shoulder Ring (Outb. Brg.)	1	Steel	P6010043	P6010043	P6010043	P6010043
2-26	Tab Washer (Outb. Brg.)	1	Steel	P6010033	P6010033	P6010033	P6010033
2-27	Locknut (Outb. Brg.)	1	Steel	P6010040	P6010040	P6010040	P6010040

### Std. Impeller Assembly

4-00	Impeller & Imp. WR Asm.	1	304 SS	P6010353	P6010853	P6010217	P6010739
4-01	Impeller (Machined For WR)	1	304 SS	P6010349	P6010352	P6010169	P6010172
4-02	Wear Ring (Impeller)	2	304 SS	P6010378	P6010378	P6010168	P6010168
4-03	Set Screw (Imp. WR)	6	Stainless Steel	P6010006	P6010006	P6010006	P6010006
4-04	Wear Ring (Casing)	2	C90300 Bronze	P6010373	P6010373	P6010166	P6010166
4-05	O-Ring (CWR)	4	FKM	P6019579	P6019579	P6019580	P6019580
4-06	Pin (CWR)	4	Stainless Steel	P6019597	P6019597	P6019597	P6019597

▲ Cast iron casing with ANSI 125# drilling is standard for working pressures below 175 psi unless listed as not available.

◀ Ductile iron casing with ANSI 250# drilling is standard for working pressures above 175 psi.

**Dry Shaft Design (Seal on Sleeve) – Standard Construction**

<b>Mechanical Seal – Standard Construction</b>		<b>Qty.</b>	<b>Standard Material</b>	<b>8x10x13.5</b>	<b>8x10x13</b>	<b>8x10x17</b>	<b>8x10x16</b>
3-00-C	Shaft	1	5140 Steel	P6019818	P6019818	P6019819	P6019819
3-01-C	Coupling Key (Pump End)	1	Steel	P6019831	P6019831	P6019831	P6019831
3-02-C	Impeller Key(s)	-	Steel	P6015377	P6015377	P6015377	P6015377
3-03-C	Shaft Sleeve	2	304 SS	P6019807	P6019807	P6019807	P6019807
3-04-C	Impeller Hub Sleeve	2	304 SS	P6014926	P6014926	P6015955	P6015955
3-05-C	Sleeve Nut	2	304 SS	P6014952	P6014952	P6014952	P6014952
3-06-C	O-ring (Shaft Sleeve)	2	FKM	P6015391	P6015391	P6015391	P6015391
3-07-C	Gasket (Imp. Hub Sleeve)	2	PTFE	P6015420	P6015420	P6015420	P6015420
3-08-C	Tab Washer (Sleeve Nut)	2	304 SS	P6014940	P6014940	P6014940	P6014940
3-09-C	Heterotype Key (Sleeve Nut)	2	304 SS	P6015375	P6015375	P6015375	P6015375
3-10-C	Stuffing Box	2	Cast Iron	P6019690	P6019690	P6019689	P6019689
3-11-C	Pin (Stuffing Box)	2	Stainless Steel	P6019597	P6019597	P6019597	P6019597
3-12-C	O-Ring (Stuffing Box)	4	FKM	P6010220	P6010220	P6010220	P6010220
3-13-C	Plug (Stuffing Box)	2	Steel	P6010071	P6010071	P6010071	P6010071
3-14-C	Seal Gland	2	Steel	P6019699	P6019699	P6019699	P6019699
3-15-C	O-Ring (Seal Gland)	2	FKM	P6015394	P6015394	P6015394	P6015394
3-16-C	Bolt (Seal Gland)	8	Steel	P6015402	P6015402	P6015402	P6015402
3-17-C	Washer (Seal Gland)	8	Steel	P6010027	P6010027	P6010027	P6010027
3-18-C	Shaft Guard	2	304 SS	P6015415	P6015415	P6015415	P6015415
3-19-C	Bolt (Shaft Guard)	4	Steel	P6010677	P6010677	P6010677	P6010677
3-20-C	MR4 Mechanical Seal	2	C/SiC/EPDM	P6000195	P6000195	P6000195	P6000195
3-20-C	MR3 Mechanical Seal	2	C/SiC/EPDM	P6000183	P6000183	P6000183	P6000183
3-21-C	Drive Ring (Includes Set Screws)	2	304 SS	P6019655	P6019655	P6019655	P6019655
<b>Cartridge Seal – Optional Construction</b>							
3-00-F	Shaft	1	5140 Steel	P6019818	P6019818	P6019819	P6019819
3-01-F	Coupling Key (Pump End)	1	Steel	P6019831	P6019831	P6019831	P6019831
3-02-F	Impeller Key(s)	-	Steel	P6015377	P6015377	P6015377	P6015377
3-03-F	Shaft Sleeve	2	304 SS	P6019807	P6019807	P6019807	P6019807
3-04-F	Impeller Hub Sleeve	2	304 SS	P6014926	P6014926	P6015955	P6015955
3-05-F	Sleeve Nut	2	304 SS	P6014952	P6014952	P6014952	P6014952
3-06-F	O-ring (Shaft Sleeve)	2	FKM	P6015391	P6015391	P6015391	P6015391
3-07-F	Gasket (Imp. Hub Sleeve)	2	PTFE	P6015420	P6015420	P6015420	P6015420
3-08-F	Tab Washer (Sleeve Nut)	2	304 SS	P6014940	P6014940	P6014940	P6014940
3-09-F	Heterotype Key (Sleeve Nut)	2	304 SS	P6015375	P6015375	P6015375	P6015375
3-10-F	Stuffing Box	2	Cast Iron	P6019695	P6019695	P6019694	P6019694
3-11-F	Pin (Stuffing Box)	2	Stainless Steel	P6010071	P6010071	P6010071	P6010071
3-12-F	O-Ring (Stuffing Box)	4	FKM	P6010220	P6010220	P6010220	P6010220
3-16-F	Bolt (Cartridge Seal)	8	Steel	P6015403	P6015403	P6015403	P6015403
3-17-F	Washer (Cartridge Seal)	8	Steel	P6010027	P6010027	P6010027	P6010027
3-18-F	Shaft Guard	2	304 SS	P6019879	P6019879	P6019879	P6019879
3-19-F	Bolt (Shaft Guard)	4	Steel	P6010677	P6010677	P6010677	P6010677
3-20-F	MR8 Cartridge Seal	2	C/SiC/EPDM	P6000250	P6000250	P6000250	P6000250
<b>Packing – Optional Construction</b>							
3-00-P	Shaft	1	5140 Steel	P6014857	P6014857	P6015899	P6015899
3-01-P	Coupling Key (Pump End)	1	Steel	P6019831	P6019831	P6019831	P6019831
3-02-P	Impeller Key(s)	-	Steel	P6015377	P6015377	P6015377	P6015377
3-03-P	Shaft Sleeve	2	304 SS	P6014905	P6014905	P6014905	P6014905
3-04-P	Impeller Hub Sleeve	2	304 SS	P6014926	P6014926	P6015955	P6015955
3-05-P	Sleeve Nut	2	304 SS	P6014952	P6014952	P6014952	P6014952
3-06-P	O-ring (Shaft Sleeve)	2	FKM	P6015391	P6015391	P6015391	P6015391
3-07-P	Gasket (Imp. Hub Sleeve)	2	PTFE	P6015420	P6015420	P6015420	P6015420
3-08-P	Tab Washer (Sleeve Nut)	2	304 SS	P6014940	P6014940	P6014940	P6014940
3-09-P	Heterotype Key (Sleeve Nut)	2	304 SS	P6015375	P6015375	P6015375	P6015375
3-10-P	Stuffing Box	2	Cast Iron	P6015308	P6015308	P6015306	P6015306
3-11-P	Pin (Stuffing Box)	2	Stainless Steel	P6010071	P6010071	P6010071	P6010071
3-12-P	O-Ring (Stuffing Box)	4	FKM	P6010220	P6010220	P6010220	P6010220
3-14-P	Half Packing Gland	4	Cast Iron	P6015369	P6015369	P6015369	P6015369
3-16-P	Stud (Packing Gland)	4	Stainless Steel	P6015407	P6015407	P6015407	P6015407
3-17-P	Nut (Packing Gland)	4	Stainless Steel	P6015409	P6015409	P6015409	P6015409
3-18-P	Shaft Guard	2	304 SS	P6018036	P6018036	P6018036	P6018036
3-19-P	Bolt (Shaft Guard)	4	Steel	P6010677	P6010677	P6010677	P6010677
3-20-P	Packing Ring	-	608D PTFE Graphite	P6016552	P6016552	P6016552	P6016552
3-21-P	Lantern Ring	2	PTFE	P6016562	P6016562	P6016562	P6016562

▼MR4 is standard unless listed as not available or if pump working pressure exceeds 175 psi. MR3 is standard for working pressures above 175 psi.

►Drive ring only required for MR4 mechanical seals.

**Wet Shaft Design (Seal on Shaft) – Optional Construction**

<b>Mechanical Seal – Optional Construction</b>		<b>Qty.</b>	<b>Standard Material</b>	<b>8x10x13.5</b>	<b>8x10x13</b>	<b>8x10x17</b>	<b>8x10x16</b>
3-00-D	Shaft	1	420 SS	P6014860	P6014860	P6015901	P6015901
3-01-D	Coupling Key (Pump End)	1	Steel	P6019831	P6019831	P6019831	P6019831
3-02-D	Impeller Key(s)	-	Steel	P6010074	P6010074	P6010074	P6010074
3-10-D	Stuffing Box	2	Cast Iron	P6015308	P6015308	P6015306	P6015306
3-11-D	Pin (Stuffing Box)	2	Stainless Steel	P6010071	P6010071	P6010071	P6010071
3-12-D	O-Ring (Stuffing Box)	4	FKM	P6010220	P6010220	P6010220	P6010220
3-13-D	Plug (Stuffing Box)	2	Steel	P6010071	P6010071	P6010071	P6010071
3-14-D	Seal Gland	2	Steel	P6015346	P6015346	P6015346	P6015346
3-15-D	O-Ring (Seal Gland)	2	FKM	P6015394	P6015394	P6015394	P6015394
3-16-D	Bolt (Seal Gland)	8	Steel	P6015402	P6015402	P6015402	P6015402
3-17-D	Washer (Seal Gland)	8	Steel	P6010027	P6010027	P6010027	P6010027
3-18-D	Shaft Guard	2	304 SS	P6015415	P6015415	P6015415	P6015415
3-19-D	Bolt (Shaft Guard)	4	Steel	P6010677	P6010677	P6010677	P6010677
3-20-D	MR4 Mechanical Seal <sup>▼</sup>	2	C/SiC/EPDM	P6000050	P6000050	P6000050	P6000050
3-20-D	MR3 Mechanical Seal <sup>▼</sup>	2	C/SiC/EPDM	P6000030	P6000030	P6000030	P6000030
3-21-D	Drive Ring	1	304 SS	P6000090	P6000090	P6000090	P6000090
3-22-D	Snap Ring (Impeller)	1	304 SS	P6010037	P6010037	P6010037	P6010037
<b>Cartridge Seal – Optional Construction</b>							
3-00-G	Shaft	1	420 SS	P6014860	P6014860	P6015901	P6015901
3-01-G	Coupling Key (Pump End)	1	Steel	P6019831	P6019831	P6019831	P6019831
3-02-G	Impeller Key(s)	-	Steel	P6010074	P6010074	P6010074	P6010074
3-10-G	Stuffing Box	2	Cast Iron	P6015308	P6015308	P6015306	P6015306
3-11-G	Pin (Stuffing Box)	2	Stainless Steel	P6010071	P6010071	P6010071	P6010071
3-12-G	O-Ring (Stuffing Box)	4	FKM	P6010220	P6010220	P6010220	P6010220
3-13-G	Plug (Stuffing Box)	2	Steel	P6010071	P6010071	P6010071	P6010071
3-16-G	Bolt (Cartridge Seal)	8	Steel	P6015403	P6015403	P6015403	P6015403
3-17-G	Washer (Cartridge Seal)	8	Steel	P6010027	P6010027	P6010027	P6010027
3-18-G	Shaft Guard	2	304 SS	P6015415	P6015415	P6015415	P6015415
3-19-G	Bolt (Shaft Guard)	4	Steel	P6010677	P6010677	P6010677	P6010677
3-20-G	MR6 Cartridge Seal	2	C/SiC/EDPM	P6000070	P6000070	P6000070	P6000070
3-22-G	Snap Ring (Impeller)	1	304 SS	P6010037	P6010037	P6010037	P6010037

▼MR4 is standard unless listed as not available or if pump working pressure exceeds 175 psi. MR3 is standard for working pressures above 175 psi.

## e-XC Single Stage, Double Suction Centrifugal Pumps

8x10x21	8x10x26	No.	53	54	55	56
		e-XC Pump Model	<b>8x10x21</b>	<b>8x10x20</b>	<b>8x10x26</b>	<b>8x10x25</b>
8x10x20	8x10x25	Shaft Group	65	65	75	75
		Pump Code	200530	200505	200655	200625

### Common Parts – Standard Construction

Cat No.	Description	Qty.	Standard Material	Part Numbers			
1-00	Casing Asm. (Std. Drilling) ▲	1	Cast Iron (Class 30)	N/A	N/A	N/A	N/A
1-00	Casing Asm. (Std. Drilling) ▲	1	Ductile Iron (65-45-12)	P6012749	P6012749	P6013469	P6013469
1-01	Bite-Type Fitting	2	304 SS	P6010421	P6010421	P6010421	P6010421
1-02	Ball Valve	2	304 SS	P6010675	P6010675	P6010675	P6010675
1-03	Four Arm Tube	1	304 SS	P6015607	P6015607	P6015607	P6015607
1-04	Plug (Upper Casing)	1	Steel	P6010069	P6010069	P6010069	P6010069
1-05	Flush Pipe	-	304 SS	P6017962	P6017962	P6017962	P6017962
1-06	Casing Bolt (Large)	4	Steel	P6017946	P6017946	P6017948	P6017948
1-07	Washer (Large)	4	Steel	P6010259	P6010259	P6010026	P6010026
1-08	Casing Bolt (Small)	-	Steel	P6010994	P6010994	P6010257	P6010257
1-09	Washer (Small)	-	Steel	P6010259	P6010259	P6010026	P6010026
1-10	Tapered Pin	2	Steel	P6010222	P6010222	P6010031	P6010031
1-11	Nut (Tapered Pin)	2	Steel	P6010013	P6010013	P6010013	P6010013
1-12	Suction Gasket	1	Aramid Fiber	P6012688	P6012688	P6013146	P6013146
1-13	Discharge Gasket	1	Aramid Fiber	P6012689	P6012689	P6013147	P6013147
1-14	Plug (Lower Casing)	10	Steel	P6010069	P6010069	P6010069	P6010069
1-15	Jacking Screw	2	Steel	P6010003	P6010003	P6010004	P6010004
2-00	Bearing Housing	2	Cast Iron	P6014977	P6014977	P6014981	P6014981
2-01	Bolt (Brg. Hsg.)	8	Steel	P6010008	P6010008	P6010008	P6010008
2-02	Washer (Brg. Hsg.)	8	Steel	P6010027	P6010027	P6010027	P6010027
2-03	Jacking Screw (Brg. Hsg.)	4	Steel	P6010001	P6010001	P6010001	P6010001
2-04	Eyebolt (Brg. Hsg.)	4	Steel	P6015405	P6015405	P6015405	P6015405
2-05	Drain Plug (Brg. Hsg.)	2	Steel	P6010071	P6010071	P6010071	P6010071
2-06	Side Plug (Large - Brg. Hsg.)	4	Steel	P6010069	P6010069	P6010069	P6010069
2-07	Side Plug (Small - Brg. Hsg.)	4	Steel	P6010066	P6010066	P6010066	P6010066
2-08	Grease Cup (Brg. Hsg.)	2	H62 Brass	P6010235	P6010235	P6010235	P6010235
2-09	Breather Vent (Brg. Hsg.)	2	Steel	P6015418	P6015418	P6015418	P6015418
2-10	Vibration Sensor Plug (Brg. Hsg.)	6	Steel	P6010067	P6010067	P6010067	P6010067
2-11	Temp. Sensor Plug (Brg. Hsg.)	4	Steel	P6010066	P6010066	P6010066	P6010066
2-12	Bearing Gland (Outboard)	1	Steel Plate	P6015266	P6015266	P6015272	P6015272
2-13	Bearing Gland (Outboard-Inner)	1	Cast Iron	P6015263	P6015263	P6015269	P6015269
2-14	Bearing Gland (Inboard-Inner)	1	Steel Plate	P6015264	P6015264	P6015270	P6015270
2-15	Bearing Gland (Inboard)	1	Steel Plate	P6015265	P6015265	P6015271	P6015271
2-16	Gasket (Bearing Gland)	4	Aramid Fiber	P6010146	P6010146	P6010906	P6010906
2-17	Bolt (Brg. Gland)	16	Steel	P6010007	P6010007	P6010007	P6010007
2-18	Washer (Brg. Gland)	16	Steel	P6010025	P6010025	P6010025	P6010025
2-19	Labyrinth Seal (Inner)	2	Cast Iron	P6015267	P6015267	P6015273	P6015273
2-20	Labyrinth Seal (Inboard)	1	Cast Iron	P6015268	P6015268	P6015274	P6015274
2-21	Set Screw (Lab. Seal)	15	Stainless Steel	P6010006	P6010006	P6010006	P6010006
2-22	O-ring (Lab. Seal Inner)	2	FKM	P6015396	P6015396	P6015423	P6015423
2-23	O-Ring (Lab. Seal Inboard)	1	FKM	P6015397	P6015397	P6015429	P6015429
2-24	Bearing	2	Steel	P6010145	P6010145	P6010879	P6010879
2-25	Shoulder Ring (Outb. Brg.)	1	Steel	P6010045	P6010045	P6010896	P6010896
2-26	Tab Washer (Outb. Brg.)	1	Steel	P6010034	P6010034	P6010895	P6010895
2-27	Locknut (Outb. Brg.)	1	Steel	P6010041	P6010041	P6010894	P6010894

### Std. Impeller Assembly

4-00	Impeller & Imp. WR Asm.	1	304 SS	P6012712	P6012721	P6013280	P6013289
4-01	Impeller (Machined For WR)	1	304 SS	P6012700	P6012709	P6013120	P6013129
4-02	Wear Ring (Impeller)	2	304 SS	P6010168	P6010168	P6010124	P6010124
4-03	Set Screw (Imp. WR)	6	Stainless Steel	P6010006	P6010006	P6010006	P6010006
4-04	Wear Ring (Casing)	2	C90300 Bronze	P6010166	P6010166	P6010122	P6010122
4-05	O-Ring (CWR)	4	FKM	P6019580	P6019580	P6019581	P6019581
4-06	Pin (CWR)	4	Stainless Steel	P6019597	P6019597	P6019597	P6019597

▲ Cast iron casing with ANSI 125# drilling is standard for working pressures below 175 psi unless listed as not available.

◀ Ductile iron casing with ANSI 250# drilling is standard for working pressures above 175 psi.



**Dry Shaft Design (Seal on Sleeve) – Standard Construction**

<b>Mechanical Seal – Standard Construction</b>		<b>Qty.</b>	<b>Standard Material</b>	<b>8x10x21</b>	<b>8x10x20</b>	<b>8x10x26</b>	<b>8x10x25</b>
3-00-C	Shaft	1	5140 Steel	P6019821	P6019821	P6019826	P6019826
3-01-C	Coupling Key (Pump End)	1	Steel	P6019832	P6019832	P6019833	P6019833
3-02-C	Impeller Key(s)	-	Steel	P6010414	P6010414	P6014692	P6014692
3-03-C	Shaft Sleeve	2	304 SS	P6019808	P6019808	P6019809	P6019809
3-04-C	Impeller Hub Sleeve	2	304 SS	P6014929	P6014929	P6016210	P6016210
3-05-C	Sleeve Nut	2	304 SS	P6014955	P6014955	P6014958	P6014958
3-06-C	O-ring (Shaft Sleeve)	2	FKM	P6010416	P6010416	P6010404	P6010404
3-07-C	Gasket (Imp. Hub Sleeve)	2	PTFE	P6010415	P6010415	P6015426	P6015426
3-08-C	Tab Washer (Sleeve Nut)	2	304 SS	P6014941	P6014941	P6014942	P6014942
3-09-C	Heterotype Key (Sleeve Nut)	2	304 SS	P6015375	P6015375	P6015375	P6015375
3-10-C	Stuffing Box	2	Cast Iron	P6019715	P6019715	P6019707	P6019707
3-11-C	Pin (Stuffing Box)	2	Stainless Steel	P6019597	P6019597	P6019597	P6019597
3-12-C	O-Ring (Stuffing Box)	4	FKM	P6010057	P6010057	P6010897	P6010897
3-13-C	Plug (Stuffing Box)	2	Steel	P6010071	P6010071	P6010071	P6010071
3-14-C	Seal Gland	2	Steel	P6019711	P6019711	P6019703	P6019703
3-15-C	O-Ring (Seal Gland)	2	FKM	P6015395	P6015395	P6015422	P6015422
3-16-C	Bolt (Seal Gland)	8	Steel	P6015402	P6015402	P6015402	P6015402
3-17-C	Washer (Seal Gland)	8	Steel	P6010027	P6010027	P6010027	P6010027
3-18-C	Shaft Guard	2	304 SS	P6015416	P6015416	P6015427	P6015427
3-19-C	Bolt (Shaft Guard)	4	Steel	P6010677	P6010677	P6010677	P6010677
3-20-C	MR4 Mechanical Seal	2	C/SiC/EPDM	P6000053	P6000053	P6000054	P6000054
3-20-C	MR3 Mechanical Seal	2	C/SiC/EPDM	P6000033	P6000033	P6000034	P6000034
3-21-C	Drive Ring (Includes Set Screws)	2	304 SS	P6019657	P6019657	P6019658	P6019658
<b>Cartridge Seal – Optional Construction</b>							
3-00-F	Shaft	1	5140 Steel	P6019821	P6019821	P6019826	P6019826
3-01-F	Coupling Key (Pump End)	1	Steel	P6019832	P6019832	P6019833	P6019833
3-02-F	Impeller Key(s)	-	Steel	P6010414	P6010414	P6014692	P6014692
3-03-F	Shaft Sleeve	2	304 SS	P6019808	P6019808	P6019809	P6019809
3-04-F	Impeller Hub Sleeve	2	304 SS	P6014929	P6014929	P6016210	P6016210
3-05-F	Sleeve Nut	2	304 SS	P6014955	P6014955	P6014958	P6014958
3-06-F	O-ring (Shaft Sleeve)	2	FKM	P6010416	P6010416	P6010404	P6010404
3-07-F	Gasket (Imp. Hub Sleeve)	2	PTFE	P6010415	P6010415	P6015426	P6015426
3-08-F	Tab Washer (Sleeve Nut)	2	304 SS	P6014941	P6014941	P6014942	P6014942
3-09-F	Heterotype Key (Sleeve Nut)	2	304 SS	P6015375	P6015375	P6015375	P6015375
3-10-F	Stuffing Box	2	Cast Iron	P6019719	P6019719	P6019709	P6019709
3-11-F	Pin (Stuffing Box)	2	Stainless Steel	P6010071	P6010071	P6010071	P6010071
3-12-F	O-Ring (Stuffing Box)	4	FKM	P6010057	P6010057	P6010897	P6010897
3-16-F	Bolt (Cartridge Seal)	8	Steel	P6015403	P6015403	P6015403	P6015403
3-17-F	Washer (Cartridge Seal)	8	Steel	P6010027	P6010027	P6010027	P6010027
3-18-F	Shaft Guard	2	304 SS	P6020422	P6020422	P6020425	P6020425
3-19-F	Bolt (Shaft Guard)	4	Steel	P6010677	P6010677	P6010677	P6010677
3-20-F	MR8 Cartridge Seal	2	C/SiC/EPDM	P6000251	P6000251	P6000252	P6000252
<b>Packing – Optional Construction</b>							
3-00-P	Shaft	1	5140 Steel	P6014863	P6014863	P6016266	P6016266
3-01-P	Coupling Key (Pump End)	1	Steel	P6019832	P6019832	P6019833	P6019833
3-02-P	Impeller Key(s)	-	Steel	P6010414	P6010414	P6014692	P6014692
3-03-P	Shaft Sleeve	2	304 SS	P6014908	P6014908	P6014911	P6014911
3-04-P	Impeller Hub Sleeve	2	304 SS	P6014929	P6014929	P6016210	P6016210
3-05-P	Sleeve Nut	2	304 SS	P6014955	P6014955	P6014958	P6014958
3-06-P	O-ring (Shaft Sleeve)	2	FKM	P6010416	P6010416	P6010404	P6010404
3-07-P	Gasket (Imp. Hub Sleeve)	2	PTFE	P6010415	P6010415	P6015426	P6015426
3-08-P	Tab Washer (Sleeve Nut)	2	304 SS	P6014941	P6014941	P6014942	P6014942
3-09-P	Heterotype Key (Sleeve Nut)	2	304 SS	P6015375	P6015375	P6015375	P6015375
3-10-P	Stuffing Box	2	Cast Iron	P6015312	P6015312	P6015316	P6015316
3-11-P	Pin (Stuffing Box)	2	Stainless Steel	P6010071	P6010071	P6010071	P6010071
3-12-P	O-Ring (Stuffing Box)	4	FKM	P6010057	P6010057	P6010897	P6010897
3-14-P	Half Packing Gland	4	Cast Iron	P6015370	P6015370	P6015371	P6015371
3-16-P	Stud (Packing Gland)	4	Stainless Steel	P6015407	P6015407	P6015407	P6015407
3-17-P	Nut (Packing Gland)	4	Stainless Steel	P6015409	P6015409	P6015409	P6015409
3-18-P	Shaft Guard	2	304 SS	P6018037	P6018037	P6018038	P6018038
3-19-P	Bolt (Shaft Guard)	4	Steel	P6010677	P6010677	P6010677	P6010677
3-20-P	Packing Ring	-	608D PTFE Graphite	P6016553	P6016553	P6016554	P6016554
3-21-P	Lantern Ring	2	PTFE	P6016563	P6016563	P6016564	P6016564

▼MR4 is standard unless listed as not available or if pump working pressure exceeds 175 psi. MR3 is standard for working pressures above 175 psi.

►Drive ring only required for MR4 mechanical seals.

**Wet Shaft Design (Seal on Shaft) – Optional Construction**

<b>Mechanical Seal – Optional Construction</b>		<b>Qty.</b>	<b>Standard Material</b>	<b>8x10x21</b>	<b>8x10x20</b>	<b>8x10x26</b>	<b>8x10x25</b>
3-00-D	Shaft	1	420 SS	P6014866	P6014866	P6016268	P6016268
3-01-D	Coupling Key (Pump End)	1	Steel	P6019832	P6019832	P6019833	P6019833
3-02-D	Impeller Key(s)	-	Steel	P6010905	P6010905	P6010901	P6010901
3-10-D	Stuffing Box	2	Cast Iron	P6015312	P6015312	P6015316	P6015316
3-11-D	Pin (Stuffing Box)	2	Stainless Steel	P6010071	P6010071	P6010071	P6010071
3-12-D	O-Ring (Stuffing Box)	4	FKM	P6010057	P6010057	P6010897	P6010897
3-13-D	Plug (Stuffing Box)	2	Steel	P6010071	P6010071	P6010071	P6010071
3-14-D	Seal Gland	2	Steel	P6015348	P6015348	P6015350	P6015350
3-15-D	O-Ring (Seal Gland)	2	FKM	P6015395	P6015395	P6015422	P6015422
3-16-D	Bolt (Seal Gland)	8	Steel	P6015402	P6015402	P6015402	P6015402
3-17-D	Washer (Seal Gland)	8	Steel	P6010027	P6010027	P6010027	P6010027
3-18-D	Shaft Guard	2	304 SS	P6015416	P6015416	P6015427	P6015427
3-19-D	Bolt (Shaft Guard)	4	Steel	P6010677	P6010677	P6010677	P6010677
3-20-D	MR4 Mechanical Seal <sup>▼</sup>	2	C/SiC/EPDM	P6000051	P6000051	P6000052	P6000052
3-20-D	MR3 Mechanical Seal <sup>▼</sup>	2	C/SiC/EPDM	P6000031	P6000031	P6000032	P6000032
3-21-D	Drive Ring	1	304 SS	P6000091	P6000091	P6000092	P6000092
3-22-D	Snap Ring (Impeller)	1	304 SS	P6010038	P6010038	P6010900	P6010900
<b>Cartridge Seal – Optional Construction</b>							
3-00-G	Shaft	1	420 SS	P6014866	P6014866	P6016268	P6016268
3-01-G	Coupling Key (Pump End)	1	Steel	P6019832	P6019832	P6019833	P6019833
3-02-G	Impeller Key(s)	-	Steel	P6010905	P6010905	P6010901	P6010901
3-10-G	Stuffing Box	2	Cast Iron	P6015312	P6015312	P6015316	P6015316
3-11-G	Pin (Stuffing Box)	2	Stainless Steel	P6010071	P6010071	P6010071	P6010071
3-12-G	O-Ring (Stuffing Box)	4	FKM	P6010057	P6010057	P6010897	P6010897
3-13-G	Plug (Stuffing Box)	2	Steel	P6010071	P6010071	P6010071	P6010071
3-16-G	Bolt (Cartridge Seal)	8	Steel	P6015403	P6015403	P6015403	P6015403
3-17-G	Washer (Cartridge Seal)	8	Steel	P6010027	P6010027	P6010027	P6010027
3-18-G	Shaft Guard	2	304 SS	P6015416	P6015416	P6015427	P6015427
3-19-G	Bolt (Shaft Guard)	4	Steel	P6010677	P6010677	P6010677	P6010677
3-20-G	MR6 Cartridge Seal	2	C/SiC/EDPM	P6000071	P6000071	P6000072	P6000072
3-22-G	Snap Ring (Impeller)	1	304 SS	P6010038	P6010038	P6010900	P6010900

▼MR4 is standard unless listed as not available or if pump working pressure exceeds 175 psi. MR3 is standard for working pressures above 175 psi.

## e-XC Single Stage, Double Suction Centrifugal Pumps

10x10x8	10x12x15.5	No.	57	58	59	60
		e-XC Pump Model	<b>10x10x8</b>	<b>10x10x7.5</b>	<b>10x12x15.5</b>	<b>10x12x14.5</b>
10x10x7.5	10x12x14.5	Shaft Group	35	35	65	65
		Pump Code	250200	250190	250390	250370

### Common Parts – Standard Construction

Cat No.	Description	Qty.	Standard Material	Part Numbers			
1-00	Casing Asm. (Std. Drilling) ▲	1	Cast Iron (Class 30)	P6013476	P6013476	P6011019	P6011019
1-00	Casing Asm. (Std. Drilling) ▲	1	Ductile Iron (65-45-12)	P6013477	P6013477	P6011020	P6011020
1-01	Bite-Type Fitting	2	304 SS	P6010421	P6010421	P6010421	P6010421
1-02	Ball Valve	2	304 SS	P6010675	P6010675	P6010675	P6010675
1-03	Four Arm Tube	1	304 SS	P6015607	P6015607	P6015607	P6015607
1-04	Plug (Upper Casing)	1	Steel	P6010069	P6010069	P6010069	P6010069
1-05	Flush Pipe	-	304 SS	P6017962	P6017962	P6017962	P6017962
1-06	Casing Bolt (Large)	4	Steel	P6010257	P6010257	P6010257	P6010257
1-07	Washer (Large)	4	Steel	P6010026	P6010026	P6010026	P6010026
1-08	Casing Bolt (Small)	-	Steel	P6010017	P6010017	P6010017	P6010017
1-09	Washer (Small)	-	Steel	P6010026	P6010026	P6010026	P6010026
1-10	Tapered Pin	2	Steel	P6010030	P6010030	P6010030	P6010030
1-11	Nut (Tapered Pin)	2	Steel	P6010012	P6010012	P6010012	P6010012
1-12	Suction Gasket	1	Aramid Fiber	P6013344	P6013344	P6010081	P6010081
1-13	Discharge Gasket	1	Aramid Fiber	P6013345	P6013345	P6010998	P6010998
1-14	Plug (Lower Casing)	10	Steel	P6010069	P6010069	P6010069	P6010069
1-15	Jacking Screw	2	Steel	P6010002	P6010002	P6010002	P6010002
2-00	Bearing Housing	2	Cast Iron	P6014971	P6014971	P6014977	P6014977
2-01	Bolt (Brg. Hsg.)	8	Steel	P6010007	P6010007	P6010008	P6010008
2-02	Washer (Brg. Hsg.)	8	Steel	P6010025	P6010025	P6010027	P6010027
2-03	Jacking Screw (Brg. Hsg.)	4	Steel	P6010265	P6010265	P6010001	P6010001
2-04	Eyebolt (Brg. Hsg.)	4	Steel	P6015404	P6015404	P6015405	P6015405
2-05	Drain Plug (Brg. Hsg.)	2	Steel	P6010071	P6010071	P6010071	P6010071
2-06	Side Plug (Large - Brg. Hsg.)	4	Steel	P6010069	P6010069	P6010069	P6010069
2-07	Side Plug (Small - Brg. Hsg.)	4	Steel	P6010066	P6010066	P6010066	P6010066
2-08	Grease Cup (Brg. Hsg.)	2	H62 Brass	P6010235	P6010235	P6010235	P6010235
2-09	Breather Vent (Brg. Hsg.)	2	Steel	P6015418	P6015418	P6015418	P6015418
2-10	Vibration Sensor Plug (Brg. Hsg.)	6	Steel	P6010067	P6010067	P6010067	P6010067
2-11	Temp. Sensor Plug (Brg. Hsg.)	4	Steel	P6010066	P6010066	P6010066	P6010066
2-12	Bearing Gland (Outboard)	1	Steel Plate	P6015254	P6015254	P6015266	P6015266
2-13	Bearing Gland (Outboard-Inner)	1	Cast Iron	P6015251	P6015251	P6015263	P6015263
2-14	Bearing Gland (Inboard-Inner)	1	Steel Plate	P6015252	P6015252	P6015264	P6015264
2-15	Bearing Gland (Inboard)	1	Steel Plate	P6015253	P6015253	P6015265	P6015265
2-16	Gasket (Bearing Gland)	4	Aramid Fiber	P6010990	P6010990	P6010146	P6010146
2-17	Bolt (Brg. Gland)	16	Steel	P6010240	P6010240	P6010007	P6010007
2-18	Washer (Brg. Gland)	16	Steel	P6010239	P6010239	P6010025	P6010025
2-19	Labyrinth Seal (Inner)	2	Cast Iron	P6015255	P6015255	P6015267	P6015267
2-20	Labyrinth Seal (Inboard)	1	Cast Iron	P6015256	P6015256	P6015268	P6015268
2-21	Set Screw (Lab. Seal)	15	Stainless Steel	P6010006	P6010006	P6010006	P6010006
2-22	O-ring (Lab. Seal Inner)	2	FKM	P6015387	P6015387	P6015396	P6015396
2-23	O-Ring (Lab. Seal Inboard)	1	FKM	P6015388	P6015388	P6015397	P6015397
2-24	Bearing	2	Steel	P6010989	P6010989	P6010145	P6010145
2-25	Shoulder Ring (Outb. Brg.)	1	Steel	P6010982	P6010982	P6010045	P6010045
2-26	Tab Washer (Outb. Brg.)	1	Steel	P6010981	P6010981	P6010034	P6010034
2-27	Locknut (Outb. Brg.)	1	Steel	P6010980	P6010980	P6010041	P6010041

### Std. Impeller Assembly

4-00	Impeller & Imp. WR Asm.	1	304 SS	P6013573	P6013582	P6010214	P6010746
4-01	Impeller (Machined For WR)	1	304 SS	P6013376	P6013385	P6010109	P6010112
4-02	Wear Ring (Impeller)	2	304 SS	P6010376	P6010376	P6010108	P6010108
4-03	Set Screw (Imp. WR)	6	Stainless Steel	P6010006	P6010006	P6010006	P6010006
4-04	Wear Ring (Casing)	2	C90300 Bronze	P6010371	P6010371	P6010106	P6010106
4-05	O-Ring (CWR)	4	FKM	P6019573	P6019573	P6019582	P6019582
4-06	Pin (CWR)	4	Stainless Steel	P6019596	P6019596	P6019597	P6019597

▲ Cast iron casing with ANSI 125# drilling is standard for working pressures below 175 psi unless listed as not available.

◀ Ductile iron casing with ANSI 250# drilling is standard for working pressures above 175 psi.

**Dry Shaft Design (Seal on Sleeve) – Standard Construction**

<b>Mechanical Seal – Standard Construction</b>		<b>Qty.</b>	<b>Standard Material</b>	<b>10x10x8</b>	<b>10x10x7.5</b>	<b>10x12x15.5</b>	<b>10x12x14.5</b>
3-00-C	Shaft	1	5140 Steel	P6019811	P6019811	P6019822	P6019822
3-01-C	Coupling Key (Pump End)	1	Steel	P6019830	P6019830	P6019832	P6019832
3-02-C	Impeller Key(s)	-	Steel	P6015860	P6015860	P6010414	P6010414
3-03-C	Shaft Sleeve	2	304 SS	P6019740	P6019740	P6019808	P6019808
3-04-C	Impeller Hub Sleeve	2	304 SS	P6015943	P6015943	P6015961	P6015961
3-05-C	Sleeve Nut	2	304 SS	P6014946	P6014946	P6014955	P6014955
3-06-C	O-ring (Shaft Sleeve)	2	FKM	P6015383	P6015383	P6010416	P6010416
3-07-C	Gasket (Imp. Hub Sleeve)	2	PTFE	P6015419	P6015419	P6010415	P6010415
3-08-C	Tab Washer (Sleeve Nut)	2	304 SS	P6014938	P6014938	P6014941	P6014941
3-09-C	Heterotype Key (Sleeve Nut)	2	304 SS	P6015375	P6015375	P6015375	P6015375
3-10-C	Stuffing Box	2	Cast Iron	P6019666	P6019666	P6019715	P6019715
3-11-C	Pin (Stuffing Box)	2	Stainless Steel	P6019596	P6019596	P6019597	P6019597
3-12-C	O-Ring (Stuffing Box)	4	FKM	P6010983	P6010983	P6010057	P6010057
3-13-C	Plug (Stuffing Box)	2	Steel	P6010071	P6010071	P6010071	P6010071
3-14-C	Seal Gland	2	Steel	P6019671	P6019671	P6019711	P6019711
3-15-C	O-Ring (Seal Gland)	2	FKM	P6015385	P6015385	P6015395	P6015395
3-16-C	Bolt (Seal Gland)	8	Steel	P6015400	P6015400	P6015402	P6015402
3-17-C	Washer (Seal Gland)	8	Steel	P6010025	P6010025	P6010027	P6010027
3-18-C	Shaft Guard	2	304 SS	P6015414	P6015414	P6015416	P6015416
3-19-C	Bolt (Shaft Guard)	4	Steel	P6019053	P6019053	P6010677	P6010677
3-20-C	MR4 Mechanical Seal	2	C/SiC/EPDM	P6000050	P6000050	P6000053	P6000053
3-20-C	MR3 Mechanical Seal	2	C/SiC/EPDM	P6000030	P6000030	P6000033	P6000033
3-21-C	Drive Ring (Includes Set Screws)	2	304 SS	P6019652	P6019652	P6019657	P6019657
<b>Cartridge Seal – Optional Construction</b>							
3-00-F	Shaft	1	5140 Steel	P6019811	P6019811	P6019822	P6019822
3-01-F	Coupling Key (Pump End)	1	Steel	P6019830	P6019830	P6019832	P6019832
3-02-F	Impeller Key(s)	-	Steel	P6015860	P6015860	P6010414	P6010414
3-03-F	Shaft Sleeve	2	304 SS	P6019740	P6019740	P6019808	P6019808
3-04-F	Impeller Hub Sleeve	2	304 SS	P6015943	P6015943	P6015961	P6015961
3-05-F	Sleeve Nut	2	304 SS	P6014946	P6014946	P6014955	P6014955
3-06-F	O-ring (Shaft Sleeve)	2	FKM	P6015383	P6015383	P6010416	P6010416
3-07-F	Gasket (Imp. Hub Sleeve)	2	PTFE	P6015419	P6015419	P6010415	P6010415
3-08-F	Tab Washer (Sleeve Nut)	2	304 SS	P6014938	P6014938	P6014941	P6014941
3-09-F	Heterotype Key (Sleeve Nut)	2	304 SS	P6015375	P6015375	P6015375	P6015375
3-10-F	Stuffing Box	2	Cast Iron	P6019670	P6019670	P6019719	P6019719
3-11-F	Pin (Stuffing Box)	2	Stainless Steel	P6010071	P6010071	P6010071	P6010071
3-12-F	O-Ring (Stuffing Box)	4	FKM	P6010983	P6010983	P6010057	P6010057
3-16-F	Bolt (Cartridge Seal)	8	Steel	P6018079	P6018079	P6015403	P6015403
3-17-F	Washer (Cartridge Seal)	8	Steel	P6010025	P6010025	P6010027	P6010027
3-18-F	Shaft Guard	2	304 SS	P6019873	P6019873	P6020422	P6020422
3-19-F	Bolt (Shaft Guard)	4	Steel	P6019053	P6019053	P6010677	P6010677
3-20-F	MR8 Cartridge Seal	2	C/SiC/EPDM	P6000248	P6000248	P6000251	P6000251
<b>Packing – Optional Construction</b>							
3-00-P	Shaft	1	5140 Steel	P6015875	P6015875	P6015915	P6015915
3-01-P	Coupling Key (Pump End)	1	Steel	P6019830	P6019830	P6019832	P6019832
3-02-P	Impeller Key(s)	-	Steel	P6015860	P6015860	P6010414	P6010414
3-03-P	Shaft Sleeve	2	304 SS	P6014899	P6014899	P6014908	P6014908
3-04-P	Impeller Hub Sleeve	2	304 SS	P6015943	P6015943	P6015961	P6015961
3-05-P	Sleeve Nut	2	304 SS	P6014946	P6014946	P6014955	P6014955
3-06-P	O-ring (Shaft Sleeve)	2	FKM	P6015383	P6015383	P6010416	P6010416
3-07-P	Gasket (Imp. Hub Sleeve)	2	PTFE	P6015419	P6015419	P6015915	P6015915
3-08-P	Tab Washer (Sleeve Nut)	2	304 SS	P6014938	P6014938	P6014941	P6014941
3-09-P	Heterotype Key (Sleeve Nut)	2	304 SS	P6015375	P6015375	P6015375	P6015375
3-10-P	Stuffing Box	2	Cast Iron	P6015298	P6015298	P6015312	P6015312
3-11-P	Pin (Stuffing Box)	2	Stainless Steel	P6010071	P6010071	P6010071	P6010071
3-12-P	O-Ring (Stuffing Box)	4	FKM	P6010983	P6010983	P6010057	P6010057
3-14-P	Half Packing Gland	4	Cast Iron	P6015367	P6015367	P6015370	P6015370
3-16-P	Stud (Packing Gland)	4	Stainless Steel	P6015406	P6015406	P6015407	P6015407
3-17-P	Nut (Packing Gland)	4	Stainless Steel	P6015408	P6015408	P6015409	P6015409
3-18-P	Shaft Guard	2	304 SS	P6018034	P6018034	P6018037	P6018037
3-19-P	Bolt (Shaft Guard)	4	Steel	P6019053	P6019053	P6010677	P6010677
3-20-P	Packing Ring	-	608D PTFE Graphite	P6016549	P6016549	P6016553	P6016553
3-21-P	Lantern Ring	2	PTFE	P6016560	P6016560	P6016563	P6016563

▼MR4 is standard unless listed as not available or if pump working pressure exceeds 175 psi. MR3 is standard for working pressures above 175 psi.

►Drive ring only required for MR4 mechanical seals.

**Wet Shaft Design (Seal on Shaft) – Optional Construction**

<b>Mechanical Seal – Optional Construction</b>		<b>Qty.</b>	<b>Standard Material</b>	<b>10x10x8</b>	<b>10x10x7.5</b>	<b>10x12x15.5</b>	<b>10x12x14.5</b>
3-00-D	Shaft	1	420 SS	P6015877	P6015877	P6015917	P6015917
3-01-D	Coupling Key (Pump End)	1	Steel	P6019830	P6019830	P6019832	P6019832
3-02-D	Impeller Key(s)	-	Steel	P6013518	P6013518	P6010076	P6010076
3-10-D	Stuffing Box	2	Cast Iron	P6015298	P6015298	P6015312	P6015312
3-11-D	Pin (Stuffing Box)	2	Stainless Steel	P6010071	P6010071	P6010071	P6010071
3-12-D	O-Ring (Stuffing Box)	4	FKM	P6010983	P6010983	P6010057	P6010057
3-13-D	Plug (Stuffing Box)	2	Steel	P6010071	P6010071	P6010071	P6010071
3-14-D	Seal Gland	2	Steel	P6015343	P6015343	P6015348	P6015348
3-15-D	O-Ring (Seal Gland)	2	FKM	P6015385	P6015385	P6015395	P6015395
3-16-D	Bolt (Seal Gland)	8	Steel	P6015400	P6015400	P6015402	P6015402
3-17-D	Washer (Seal Gland)	8	Steel	P6010025	P6010025	P6010027	P6010027
3-18-D	Shaft Guard	2	304 SS	P6015414	P6015414	P6015416	P6015416
3-19-D	Bolt (Shaft Guard)	4	Steel	P6019053	P6019053	P6010677	P6010677
3-20-D	MR4 Mechanical Seal <sup>▼</sup>	2	C/SiC/EPDM	P6000048	P6000048	P6000051	P6000051
3-20-D	MR3 Mechanical Seal <sup>▼</sup>	2	C/SiC/EPDM	P6000028	P6000028	P6000031	P6000031
3-21-D	Drive Ring	1	304 SS	P6000088	P6000088	P6000091	P6000091
3-22-D	Snap Ring (Impeller)	1	304 SS	P6010985	P6010985	P6010038	P6010038
<b>Cartridge Seal – Optional Construction</b>							
3-00-G	Shaft	1	420 SS	P6015877	P6015877	P6015917	P6015917
3-01-G	Coupling Key (Pump End)	1	Steel	P6019830	P6019830	P6019832	P6019832
3-02-G	Impeller Key(s)	-	Steel	P6013518	P6013518	P6010076	P6010076
3-10-G	Stuffing Box	2	Cast Iron	P6015298	P6015298	P6015312	P6015312
3-11-G	Pin (Stuffing Box)	2	Stainless Steel	P6010071	P6010071	P6010071	P6010071
3-12-G	O-Ring (Stuffing Box)	4	FKM	P6010983	P6010983	P6010057	P6010057
3-13-G	Plug (Stuffing Box)	2	Steel	P6010071	P6010071	P6010071	P6010071
3-16-G	Bolt (Cartridge Seal)	8	Steel	P6015401	P6015401	P6015403	P6015403
3-17-G	Washer (Cartridge Seal)	8	Steel	P6010025	P6010025	P6010027	P6010027
3-18-G	Shaft Guard	2	304 SS	P6015414	P6015414	P6015416	P6015416
3-19-G	Bolt (Shaft Guard)	4	Steel	P6019053	P6019053	P6010677	P6010677
3-20-G	MR6 Cartridge Seal	2	C/SiC/EDPM	P6000068	P6000068	P6000071	P6000071
3-22-G	Snap Ring (Impeller)	1	304 SS	P6010985	P6010985	P6010038	P6010038

▼MR4 is standard unless listed as not available or if pump working pressure exceeds 175 psi. MR3 is standard for working pressures above 175 psi.

## e-XC Single Stage, Double Suction Centrifugal Pumps

10x12x19	10x12x24	No.	61	62	63	64
		e-XC Pump Model	<b>10x12x19</b>	<b>10x12x18</b>	<b>10x12x24</b>	<b>10x12x23</b>
10x12x18	10x12x23	Shaft Group	65	65	85	85
		Pump Code	250480	250455	250610	250580

### Common Parts – Standard Construction

Cat No.	Description	Qty.	Standard Material	Part Numbers			
1-00	Casing Asm. (Std. Drilling) <sup>▲</sup>	1	Cast Iron (Class 30)	P6011548	P6011548	N/A	N/A
1-00	Casing Asm. (Std. Drilling) <sup>▲</sup>	1	Ductile Iron (65-45-12)	P6011549	P6011549	P6011294	P6011294
1-01	Bite-Type Fitting	2	304 SS	P6010421	P6010421	P6010421	P6010421
1-02	Ball Valve	2	304 SS	P6010675	P6010675	P6010675	P6010675
1-03	Four Arm Tube	1	304 SS	P6015607	P6015607	P6015607	P6015607
1-04	Plug (Upper Casing)	1	Steel	P6010069	P6010069	P6010069	P6010069
1-05	Flush Pipe	-	304 SS	P6017962	P6017962	P6017962	P6017962
1-06	Casing Bolt (Large)	4	Steel	P6010020	P6010020	P6010024	P6010024
1-07	Washer (Large)	4	Steel	P6010026	P6010026	P6010029	P6010029
1-08	Casing Bolt (Small)	-	Steel	P6010019	P6010019	P6010023	P6010023
1-09	Washer (Small)	-	Steel	P6010026	P6010026	P6010029	P6010029
1-10	Tapered Pin	2	Steel	P6010222	P6010222	P6010031	P6010031
1-11	Nut (Tapered Pin)	2	Steel	P6010013	P6010013	P6010013	P6010013
1-12	Suction Gasket	1	Aramid Fiber	P6011345	P6011345	P6011194	P6011194
1-13	Discharge Gasket	1	Aramid Fiber	P6011346	P6011346	P6011195	P6011195
1-14	Plug (Lower Casing)	10	Steel	P6010069	P6010069	P6010069	P6010069
1-15	Jacking Screw	2	Steel	P6010003	P6010003	P6010004	P6010004
2-00	Bearing Housing	2	Cast Iron	P6014977	P6014977	P6014985	P6014985
2-01	Bolt (Brg. Hsg.)	8	Steel	P6010008	P6010008	P6015771	P6015771
2-02	Washer (Brg. Hsg.)	8	Steel	P6010027	P6010027	P6015770	P6015770
2-03	Jacking Screw (Brg. Hsg.)	4	Steel	P6010001	P6010001	P6010001	P6010001
2-04	Eyebolt (Brg. Hsg.)	4	Steel	P6015405	P6015405	P6015405	P6015405
2-05	Drain Plug (Brg. Hsg.)	2	Steel	P6010071	P6010071	P6010071	P6010071
2-06	Side Plug (Large - Brg. Hsg.)	4	Steel	P6010069	P6010069	P6010069	P6010069
2-07	Side Plug (Small - Brg. Hsg.)	4	Steel	P6010066	P6010066	P6010066	P6010066
2-08	Grease Cup (Brg. Hsg.)	2	H62 Brass	P6010235	P6010235	P6010235	P6010235
2-09	Breather Vent (Brg. Hsg.)	2	Steel	P6015418	P6015418	P6015418	P6015418
2-10	Vibration Sensor Plug (Brg. Hsg.)	6	Steel	P6010067	P6010067	P6010067	P6010067
2-11	Temp. Sensor Plug (Brg. Hsg.)	4	Steel	P6010066	P6010066	P6010066	P6010066
2-12	Bearing Gland (Outboard)	1	Steel Plate	P6015266	P6015266	P6015278	P6015278
2-13	Bearing Gland (Outboard-Inner)	1	Cast Iron	P6015263	P6015263	P6015275	P6015275
2-14	Bearing Gland (Inboard-Inner)	1	Steel Plate	P6015264	P6015264	P6015276	P6015276
2-15	Bearing Gland (Inboard)	1	Steel Plate	P6015265	P6015265	P6015277	P6015277
2-16	Gasket (Bearing Gland)	4	Aramid Fiber	P6010146	P6010146	P6010204	P6010204
2-17	Bolt (Brg. Gland)	16	Steel	P6010007	P6010007	P6010007	P6010007
2-18	Washer (Brg. Gland)	16	Steel	P6010025	P6010025	P6010025	P6010025
2-19	Labyrinth Seal (Inner)	2	Cast Iron	P6015267	P6015267	P6015279	P6015279
2-20	Labyrinth Seal (Inboard)	1	Cast Iron	P6015268	P6015268	P6015280	P6015280
2-21	Set Screw (Lab. Seal)	15	Stainless Steel	P6010006	P6010006	P6010006	P6010006
2-22	O-ring (Lab. Seal Inner)	2	FKM	P6015396	P6015396	P6015789	P6015789
2-23	O-Ring (Lab. Seal Inboard)	1	FKM	P6015397	P6015397	P6015790	P6015790
2-24	Bearing	2	Steel	P6010145	P6010145	P6010203	P6010203
2-25	Shoulder Ring (Outb. Brg.)	1	Steel	P6010045	P6010045	P6010048	P6010048
2-26	Tab Washer (Outb. Brg.)	1	Steel	P6010034	P6010034	P6010035	P6010035
2-27	Locknut (Outb. Brg.)	1	Steel	P6010041	P6010041	P6010042	P6010042

### Std. Impeller Assembly

4-00	Impeller & Imp. WR Asm.	1	304 SS	P6011464	P6011468	P6011243	P6011247
4-01	Impeller (Machined For WR)	1	304 SS	P6011456	P6011462	P6011118	P6011124
4-02	Wear Ring (Impeller)	2	304 SS	P6010108	P6010108	P6011210	P6011210
4-03	Set Screw (Imp. WR)	6	Stainless Steel	P6010006	P6010006	P6010006	P6010006
4-04	Wear Ring (Casing)	2	C90300 Bronze	P6010106	P6010106	P6011206	P6011206
4-05	O-Ring (CWR)	4	FKM	P6019582	P6019582	P6019583	P6019583
4-06	Pin (CWR)	4	Stainless Steel	P6019597	P6019597	P6019597	P6019597

▲ Cast iron casing with ANSI 125# drilling is standard for working pressures below 175 psi unless listed as not available.

◀ Ductile iron casing with ANSI 250# drilling is standard for working pressures above 175 psi.

**Dry Shaft Design (Seal on Sleeve) – Standard Construction**

<b>Mechanical Seal – Standard Construction</b>		<b>Qty.</b>	<b>Standard Material</b>	<b>10x12x19</b>	<b>10x12x18</b>	<b>10x12x24</b>	<b>10x12x23</b>
3-00-C	Shaft	1	5140 Steel	P6019823	P6019823	P6019739	P6019739
3-01-C	Coupling Key (Pump End)	1	Steel	P6019832	P6019832	P6019835	P6019835
3-02-C	Impeller Key(s)	-	Steel	P6010414	P6010414	P6010673	P6010673
3-03-C	Shaft Sleeve	2	304 SS	P6019808	P6019808	P6019735	P6019735
3-04-C	Impeller Hub Sleeve	2	304 SS	P6016204	P6016204	P6015729	P6015729
3-05-C	Sleeve Nut	2	304 SS	P6014955	P6014955	P6014961	P6014961
3-06-C	O-ring (Shaft Sleeve)	2	FKM	P6010416	P6010416	P6015786	P6015786
3-07-C	Gasket (Imp. Hub Sleeve)	2	PTFE	P6010415	P6010415	P6015785	P6015785
3-08-C	Tab Washer (Sleeve Nut)	2	304 SS	P6014941	P6014941	P6014943	P6014943
3-09-C	Heterotype Key (Sleeve Nut)	2	304 SS	P6015375	P6015375	P6015375	P6015375
3-10-C	Stuffing Box	2	Cast Iron	P6019715	P6019715	P6019676	P6019676
3-11-C	Pin (Stuffing Box)	2	Stainless Steel	P6019597	P6019597	P6019597	P6019597
3-12-C	O-Ring (Stuffing Box)	4	FKM	P6010057	P6010057	P6010059	P6010059
3-13-C	Plug (Stuffing Box)	2	Steel	P6010071	P6010071	P6010071	P6010071
3-14-C	Seal Gland	2	Steel	P6019711	P6019711	P6019686	P6019686
3-15-C	O-Ring (Seal Gland)	2	FKM	P6015395	P6015395	P6015833	P6015833
3-16-C	Bolt (Seal Gland)	8	Steel	P6015402	P6015402	P6015402	P6015402
3-17-C	Washer (Seal Gland)	8	Steel	P6010027	P6010027	P6010027	P6010027
3-18-C	Shaft Guard	2	304 SS	P6015416	P6015416	P6015787	P6015787
3-19-C	Bolt (Shaft Guard)	4	Steel	P6010677	P6010677	P6010677	P6010677
3-20-C	MR4 Mechanical Seal ▼	2	C/SiC/EPDM	P6000053	P6000053	N/A	N/A
3-20-C	MR3 Mechanical Seal ▼	2	C/SiC/EPDM	P6000033	P6000033	P6000036	P6000036
3-21-C	Drive Ring (Includes Set Screws) ▶	2	304 SS	P6019657	P6019657	N/A	N/A
<b>Cartridge Seal – Optional Construction</b>							
3-00-F	Shaft	1	5140 Steel	P6019823	P6019823	P6019739	P6019739
3-01-F	Coupling Key (Pump End)	1	Steel	P6019832	P6019832	P6019835	P6019835
3-02-F	Impeller Key(s)	-	Steel	P6010414	P6010414	P6010673	P6010673
3-03-F	Shaft Sleeve	2	304 SS	P6019808	P6019808	P6019735	P6019735
3-04-F	Impeller Hub Sleeve	2	304 SS	P6016204	P6016204	P6015729	P6015729
3-05-F	Sleeve Nut	2	304 SS	P6014955	P6014955	P6014961	P6014961
3-06-F	O-ring (Shaft Sleeve)	2	FKM	P6010416	P6010416	P6015786	P6015786
3-07-F	Gasket (Imp. Hub Sleeve)	2	PTFE	P6010415	P6010415	P6015785	P6015785
3-08-F	Tab Washer (Sleeve Nut)	2	304 SS	P6014941	P6014941	P6014943	P6014943
3-09-F	Heterotype Key (Sleeve Nut)	2	304 SS	P6015375	P6015375	P6015375	P6015375
3-10-F	Stuffing Box	2	Cast Iron	P6019719	P6019719	P6019682	P6019682
3-11-F	Pin (Stuffing Box)	2	Stainless Steel	P6010071	P6010071	P6010071	P6010071
3-12-F	O-Ring (Stuffing Box)	4	FKM	P6010057	P6010057	P6010059	P6010059
3-16-F	Bolt (Cartridge Seal)	8	Steel	P6015403	P6015403	P6015402	P6015402
3-17-F	Washer (Cartridge Seal)	8	Steel	P6010027	P6010027	P6010027	P6010027
3-18-F	Shaft Guard	2	304 SS	P6020422	P6020422	P6019854	P6019854
3-19-F	Bolt (Shaft Guard)	4	Steel	P6010677	P6010677	P6010677	P6010677
3-20-F	MR8 Cartridge Seal	2	C/SiC/EPDM	P6000251	P6000251	P6000253	P6000253
<b>Packing – Optional Construction</b>							
3-00-P	Shaft	1	5140 Steel	P6016250	P6016250	P6015658	P6015658
3-01-P	Coupling Key (Pump End)	1	Steel	P6019832	P6019832	P6019835	P6019835
3-02-P	Impeller Key(s)	-	Steel	P6010414	P6010414	P6010673	P6010673
3-03-P	Shaft Sleeve	2	304 SS	P6014908	P6014908	P6014914	P6014914
3-04-P	Impeller Hub Sleeve	2	304 SS	P6016204	P6016204	P6015729	P6015729
3-05-P	Sleeve Nut	2	304 SS	P6014955	P6014955	P6014961	P6014961
3-06-P	O-ring (Shaft Sleeve)	2	FKM	P6010416	P6010416	P6015786	P6015786
3-07-P	Gasket (Imp. Hub Sleeve)	2	PTFE	P6010415	P6010415	P6015785	P6015785
3-08-P	Tab Washer (Sleeve Nut)	2	304 SS	P6014941	P6014941	P6014943	P6014943
3-09-P	Heterotype Key (Sleeve Nut)	2	304 SS	P6015375	P6015375	P6015375	P6015375
3-10-P	Stuffing Box	2	Cast Iron	P6015312	P6015312	P6015320	P6015320
3-11-P	Pin (Stuffing Box)	2	Stainless Steel	P6010071	P6010071	P6010071	P6010071
3-12-P	O-Ring (Stuffing Box)	4	FKM	P6010057	P6010057	P6010059	P6010059
3-14-P	Half Packing Gland	4	Cast Iron	P6015370	P6015370	P6015372	P6015372
3-16-P	Stud (Packing Gland)	4	Stainless Steel	P6015407	P6015407	P6015407	P6015407
3-17-P	Nut (Packing Gland)	4	Stainless Steel	P6015409	P6015409	P6015409	P6015409
3-18-P	Shaft Guard	2	304 SS	P6018037	P6018037	P6018039	P6018039
3-19-P	Bolt (Shaft Guard)	4	Steel	P6010677	P6010677	P6010677	P6010677
3-20-P	Packing Ring	-	608D PTFE Graphite	P6016553	P6016553	P6016556	P6016556
3-21-P	Lantern Ring	2	PTFE	P6016563	P6016563	P6016565	P6016565

▼MR4 is standard unless listed as not available or if pump working pressure exceeds 175 psi. MR3 is standard for working pressures above 175 psi.

▶Drive ring only required for MR4 mechanical seals.

**Wet Shaft Design (Seal on Shaft) – Optional Construction**

<b>Mechanical Seal – Optional Construction</b>		<b>Qty.</b>	<b>Standard Material</b>	<b>10x12x19</b>	<b>10x12x18</b>	<b>10x12x24</b>	<b>10x12x23</b>
3-00-D	Shaft	1	420 SS	P6016252	P6016252	P6015660	P6015660
3-01-D	Coupling Key (Pump End)	1	Steel	P6019832	P6019832	P6019835	P6019835
3-02-D	Impeller Key(s)	-	Steel	P6010076	P6010076	P6010078	P6010078
3-10-D	Stuffing Box	2	Cast Iron	P6015312	P6015312	P6015320	P6015320
3-11-D	Pin (Stuffing Box)	2	Stainless Steel	P6010071	P6010071	P6010071	P6010071
3-12-D	O-Ring (Stuffing Box)	4	FKM	P6010057	P6010057	P6010059	P6010059
3-13-D	Plug (Stuffing Box)	2	Steel	P6010071	P6010071	P6010071	P6010071
3-14-D	Seal Gland	2	Steel	P6015348	P6015348	P6015352	P6015352
3-15-D	O-Ring (Seal Gland)	2	FKM	P6015395	P6015395	P6015833	P6015833
3-16-D	Bolt (Seal Gland)	8	Steel	P6015402	P6015402	P6015402	P6015402
3-17-D	Washer (Seal Gland)	8	Steel	P6010027	P6010027	P6010027	P6010027
3-18-D	Shaft Guard	2	304 SS	P6015416	P6015416	P6015787	P6015787
3-19-D	Bolt (Shaft Guard)	4	Steel	P6010677	P6010677	P6010677	P6010677
3-20-D	MR4 Mechanical Seal <sup>▼</sup>	2	C/SiC/EPDM	P6000051	P6000051	P6000053	P6000053
3-20-D	MR3 Mechanical Seal <sup>▼</sup>	2	C/SiC/EPDM	P6000031	P6000031	P6000033	P6000033
3-21-D	Drive Ring	1	304 SS	P6000091	P6000091	P6000093	P6000093
3-22-D	Snap Ring (Impeller)	1	304 SS	P6010038	P6010038	P6010039	P6010039
<b>Cartridge Seal – Optional Construction</b>							
3-00-G	Shaft	1	420 SS	P6016252	P6016252	P6015660	P6015660
3-01-G	Coupling Key (Pump End)	1	Steel	P6019832	P6019832	P6019835	P6019835
3-02-G	Impeller Key(s)	-	Steel	P6010076	P6010076	P6010078	P6010078
3-10-G	Stuffing Box	2	Cast Iron	P6015312	P6015312	P6015320	P6015320
3-11-G	Pin (Stuffing Box)	2	Stainless Steel	P6010071	P6010071	P6010071	P6010071
3-12-G	O-Ring (Stuffing Box)	4	FKM	P6010057	P6010057	P6010059	P6010059
3-13-G	Plug (Stuffing Box)	2	Steel	P6010071	P6010071	P6010071	P6010071
3-16-G	Bolt (Cartridge Seal)	8	Steel	P6015403	P6015403	P6015403	P6015403
3-17-G	Washer (Cartridge Seal)	8	Steel	P6010027	P6010027	P6010027	P6010027
3-18-G	Shaft Guard	2	304 SS	P6015416	P6015416	P6015787	P6015787
3-19-G	Bolt (Shaft Guard)	4	Steel	P6010677	P6010677	P6010677	P6010677
3-20-G	MR6 Cartridge Seal	2	C/SiC/EDPM	P6000071	P6000071	P6000073	P6000073
3-22-G	Snap Ring (Impeller)	1	304 SS	P6010038	P6010038	P6010039	P6010039

▼MR4 is standard unless listed as not available or if pump working pressure exceeds 175 psi. MR3 is standard for working pressures above 175 psi.



## e-XC Single Stage, Double Suction Centrifugal Pumps

10x12x30	12x12x9	No.	65	66	67	68
		e-XC Pump Model	<b>10x12x30</b>	<b>10x12x28.5</b>	<b>12x12x9</b>	<b>12x12x8.5</b>
10x12x28.5	12x12x8.5	Shaft Group	85	85	45	45
		Pump Code	250770	250730	300225	300215

### Common Parts – Standard Construction

Cat No.	Description	Qty.	Standard Material	Part Numbers			
1-00	Casing Asm. (Std. Drilling) ▲	1	Cast Iron (Class 30)	N/A	N/A	P6013472	P6013472
1-00	Casing Asm. (Std. Drilling) ▲	1	Ductile Iron (65-45-12)	P6015778	P6015778	P6013473	P6013473
1-01	Bite-Type Fitting	2	304 SS	P6010421	P6010421	P6010421	P6010421
1-02	Ball Valve	2	304 SS	P6010675	P6010675	P6010675	P6010675
1-03	Four Arm Tube	1	304 SS	P6015607	P6015607	P6015607	P6015607
1-04	Plug (Upper Casing)	1	Steel	P6010069	P6010069	P6010069	P6010069
1-05	Flush Pipe	-	304 SS	P6017962	P6017962	P6017962	P6017962
1-06	Casing Bolt (Large)	4	Steel	P6011364	P6011364	P6014514	P6014514
1-07	Washer (Large)	4	Steel	P6010028	P6010028	P6010259	P6010259
1-08	Casing Bolt (Small)	-	Steel	P6010021	P6010021	P6017945	P6017945
1-09	Washer (Small)	-	Steel	P6010028	P6010028	P6010259	P6010259
1-10	Tapered Pin	2	Steel	P6011239	P6011239	P6010030	P6010030
1-11	Nut (Tapered Pin)	2	Steel	P6010013	P6010013	P6010012	P6010012
1-12	Suction Gasket	1	Aramid Fiber	P6015791	P6015791	P6013342	P6013342
1-13	Discharge Gasket	1	Aramid Fiber	P6015792	P6015792	P6013343	P6013343
1-14	Plug (Lower Casing)	10	Steel	P6010069	P6010069	P6010069	P6010069
1-15	Jacking Screw	2	Steel	P6011224	P6011224	P6010002	P6010002
2-00	Bearing Housing	2	Cast Iron	P6014985	P6014985	P6015548	P6015548
2-01	Bolt (Brg. Hsg.)	8	Steel	P6015771	P6015771	P6010007	P6010007
2-02	Washer (Brg. Hsg.)	8	Steel	P6015770	P6015770	P6010025	P6010025
2-03	Jacking Screw (Brg. Hsg.)	4	Steel	P6010001	P6010001	P6010265	P6010265
2-04	Eyebolt (Brg. Hsg.)	4	Steel	P6015405	P6015405	P6015404	P6015404
2-05	Drain Plug (Brg. Hsg.)	2	Steel	P6010071	P6010071	P6010071	P6010071
2-06	Side Plug (Large - Brg. Hsg.)	4	Steel	P6010069	P6010069	P6010069	P6010069
2-07	Side Plug (Small - Brg. Hsg.)	4	Steel	P6010066	P6010066	P6010066	P6010066
2-08	Grease Cup (Brg. Hsg.)	2	H62 Brass	P6010235	P6010235	P6010235	P6010235
2-09	Breather Vent (Brg. Hsg.)	2	Steel	P6015418	P6015418	P6015418	P6015418
2-10	Vibration Sensor Plug (Brg. Hsg.)	6	Steel	P6010067	P6010067	P6010067	P6010067
2-11	Temp. Sensor Plug (Brg. Hsg.)	4	Steel	P6010066	P6010066	P6010066	P6010066
2-12	Bearing Gland (Outboard)	1	Steel Plate	P6015278	P6015278	P6015552	P6015552
2-13	Bearing Gland (Outboard-Inner)	1	Cast Iron	P6015275	P6015275	P6015549	P6015549
2-14	Bearing Gland (Inboard-Inner)	1	Steel Plate	P6015276	P6015276	P6015550	P6015550
2-15	Bearing Gland (Inboard)	1	Steel Plate	P6015277	P6015277	P6015551	P6015551
2-16	Gasket (Bearing Gland)	4	Aramid Fiber	P6010204	P6010204	P6010253	P6010253
2-17	Bolt (Brg. Gland)	16	Steel	P6010007	P6010007	P6010240	P6010240
2-18	Washer (Brg. Gland)	16	Steel	P6010025	P6010025	P6010239	P6010239
2-19	Labyrinth Seal (Inner)	2	Cast Iron	P6015279	P6015279	P6015553	P6015553
2-20	Labyrinth Seal (Inboard)	1	Cast Iron	P6015280	P6015280	P6015554	P6015554
2-21	Set Screw (Lab. Seal)	15	Stainless Steel	P6010006	P6010006	P6010006	P6010006
2-22	O-ring (Lab. Seal Inner)	2	FKM	P6015789	P6015789	P6015750	P6015750
2-23	O-Ring (Lab. Seal Inboard)	1	FKM	P6015790	P6015790	P6015751	P6015751
2-24	Bearing	2	Steel	P6010203	P6010203	P6010252	P6010252
2-25	Shoulder Ring (Outb. Brg.)	1	Steel	P6010048	P6010048	P6010241	P6010241
2-26	Tab Washer (Outb. Brg.)	1	Steel	P6010035	P6010035	P6010238	P6010238
2-27	Locknut (Outb. Brg.)	1	Steel	P6010042	P6010042	P6010237	P6010237
<b>Std. Impeller Assembly</b>							
4-00	Impeller & Imp. WR Asm.	1	304 SS	P6016054	P6016063	P6013591	P6013600
4-01	Impeller (Machined For WR)	1	304 SS	P6015779	P6015782	P6013358	P6013367
4-02	Wear Ring (Impeller)	2	304 SS	P6011210	P6011210	P6012639	P6012639
4-03	Set Screw (Imp. WR)	6	Stainless Steel	P6010006	P6010006	P6010006	P6010006
4-04	Wear Ring (Casing)	2	C90300 Bronze	P6011206	P6011206	P6012638	P6012638
4-05	O-Ring (CWR)	4	FKM	P6019583	P6019583	P6019577	P6019577
4-06	Pin (CWR)	4	Stainless Steel	P6019597	P6019597	P6019596	P6019596

▲ Cast iron casing with ANSI 125# drilling is standard for working pressures below 175 psi unless listed as not available.

◀ Ductile iron casing with ANSI 250# drilling is standard for working pressures above 175 psi.

**Dry Shaft Design (Seal on Sleeve) – Standard Construction**

<b>Mechanical Seal – Standard Construction</b>		<b>Qty.</b>	<b>Standard Material</b>	<b>10x12x30</b>	<b>10x12x28.5</b>	<b>12x12x9</b>	<b>12x12x8.5</b>
3-00-C	Shaft	1	5140 Steel	P6019739	P6019739	P6019815	P6019815
3-01-C	Coupling Key (Pump End)	1	Steel	P6019835	P6019835	P6019834	P6019834
3-02-C	Impeller Key(s)	-	Steel	P6010673	P6010673	P6015981	P6015981
3-03-C	Shaft Sleeve	2	304 SS	P6019735	P6019735	P6019806	P6019806
3-04-C	Impeller Hub Sleeve	2	304 SS	P6015729	P6015729	P6015952	P6015952
3-05-C	Sleeve Nut	2	304 SS	P6014961	P6014961	P6014949	P6014949
3-06-C	O-ring (Shaft Sleeve)	2	FKM	P6015786	P6015786	P6015767	P6015767
3-07-C	Gasket (Imp. Hub Sleeve)	2	PTFE	P6015785	P6015785	P6015747	P6015747
3-08-C	Tab Washer (Sleeve Nut)	2	304 SS	P6014943	P6014943	P6014939	P6014939
3-09-C	Heterotype Key (Sleeve Nut)	2	304 SS	P6015375	P6015375	P6015375	P6015375
3-10-C	Stuffing Box	2	Cast Iron	P6019676	P6019676	P6019640	P6019640
3-11-C	Pin (Stuffing Box)	2	Stainless Steel	P6019597	P6019597	P6019596	P6019596
3-12-C	O-Ring (Stuffing Box)	4	FKM	P6010059	P6010059	P6010243	P6010243
3-13-C	Plug (Stuffing Box)	2	Steel	P6010071	P6010071	P6010071	P6010071
3-14-C	Seal Gland	2	Steel	P6019686	P6019686	P6019672	P6019672
3-15-C	O-Ring (Seal Gland)	2	FKM	P6015833	P6015833	P6015748	P6015748
3-16-C	Bolt (Seal Gland)	8	Steel	P6015402	P6015402	P6015400	P6015400
3-17-C	Washer (Seal Gland)	8	Steel	P6010027	P6010027	P6010025	P6010025
3-18-C	Shaft Guard	2	304 SS	P6015787	P6015787	P6015749	P6015749
3-19-C	Bolt (Shaft Guard)	4	Steel	P6010677	P6010677	P6019053	P6019053
3-20-C	MR4 Mechanical Seal	2	C/SiC/EPDM	N/A	N/A	P6000194	P6000194
3-20-C	MR3 Mechanical Seal	2	C/SiC/EPDM	P6000036	P6000036	P6000182	P6000182
3-21-C	Drive Ring (Includes Set Screws)	2	304 SS	N/A	N/A	P6019653	P6019653
<b>Cartridge Seal – Optional Construction</b>							
3-00-F	Shaft	1	5140 Steel	P6019739	P6019739	P6019815	P6019815
3-01-F	Coupling Key (Pump End)	1	Steel	P6019835	P6019835	P6019834	P6019834
3-02-F	Impeller Key(s)	-	Steel	P6010673	P6010673	P6015981	P6015981
3-03-F	Shaft Sleeve	2	304 SS	P6019735	P6019735	P6019806	P6019806
3-04-F	Impeller Hub Sleeve	2	304 SS	P6015729	P6015729	P6015952	P6015952
3-05-F	Sleeve Nut	2	304 SS	P6014961	P6014961	P6014949	P6014949
3-06-F	O-ring (Shaft Sleeve)	2	FKM	P6015786	P6015786	P6015767	P6015767
3-07-F	Gasket (Imp. Hub Sleeve)	2	PTFE	P6015785	P6015785	P6015747	P6015747
3-08-F	Tab Washer (Sleeve Nut)	2	304 SS	P6014943	P6014943	P6014939	P6014939
3-09-F	Heterotype Key (Sleeve Nut)	2	304 SS	P6015375	P6015375	P6015375	P6015375
3-10-F	Stuffing Box	2	Cast Iron	P6019682	P6019682	P6019646	P6019646
3-11-F	Pin (Stuffing Box)	2	Stainless Steel	P6010071	P6010071	P6010071	P6010071
3-12-F	O-Ring (Stuffing Box)	4	FKM	P6010059	P6010059	P6010243	P6010243
3-16-F	Bolt (Cartridge Seal)	8	Steel	P6015402	P6015402	P6018079	P6018079
3-17-F	Washer (Cartridge Seal)	8	Steel	P6010027	P6010027	P6010025	P6010025
3-18-F	Shaft Guard	2	304 SS	P6019854	P6019854	P6019876	P6019876
3-19-F	Bolt (Shaft Guard)	4	Steel	P6010677	P6010677	P6019053	P6019053
3-20-F	MR8 Cartridge Seal	2	C/SiC/EPDM	P6000253	P6000253	P6000249	P6000249
<b>Packing – Optional Construction</b>							
3-00-P	Shaft	1	5140 Steel	P6015658	P6015658	P6015891	P6015891
3-01-P	Coupling Key (Pump End)	1	Steel	P6019835	P6019835	P6019834	P6019834
3-02-P	Impeller Key(s)	-	Steel	P6010673	P6010673	P6015981	P6015981
3-03-P	Shaft Sleeve	2	304 SS	P6014914	P6014914	P6014902	P6014902
3-04-P	Impeller Hub Sleeve	2	304 SS	P6015729	P6015729	P6015952	P6015952
3-05-P	Sleeve Nut	2	304 SS	P6014961	P6014961	P6014949	P6014949
3-06-P	O-ring (Shaft Sleeve)	2	FKM	P6015786	P6015786	P6015767	P6015767
3-07-P	Gasket (Imp. Hub Sleeve)	2	PTFE	P6015785	P6015785	P6015747	P6015747
3-08-P	Tab Washer (Sleeve Nut)	2	304 SS	P6014943	P6014943	P6014939	P6014939
3-09-P	Heterotype Key (Sleeve Nut)	2	304 SS	P6015375	P6015375	P6015375	P6015375
3-10-P	Stuffing Box	2	Cast Iron	P6015320	P6015320	P6015304	P6015304
3-11-P	Pin (Stuffing Box)	2	Stainless Steel	P6010071	P6010071	P6010071	P6010071
3-12-P	O-Ring (Stuffing Box)	4	FKM	P6010059	P6010059	P6010243	P6010243
3-14-P	Half Packing Gland	4	Cast Iron	P6015372	P6015372	P6015368	P6015368
3-16-P	Stud (Packing Gland)	4	Stainless Steel	P6015407	P6015407	P6015406	P6015406
3-17-P	Nut (Packing Gland)	4	Stainless Steel	P6015409	P6015409	P6015408	P6015408
3-18-P	Shaft Guard	2	304 SS	P6018039	P6018039	P6018035	P6018035
3-19-P	Bolt (Shaft Guard)	4	Steel	P6010677	P6010677	P6019053	P6019053
3-20-P	Packing Ring	-	608D PTFE Graphite	P6016556	P6016556	P6016550	P6016550
3-21-P	Lantern Ring	2	PTFE	P6016565	P6016565	P6016561	P6016561

▼MR4 is standard unless listed as not available or if pump working pressure exceeds 175 psi. MR3 is standard for working pressures above 175 psi.

►Drive ring only required for MR4 mechanical seals.

**Wet Shaft Design (Seal on Shaft) – Optional Construction**

<b>Mechanical Seal – Optional Construction</b>		<b>Qty.</b>	<b>Standard Material</b>	<b>10x12x30</b>	<b>10x12x28.5</b>	<b>12x12x9</b>	<b>12x12x8.5</b>
3-00-D	Shaft	1	420 SS	P6015660	P6015660	P6015893	P6015893
3-01-D	Coupling Key (Pump End)	1	Steel	P6019835	P6019835	P6019834	P6019834
3-02-D	Impeller Key(s)	-	Steel	P6010078	P6010078	P6011326	P6011326
3-10-D	Stuffing Box	2	Cast Iron	P6015320	P6015320	P6015304	P6015304
3-11-D	Pin (Stuffing Box)	2	Stainless Steel	P6010071	P6010071	P6010071	P6010071
3-12-D	O-Ring (Stuffing Box)	4	FKM	P6010059	P6010059	P6010243	P6010243
3-13-D	Plug (Stuffing Box)	2	Steel	P6010071	P6010071	P6010071	P6010071
3-14-D	Seal Gland	2	Steel	P6015352	P6015352	P6015344	P6015344
3-15-D	O-Ring (Seal Gland)	2	FKM	P6015833	P6015833	P6015748	P6015748
3-16-D	Bolt (Seal Gland)	8	Steel	P6015402	P6015402	P6015400	P6015400
3-17-D	Washer (Seal Gland)	8	Steel	P6010027	P6010027	P6010025	P6010025
3-18-D	Shaft Guard	2	304 SS	P6015787	P6015787	P6015749	P6015749
3-19-D	Bolt (Shaft Guard)	4	Steel	P6010677	P6010677	P6019053	P6019053
3-20-D	MR4 Mechanical Seal <sup>▼</sup>	2	C/SiC/EPDM	P6000053	P6000053	P6000049	P6000049
3-20-D	MR3 Mechanical Seal <sup>▼</sup>	2	C/SiC/EPDM	P6000033	P6000033	P6000029	P6000029
3-21-D	Drive Ring	1	304 SS	P6000093	P6000093	P6000089	P6000089
3-22-D	Snap Ring (Impeller)	1	304 SS	P6010039	P6010039	P6010245	P6010245
<b>Cartridge Seal – Optional Construction</b>							
3-00-G	Shaft	1	420 SS	P6015660	P6015660	P6015893	P6015893
3-01-G	Coupling Key (Pump End)	1	Steel	P6019835	P6019835	P6019834	P6019834
3-02-G	Impeller Key(s)	-	Steel	P6010078	P6010078	P6011326	P6011326
3-10-G	Stuffing Box	2	Cast Iron	P6015320	P6015320	P6015304	P6015304
3-11-G	Pin (Stuffing Box)	2	Stainless Steel	P6010071	P6010071	P6010071	P6010071
3-12-G	O-Ring (Stuffing Box)	4	FKM	P6010059	P6010059	P6010243	P6010243
3-13-G	Plug (Stuffing Box)	2	Steel	P6010071	P6010071	P6010071	P6010071
3-16-G	Bolt (Cartridge Seal)	8	Steel	P6015403	P6015403	P6015401	P6015401
3-17-G	Washer (Cartridge Seal)	8	Steel	P6010027	P6010027	P6010025	P6010025
3-18-G	Shaft Guard	2	304 SS	P6015787	P6015787	P6015749	P6015749
3-19-G	Bolt (Shaft Guard)	4	Steel	P6010677	P6010677	P6019053	P6019053
3-20-G	MR6 Cartridge Seal	2	C/SiC/EDPM	P6000073	P6000073	P6000069	P6000069
3-22-G	Snap Ring (Impeller)	1	304 SS	P6010039	P6010039	P6010245	P6010245

▼MR4 is standard unless listed as not available or if pump working pressure exceeds 175 psi. MR3 is standard for working pressures above 175 psi.

## e-XC Single Stage, Double Suction Centrifugal Pumps

12x12x10	12x14x13	No.	69	70	71	72
		e-XC Pump Model	<b>12x12x10</b>	<b>12x12x9.5</b>	<b>12x14x13</b>	<b>12x14x12.5</b>
12x12x9.5	12x14x12.5	Shaft Group	45	45	65	65
		Pump Code	300255	300245	300330	300315

### Common Parts – Standard Construction

Cat No.	Description	Qty.	Standard Material	Part Numbers			
1-00	Casing Asm. (Std. Drilling) ▲	1	Cast Iron (Class 30)	P6011061	P6011061	P6011023	P6011023
1-00	Casing Asm. (Std. Drilling) ▲	1	Ductile Iron (65-45-12)	P6011062	P6011062	P6011024	P6011024
1-01	Bite-Type Fitting	2	304 SS	P6010421	P6010421	P6010421	P6010421
1-02	Ball Valve	2	304 SS	P6010675	P6010675	P6010675	P6010675
1-03	Four Arm Tube	1	304 SS	P6015607	P6015607	P6015607	P6015607
1-04	Plug (Upper Casing)	1	Steel	P6010069	P6010069	P6010069	P6010069
1-05	Flush Pipe	-	304 SS	P6017962	P6017962	P6017962	P6017962
1-06	Casing Bolt (Large)	4	Steel	P6010257	P6010257	P6010020	P6010020
1-07	Washer (Large)	4	Steel	P6010026	P6010026	P6010026	P6010026
1-08	Casing Bolt (Small)	-	Steel	P6010019	P6010019	P6010019	P6010019
1-09	Washer (Small)	-	Steel	P6010026	P6010026	P6010026	P6010026
1-10	Tapered Pin	2	Steel	P6010222	P6010222	P6010222	P6010222
1-11	Nut (Tapered Pin)	2	Steel	P6010013	P6010013	P6010013	P6010013
1-12	Suction Gasket	1	Aramid Fiber	P6010782	P6010782	P6010221	P6010221
1-13	Discharge Gasket	1	Aramid Fiber	P6011011	P6011011	P6010999	P6010999
1-14	Plug (Lower Casing)	10	Steel	P6010069	P6010069	P6010069	P6010069
1-15	Jacking Screw	2	Steel	P6010003	P6010003	P6010003	P6010003
2-00	Bearing Housing	2	Cast Iron	P6015548	P6015548	P6014977	P6014977
2-01	Bolt (Brg. Hsg.)	8	Steel	P6010007	P6010007	P6010008	P6010008
2-02	Washer (Brg. Hsg.)	8	Steel	P6010025	P6010025	P6010027	P6010027
2-03	Jacking Screw (Brg. Hsg.)	4	Steel	P6010265	P6010265	P6010001	P6010001
2-04	Eyebolt (Brg. Hsg.)	4	Steel	P6015404	P6015404	P6015405	P6015405
2-05	Drain Plug (Brg. Hsg.)	2	Steel	P6010071	P6010071	P6010071	P6010071
2-06	Side Plug (Large - Brg. Hsg.)	4	Steel	P6010069	P6010069	P6010069	P6010069
2-07	Side Plug (Small - Brg. Hsg.)	4	Steel	P6010066	P6010066	P6010066	P6010066
2-08	Grease Cup (Brg. Hsg.)	2	H62 Brass	P6010235	P6010235	P6010235	P6010235
2-09	Breather Vent (Brg. Hsg.)	2	Steel	P6015418	P6015418	P6015418	P6015418
2-10	Vibration Sensor Plug (Brg. Hsg.)	6	Steel	P6010067	P6010067	P6010067	P6010067
2-11	Temp. Sensor Plug (Brg. Hsg.)	4	Steel	P6010066	P6010066	P6010066	P6010066
2-12	Bearing Gland (Outboard)	1	Steel Plate	P6015552	P6015552	P6015266	P6015266
2-13	Bearing Gland (Outboard-Inner)	1	Cast Iron	P6015549	P6015549	P6015263	P6015263
2-14	Bearing Gland (Inboard-Inner)	1	Steel Plate	P6015550	P6015550	P6015264	P6015264
2-15	Bearing Gland (Inboard)	1	Steel Plate	P6015551	P6015551	P6015265	P6015265
2-16	Gasket (Bearing Gland)	4	Aramid Fiber	P6010253	P6010253	P6010146	P6010146
2-17	Bolt (Brg. Gland)	16	Steel	P6010240	P6010240	P6010007	P6010007
2-18	Washer (Brg. Gland)	16	Steel	P6010239	P6010239	P6010025	P6010025
2-19	Labyrinth Seal (Inner)	2	Cast Iron	P6015553	P6015553	P6015267	P6015267
2-20	Labyrinth Seal (Inboard)	1	Cast Iron	P6015554	P6015554	P6015268	P6015268
2-21	Set Screw (Lab. Seal)	15	Stainless Steel	P6010006	P6010006	P6010006	P6010006
2-22	O-ring (Lab. Seal Inner)	2	FKM	P6015750	P6015750	P6015396	P6015396
2-23	O-Ring (Lab. Seal Inboard)	1	FKM	P6015751	P6015751	P6015397	P6015397
2-24	Bearing	2	Steel	P6010252	P6010252	P6010145	P6010145
2-25	Shoulder Ring (Outb. Brg.)	1	Steel	P6010241	P6010241	P6010045	P6010045
2-26	Tab Washer (Outb. Brg.)	1	Steel	P6010238	P6010238	P6010034	P6010034
2-27	Locknut (Outb. Brg.)	1	Steel	P6010237	P6010237	P6010041	P6010041

### Std. Impeller Assembly

4-00	Impeller & Imp. WR Asm.	1	304 SS	P6010360	P6010866	P6010215	P6010753
4-01	Impeller (Machined For WR)	1	304 SS	P6010356	P6010359	P6010125	P6010128
4-02	Wear Ring (Impeller)	2	304 SS	P6010379	P6010379	P6010124	P6010124
4-03	Set Screw (Imp. WR)	6	Stainless Steel	P6010006	P6010006	P6010006	P6010006
4-04	Wear Ring (Casing)	2	C90300 Bronze	P6010374	P6010374	P6010122	P6010122
4-05	O-Ring (CWR)	4	FKM	P6019578	P6019578	P6019581	P6019581
4-06	Pin (CWR)	4	Stainless Steel	P6019596	P6019596	P6019597	P6019597

▲ Cast iron casing with ANSI 125# drilling is standard for working pressures below 175 psi unless listed as not available.

◀ Ductile iron casing with ANSI 250# drilling is standard for working pressures above 175 psi.

**Dry Shaft Design (Seal on Sleeve) – Standard Construction**

<b>Mechanical Seal – Standard Construction</b>		<b>Qty.</b>	<b>Standard Material</b>	<b>12x12x10</b>	<b>12x12x9.5</b>	<b>12x14x13</b>	<b>12x14x12.5</b>
3-00-C	Shaft	1	5140 Steel	P6019817	P6019817	P6019822	P6019822
3-01-C	Coupling Key (Pump End)	1	Steel	P6019834	P6019834	P6019832	P6019832
3-02-C	Impeller Key(s)	-	Steel	P6015981	P6015981	P6010414	P6010414
3-03-C	Shaft Sleeve	2	304 SS	P6019806	P6019806	P6019808	P6019808
3-04-C	Impeller Hub Sleeve	2	304 SS	P6016201	P6016201	P6015961	P6015961
3-05-C	Sleeve Nut	2	304 SS	P6014949	P6014949	P6014955	P6014955
3-06-C	O-ring (Shaft Sleeve)	2	FKM	P6015767	P6015767	P6010416	P6010416
3-07-C	Gasket (Imp. Hub Sleeve)	2	PTFE	P6015747	P6015747	P6010415	P6010415
3-08-C	Tab Washer (Sleeve Nut)	2	304 SS	P6014939	P6014939	P6014941	P6014941
3-09-C	Heterotype Key (Sleeve Nut)	2	304 SS	P6015375	P6015375	P6015375	P6015375
3-10-C	Stuffing Box	2	Cast Iron	P6019640	P6019640	P6019715	P6019715
3-11-C	Pin (Stuffing Box)	2	Stainless Steel	P6019596	P6019596	P6019597	P6019597
3-12-C	O-Ring (Stuffing Box)	4	FKM	P6010243	P6010243	P6010057	P6010057
3-13-C	Plug (Stuffing Box)	2	Steel	P6010071	P6010071	P6010071	P6010071
3-14-C	Seal Gland	2	Steel	P6019672	P6019672	P6019711	P6019711
3-15-C	O-Ring (Seal Gland)	2	FKM	P6015748	P6015748	P6015395	P6015395
3-16-C	Bolt (Seal Gland)	8	Steel	P6015400	P6015400	P6015402	P6015402
3-17-C	Washer (Seal Gland)	8	Steel	P6010025	P6010025	P6010027	P6010027
3-18-C	Shaft Guard	2	304 SS	P6015749	P6015749	P6015416	P6015416
3-19-C	Bolt (Shaft Guard)	4	Steel	P6019053	P6019053	P6010677	P6010677
3-20-C	MR4 Mechanical Seal	2	C/SiC/EPDM	P6000194	P6000194	P6000053	P6000053
3-20-C	MR3 Mechanical Seal	2	C/SiC/EPDM	P6000182	P6000182	P6000033	P6000033
3-21-C	Drive Ring (Includes Set Screws)	2	304 SS	P6019653	P6019653	P6019657	P6019657

**Cartridge Seal – Optional Construction**

3-00-F	Shaft	1	5140 Steel	P6019817	P6019817	P6019822	P6019822
3-01-F	Coupling Key (Pump End)	1	Steel	P6019834	P6019834	P6019832	P6019832
3-02-F	Impeller Key(s)	-	Steel	P6015981	P6015981	P6010414	P6010414
3-03-F	Shaft Sleeve	2	304 SS	P6019806	P6019806	P6019808	P6019808
3-04-F	Impeller Hub Sleeve	2	304 SS	P6016201	P6016201	P6015961	P6015961
3-05-F	Sleeve Nut	2	304 SS	P6014949	P6014949	P6014955	P6014955
3-06-F	O-ring (Shaft Sleeve)	2	FKM	P6015767	P6015767	P6010416	P6010416
3-07-F	Gasket (Imp. Hub Sleeve)	2	PTFE	P6015747	P6015747	P6010415	P6010415
3-08-F	Tab Washer (Sleeve Nut)	2	304 SS	P6014939	P6014939	P6014941	P6014941
3-09-F	Heterotype Key (Sleeve Nut)	2	304 SS	P6015375	P6015375	P6015375	P6015375
3-10-F	Stuffing Box	2	Cast Iron	P6019646	P6019646	P6019719	P6019719
3-11-F	Pin (Stuffing Box)	2	Stainless Steel	P6010071	P6010071	P6010071	P6010071
3-12-F	O-Ring (Stuffing Box)	4	FKM	P6010243	P6010243	P6010057	P6010057
3-16-F	Bolt (Cartridge Seal)	8	Steel	P6018079	P6018079	P6015403	P6015403
3-17-F	Washer (Cartridge Seal)	8	Steel	P6010025	P6010025	P6010027	P6010027
3-18-F	Shaft Guard	2	304 SS	P6019876	P6019876	P6020422	P6020422
3-19-F	Bolt (Shaft Guard)	4	Steel	P6019053	P6019053	P6010677	P6010677
3-20-F	MR8 Cartridge Seal	2	C/SiC/EPDM	P6000249	P6000249	P6000251	P6000251

**Packing – Optional Construction**

3-00-P	Shaft	1	5140 Steel	P6016242	P6016242	P6015915	P6015915
3-01-P	Coupling Key (Pump End)	1	Steel	P6019834	P6019834	P6019832	P6019832
3-02-P	Impeller Key(s)	-	Steel	P6015981	P6015981	P6010414	P6010414
3-03-P	Shaft Sleeve	2	304 SS	P6014902	P6014902	P6014908	P6014908
3-04-P	Impeller Hub Sleeve	2	304 SS	P6016201	P6016201	P6015961	P6015961
3-05-P	Sleeve Nut	2	304 SS	P6014949	P6014949	P6014955	P6014955
3-06-P	O-ring (Shaft Sleeve)	2	FKM	P6015767	P6015767	P6010416	P6010416
3-07-P	Gasket (Imp. Hub Sleeve)	2	PTFE	P6015747	P6015747	P6010415	P6010415
3-08-P	Tab Washer (Sleeve Nut)	2	304 SS	P6014939	P6014939	P6014941	P6014941
3-09-P	Heterotype Key (Sleeve Nut)	2	304 SS	P6015375	P6015375	P6015375	P6015375
3-10-P	Stuffing Box	2	Cast Iron	P6015304	P6015304	P6015312	P6015312
3-11-P	Pin (Stuffing Box)	2	Stainless Steel	P6010071	P6010071	P6010071	P6010071
3-12-P	O-Ring (Stuffing Box)	4	FKM	P6010243	P6010243	P6010057	P6010057
3-14-P	Half Packing Gland	4	Cast Iron	P6015368	P6015368	P6015370	P6015370
3-16-P	Stud (Packing Gland)	4	Stainless Steel	P6015406	P6015406	P6015407	P6015407
3-17-P	Nut (Packing Gland)	4	Stainless Steel	P6015408	P6015408	P6015409	P6015409
3-18-P	Shaft Guard	2	304 SS	P6018035	P6018035	P6018037	P6018037
3-19-P	Bolt (Shaft Guard)	4	Steel	P6019053	P6019053	P6010677	P6010677
3-20-P	Packing Ring	-	608D PTFE Graphite	P6016550	P6016550	P6016553	P6016553
3-21-P	Lantern Ring	2	PTFE	P6016561	P6016561	P6016563	P6016563

▼MR4 is standard unless listed as not available or if pump working pressure exceeds 175 psi. MR3 is standard for working pressures above 175 psi.

▶Drive ring only required for MR4 mechanical seals.

**Wet Shaft Design (Seal on Shaft) – Optional Construction**

<b>Mechanical Seal – Optional Construction</b>		<b>Qty.</b>	<b>Standard Material</b>	<b>12x12x10</b>	<b>12x12x9.5</b>	<b>12x14x13</b>	<b>12x14x12.5</b>
3-00-D	Shaft	1	420 SS	P6016244	P6016244	P6015917	P6015917
3-01-D	Coupling Key (Pump End)	1	Steel	P6019834	P6019834	P6019832	P6019832
3-02-D	Impeller Key(s)	-	Steel	P6011326	P6011326	P6010076	P6010076
3-10-D	Stuffing Box	2	Cast Iron	P6015304	P6015304	P6015312	P6015312
3-11-D	Pin (Stuffing Box)	2	Stainless Steel	P6010071	P6010071	P6010071	P6010071
3-12-D	O-Ring (Stuffing Box)	4	FKM	P6010243	P6010243	P6010057	P6010057
3-13-D	Plug (Stuffing Box)	2	Steel	P6010071	P6010071	P6010071	P6010071
3-14-D	Seal Gland	2	Steel	P6015344	P6015344	P6015348	P6015348
3-15-D	O-Ring (Seal Gland)	2	FKM	P6015748	P6015748	P6015395	P6015395
3-16-D	Bolt (Seal Gland)	8	Steel	P6015400	P6015400	P6015402	P6015402
3-17-D	Washer (Seal Gland)	8	Steel	P6010025	P6010025	P6010027	P6010027
3-18-D	Shaft Guard	2	304 SS	P6015749	P6015749	P6015416	P6015416
3-19-D	Bolt (Shaft Guard)	4	Steel	P6019053	P6019053	P6010677	P6010677
3-20-D	MR4 Mechanical Seal <sup>▼</sup>	2	C/SiC/EPDM	P6000049	P6000049	P6000051	P6000051
3-20-D	MR3 Mechanical Seal <sup>▼</sup>	2	C/SiC/EPDM	P6000029	P6000029	P6000031	P6000031
3-21-D	Drive Ring	1	304 SS	P6000089	P6000089	P6000091	P6000091
3-22-D	Snap Ring (Impeller)	1	304 SS	P6010245	P6010245	P6010038	P6010038
<b>Cartridge Seal – Optional Construction</b>							
3-00-G	Shaft	1	420 SS	P6016244	P6016244	P6015917	P6015917
3-01-G	Coupling Key (Pump End)	1	Steel	P6019834	P6019834	P6019832	P6019832
3-02-G	Impeller Key(s)	-	Steel	P6011326	P6011326	P6010076	P6010076
3-10-G	Stuffing Box	2	Cast Iron	P6015304	P6015304	P6015312	P6015312
3-11-G	Pin (Stuffing Box)	2	Stainless Steel	P6010071	P6010071	P6010071	P6010071
3-12-G	O-Ring (Stuffing Box)	4	FKM	P6010243	P6010243	P6010057	P6010057
3-13-G	Plug (Stuffing Box)	2	Steel	P6010071	P6010071	P6010071	P6010071
3-16-G	Bolt (Cartridge Seal)	8	Steel	P6015401	P6015401	P6015403	P6015403
3-17-G	Washer (Cartridge Seal)	8	Steel	P6010025	P6010025	P6010027	P6010027
3-18-G	Shaft Guard	2	304 SS	P6015749	P6015749	P6015416	P6015416
3-19-G	Bolt (Shaft Guard)	4	Steel	P6019053	P6019053	P6010677	P6010677
3-20-G	MR6 Cartridge Seal	2	C/SiC/EDPM	P6000069	P6000069	P6000071	P6000071
3-22-G	Snap Ring (Impeller)	1	304 SS	P6010245	P6010245	P6010038	P6010038

▼MR4 is standard unless listed as not available or if pump working pressure exceeds 175 psi. MR3 is standard for working pressures above 175 psi.

## e-XC Single Stage, Double Suction Centrifugal Pumps

12x16x18	12x16x22	No.	73	74	75	76
		e-XC Pump Model	<b>12x16x18</b>	<b>12x16x17</b>	<b>12x16x22</b>	<b>12x16x21</b>
12x16x17	12x16x21	Shaft Group	75	75	85	85
		Pump Code	300450	300430	300550	300525

### Common Parts – Standard Construction

Cat No.	Description	Qty.	Standard Material	Part Numbers			
1-00	Casing Asm. (Std. Drilling) ▲	1	Cast Iron (Class 30)	P6011552	P6011552	N/A	N/A
1-00	Casing Asm. (Std. Drilling) ▲	1	Ductile Iron (65-45-12)	P6011553	P6011553	P6011026	P6011026
1-01	Bite-Type Fitting	2	304 SS	P6010421	P6010421	P6010421	P6010421
1-02	Ball Valve	2	304 SS	P6010675	P6010675	P6010675	P6010675
1-03	Four Arm Tube	1	304 SS	P6015607	P6015607	P6015607	P6015607
1-04	Plug (Upper Casing)	1	Steel	P6010069	P6010069	P6010069	P6010069
1-05	Flush Pipe	-	304 SS	P6017962	P6017962	P6017962	P6017962
1-06	Casing Bolt (Large)	4	Steel	P6017946	P6017946	P6010024	P6010024
1-07	Washer (Large)	4	Steel	P6010259	P6010259	P6010029	P6010029
1-08	Casing Bolt (Small)	-	Steel	P6010994	P6010994	P6010023	P6010023
1-09	Washer (Small)	-	Steel	P6010259	P6010259	P6010029	P6010029
1-10	Tapered Pin	2	Steel	P6010222	P6010222	P6010031	P6010031
1-11	Nut (Tapered Pin)	2	Steel	P6010013	P6010013	P6010013	P6010013
1-12	Suction Gasket	1	Aramid Fiber	P6011347	P6011347	P6010083	P6010083
1-13	Discharge Gasket	1	Aramid Fiber	P6011348	P6011348	P6011004	P6011004
1-14	Plug (Lower Casing)	10	Steel	P6010069	P6010069	P6010069	P6010069
1-15	Jacking Screw	2	Steel	P6010003	P6010003	P6010004	P6010004
2-00	Bearing Housing	2	Cast Iron	P6014981	P6014981	P6014985	P6014985
2-01	Bolt (Brg. Hsg.)	8	Steel	P6010008	P6010008	P6015771	P6015771
2-02	Washer (Brg. Hsg.)	8	Steel	P6010027	P6010027	P6015770	P6015770
2-03	Jacking Screw (Brg. Hsg.)	4	Steel	P6010001	P6010001	P6010001	P6010001
2-04	Eyebolt (Brg. Hsg.)	4	Steel	P6015405	P6015405	P6015405	P6015405
2-05	Drain Plug (Brg. Hsg.)	2	Steel	P6010071	P6010071	P6010071	P6010071
2-06	Side Plug (Large - Brg. Hsg.)	4	Steel	P6010069	P6010069	P6010069	P6010069
2-07	Side Plug (Small - Brg. Hsg.)	4	Steel	P6010066	P6010066	P6010066	P6010066
2-08	Grease Cup (Brg. Hsg.)	2	H62 Brass	P6010235	P6010235	P6010235	P6010235
2-09	Breather Vent (Brg. Hsg.)	2	Steel	P6015418	P6015418	P6015418	P6015418
2-10	Vibration Sensor Plug (Brg. Hsg.)	6	Steel	P6010067	P6010067	P6010067	P6010067
2-11	Temp. Sensor Plug (Brg. Hsg.)	4	Steel	P6010066	P6010066	P6010066	P6010066
2-12	Bearing Gland (Outboard)	1	Steel Plate	P6015272	P6015272	P6015278	P6015278
2-13	Bearing Gland (Outboard-Inner)	1	Cast Iron	P6015269	P6015269	P6015275	P6015275
2-14	Bearing Gland (Inboard-Inner)	1	Steel Plate	P6015270	P6015270	P6015276	P6015276
2-15	Bearing Gland (Inboard)	1	Steel Plate	P6015271	P6015271	P6015277	P6015277
2-16	Gasket (Bearing Gland)	4	Aramid Fiber	P6010906	P6010906	P6010204	P6010204
2-17	Bolt (Brg. Gland)	16	Steel	P6010007	P6010007	P6010007	P6010007
2-18	Washer (Brg. Gland)	16	Steel	P6010025	P6010025	P6010025	P6010025
2-19	Labyrinth Seal (Inner)	2	Cast Iron	P6015273	P6015273	P6015279	P6015279
2-20	Labyrinth Seal (Inboard)	1	Cast Iron	P6015274	P6015274	P6015280	P6015280
2-21	Set Screw (Lab. Seal)	15	Stainless Steel	P6010006	P6010006	P6010006	P6010006
2-22	O-ring (Lab. Seal Inner)	2	FKM	P6015423	P6015423	P6015789	P6015789
2-23	O-Ring (Lab. Seal Inboard)	1	FKM	P6015429	P6015429	P6015790	P6015790
2-24	Bearing	2	Steel	P6010879	P6010879	P6010203	P6010203
2-25	Shoulder Ring (Outb. Brg.)	1	Steel	P6010896	P6010896	P6010048	P6010048
2-26	Tab Washer (Outb. Brg.)	1	Steel	P6010895	P6010895	P6010035	P6010035
2-27	Locknut (Outb. Brg.)	1	Steel	P6010894	P6010894	P6010042	P6010042
<b>Std. Impeller Assembly</b>							
4-00	Impeller & Imp. WR Asm.	1	304 SS	P6011490	P6011494	P6010219	P6010760
4-01	Impeller (Machined For WR)	1	304 SS	P6011482	P6011488	P6010210	P6010213
4-02	Wear Ring (Impeller)	2	304 SS	P6011474	P6011474	P6010209	P6010209
4-03	Set Screw (Imp. WR)	6	Stainless Steel	P6010006	P6010006	P6010006	P6010006
4-04	Wear Ring (Casing)	2	C90300 Bronze	P6011472	P6011472	P6010207	P6010207
4-05	O-Ring (CWR)	4	FKM	P6019585	P6019585	P6019586	P6019586
4-06	Pin (CWR)	4	Stainless Steel	P6019597	P6019597	P6019596	P6019596

▲ Cast iron casing with ANSI 125# drilling is standard for working pressures below 175 psi unless listed as not available.

◀ Ductile iron casing with ANSI 250# drilling is standard for working pressures above 175 psi.

**Dry Shaft Design (Seal on Sleeve) – Standard Construction**

<b>Mechanical Seal – Standard Construction</b>		<b>Qty.</b>	<b>Standard Material</b>	<b>12x16x18</b>	<b>12x16x17</b>	<b>12x16x22</b>	<b>12x16x21</b>
3-00-C	Shaft	1	5140 Steel	P6019825	P6019825	P6019736	P6019736
3-01-C	Coupling Key (Pump End)	1	Steel	P6019833	P6019833	P6019835	P6019835
3-02-C	Impeller Key(s)	-	Steel	P6014692	P6014692	P6010673	P6010673
3-03-C	Shaft Sleeve	2	304 SS	P6019809	P6019809	P6019735	P6019735
3-04-C	Impeller Hub Sleeve	2	304 SS	P6014932	P6014932	P6015964	P6015964
3-05-C	Sleeve Nut	2	304 SS	P6014958	P6014958	P6014961	P6014961
3-06-C	O-ring (Shaft Sleeve)	2	FKM	P6010404	P6010404	P6015786	P6015786
3-07-C	Gasket (Imp. Hub Sleeve)	2	PTFE	P6015426	P6015426	P6015785	P6015785
3-08-C	Tab Washer (Sleeve Nut)	2	304 SS	P6014942	P6014942	P6014943	P6014943
3-09-C	Heterotype Key (Sleeve Nut)	2	304 SS	P6015375	P6015375	P6015375	P6015375
3-10-C	Stuffing Box	2	Cast Iron	P6019707	P6019707	P6019674	P6019674
3-11-C	Pin (Stuffing Box)	2	Stainless Steel	P6019597	P6019597	P6019597	P6019597
3-12-C	O-Ring (Stuffing Box)	4	FKM	P6010897	P6010897	P6010059	P6010059
3-13-C	Plug (Stuffing Box)	2	Steel	P6010071	P6010071	P6010071	P6010071
3-14-C	Seal Gland	2	Steel	P6019703	P6019703	P6019686	P6019686
3-15-C	O-Ring (Seal Gland)	2	FKM	P6015422	P6015422	P6015833	P6015833
3-16-C	Bolt (Seal Gland)	8	Steel	P6015402	P6015402	P6015402	P6015402
3-17-C	Washer (Seal Gland)	8	Steel	P6010027	P6010027	P6010027	P6010027
3-18-C	Shaft Guard	2	304 SS	P6015427	P6015427	P6015787	P6015787
3-19-C	Bolt (Shaft Guard)	4	Steel	P6010677	P6010677	P6010677	P6010677
3-20-C	MR4 Mechanical Seal	2	C/SiC/EPDM	P6000054	P6000054	N/A	N/A
3-20-C	MR3 Mechanical Seal	2	C/SiC/EPDM	P6000034	P6000034	P6000036	P6000036
3-21-C	Drive Ring (Includes Set Screws)	2	304 SS	P6019658	P6019658	N/A	N/A
<b>Cartridge Seal – Optional Construction</b>							
3-00-F	Shaft	1	5140 Steel	P6019825	P6019825	P6019736	P6019736
3-01-F	Coupling Key (Pump End)	1	Steel	P6019833	P6019833	P6019835	P6019835
3-02-F	Impeller Key(s)	-	Steel	P6014692	P6014692	P6010673	P6010673
3-03-F	Shaft Sleeve	2	304 SS	P6019809	P6019809	P6019735	P6019735
3-04-F	Impeller Hub Sleeve	2	304 SS	P6014932	P6014932	P6015964	P6015964
3-05-F	Sleeve Nut	2	304 SS	P6014958	P6014958	P6014961	P6014961
3-06-F	O-ring (Shaft Sleeve)	2	FKM	P6010404	P6010404	P6015786	P6015786
3-07-F	Gasket (Imp. Hub Sleeve)	2	PTFE	P6015426	P6015426	P6015785	P6015785
3-08-F	Tab Washer (Sleeve Nut)	2	304 SS	P6014942	P6014942	P6014943	P6014943
3-09-F	Heterotype Key (Sleeve Nut)	2	304 SS	P6015375	P6015375	P6015375	P6015375
3-10-F	Stuffing Box	2	Cast Iron	P6019709	P6019709	P6019680	P6019680
3-11-F	Pin (Stuffing Box)	2	Stainless Steel	P6010071	P6010071	P6010071	P6010071
3-12-F	O-Ring (Stuffing Box)	4	FKM	P6010897	P6010897	P6010059	P6010059
3-16-F	Bolt (Cartridge Seal)	8	Steel	P6015403	P6015403	P6015402	P6015402
3-17-F	Washer (Cartridge Seal)	8	Steel	P6010027	P6010027	P6010027	P6010027
3-18-F	Shaft Guard	2	304 SS	P6020425	P6020425	P6019854	P6019854
3-19-F	Bolt (Shaft Guard)	4	Steel	P6010677	P6010677	P6010677	P6010677
3-20-F	MR8 Cartridge Seal	2	C/SiC/EPDM	P6000252	P6000252	P6000253	P6000253
<b>Packing – Optional Construction</b>							
3-00-P	Shaft	1	5140 Steel	P6014869	P6014869	P6015923	P6015923
3-01-P	Coupling Key (Pump End)	1	Steel	P6019833	P6019833	P6019835	P6019835
3-02-P	Impeller Key(s)	-	Steel	P6014692	P6014692	P6010673	P6010673
3-03-P	Shaft Sleeve	2	304 SS	P6014911	P6014911	P6014914	P6014914
3-04-P	Impeller Hub Sleeve	2	304 SS	P6014932	P6014932	P6015964	P6015964
3-05-P	Sleeve Nut	2	304 SS	P6014958	P6014958	P6014961	P6014961
3-06-P	O-ring (Shaft Sleeve)	2	FKM	P6010404	P6010404	P6015786	P6015786
3-07-P	Gasket (Imp. Hub Sleeve)	2	PTFE	P6015426	P6015426	P6015785	P6015785
3-08-P	Tab Washer (Sleeve Nut)	2	304 SS	P6014942	P6014942	P6014943	P6014943
3-09-P	Heterotype Key (Sleeve Nut)	2	304 SS	P6015375	P6015375	P6015375	P6015375
3-10-P	Stuffing Box	2	Cast Iron	P6015316	P6015316	P6015318	P6015318
3-11-P	Pin (Stuffing Box)	2	Stainless Steel	P6010071	P6010071	P6010071	P6010071
3-12-P	O-Ring (Stuffing Box)	4	FKM	P6010897	P6010897	P6010059	P6010059
3-14-P	Half Packing Gland	4	Cast Iron	P6015371	P6015371	P6015370	P6015370
3-16-P	Stud (Packing Gland)	4	Stainless Steel	P6015407	P6015407	P6015407	P6015407
3-17-P	Nut (Packing Gland)	4	Stainless Steel	P6015409	P6015409	P6015409	P6015409
3-18-P	Shaft Guard	2	304 SS	P6018038	P6018038	P6018039	P6018039
3-19-P	Bolt (Shaft Guard)	4	Steel	P6010677	P6010677	P6010677	P6010677
3-20-P	Packing Ring	-	608D PTFE Graphite	P6016554	P6016554	P6016556	P6016556
3-21-P	Lantern Ring	2	PTFE	P6016564	P6016564	P6016563	P6016563

▼MR4 is standard unless listed as not available or if pump working pressure exceeds 175 psi. MR3 is standard for working pressures above 175 psi.

▶Drive ring only required for MR4 mechanical seals.



**Wet Shaft Design (Seal on Shaft) – Optional Construction**

<b>Mechanical Seal – Optional Construction</b>		<b>Qty.</b>	<b>Standard Material</b>	<b>12x16x18</b>	<b>12x16x17</b>	<b>12x16x22</b>	<b>12x16x21</b>
3-00-D	Shaft	1	420 SS	P6014872	P6014872	P6015925	P6015925
3-01-D	Coupling Key (Pump End)	1	Steel	P6019833	P6019833	P6019835	P6019835
3-02-D	Impeller Key(s)	-	Steel	P6010901	P6010901	P6010078	P6010078
3-10-D	Stuffing Box	2	Cast Iron	P6015316	P6015316	P6015318	P6015318
3-11-D	Pin (Stuffing Box)	2	Stainless Steel	P6010071	P6010071	P6010071	P6010071
3-12-D	O-Ring (Stuffing Box)	4	FKM	P6010897	P6010897	P6010059	P6010059
3-13-D	Plug (Stuffing Box)	2	Steel	P6010071	P6010071	P6010071	P6010071
3-14-D	Seal Gland	2	Steel	P6015350	P6015350	P6015352	P6015352
3-15-D	O-Ring (Seal Gland)	2	FKM	P6015422	P6015422	P6015833	P6015833
3-16-D	Bolt (Seal Gland)	8	Steel	P6015402	P6015402	P6015402	P6015402
3-17-D	Washer (Seal Gland)	8	Steel	P6010027	P6010027	P6010027	P6010027
3-18-D	Shaft Guard	2	304 SS	P6015427	P6015427	P6015787	P6015787
3-19-D	Bolt (Shaft Guard)	4	Steel	P6010677	P6010677	P6010677	P6010677
3-20-D	MR4 Mechanical Seal <sup>▼</sup>	2	C/SiC/EPDM	P6000052	P6000052	P6000053	P6000053
3-20-D	MR3 Mechanical Seal <sup>▼</sup>	2	C/SiC/EPDM	P6000032	P6000032	P6000033	P6000033
3-21-D	Drive Ring	1	304 SS	P6000092	P6000092	P6000093	P6000093
3-22-D	Snap Ring (Impeller)	1	304 SS	P6010900	P6010900	P6010039	P6010039
<b>Cartridge Seal – Optional Construction</b>							
3-00-G	Shaft	1	420 SS	P6014872	P6014872	P6015925	P6015925
3-01-G	Coupling Key (Pump End)	1	Steel	P6019833	P6019833	P6019835	P6019835
3-02-G	Impeller Key(s)	-	Steel	P6010901	P6010901	P6010078	P6010078
3-10-G	Stuffing Box	2	Cast Iron	P6015316	P6015316	P6015318	P6015318
3-11-G	Pin (Stuffing Box)	2	Stainless Steel	P6010071	P6010071	P6010071	P6010071
3-12-G	O-Ring (Stuffing Box)	4	FKM	P6010897	P6010897	P6010059	P6010059
3-13-G	Plug (Stuffing Box)	2	Steel	P6010071	P6010071	P6010071	P6010071
3-16-G	Bolt (Cartridge Seal)	8	Steel	P6015403	P6015403	P6015403	P6015403
3-17-G	Washer (Cartridge Seal)	8	Steel	P6010027	P6010027	P6010027	P6010027
3-18-G	Shaft Guard	2	304 SS	P6015427	P6015427	P6015787	P6015787
3-19-G	Bolt (Shaft Guard)	4	Steel	P6010677	P6010677	P6010677	P6010677
3-20-G	MR6 Cartridge Seal	2	C/SiC/EDPM	P6000072	P6000072	P6000073	P6000073
3-22-G	Snap Ring (Impeller)	1	304 SS	P6010900	P6010900	P6010039	P6010039

▼MR4 is standard unless listed as not available or if pump working pressure exceeds 175 psi. MR3 is standard for working pressures above 175 psi.

## e-XC Single Stage, Double Suction Centrifugal Pumps

12x16x28	14x14x12	No.	77	78	79	80
		e-XC Pump Model	12x16x28	12x16x27	14x14x12	14x14x11
12x16x27	14x14x11	Shaft Group	95	95	45	45
		Pump Code	300705	300680	350300	350285

### Common Parts – Standard Construction

Cat No.	Description	Qty.	Standard Material	Part Numbers			
1-00	Casing Asm. (Std. Drilling) ▲	1	Cast Iron (Class 30)	N/A	N/A	P6011540	P6011540
1-00	Casing Asm. (Std. Drilling) ▲	1	Ductile Iron (65-45-12)	P6011308	P6011308	P6011541	P6011541
1-01	Bite-Type Fitting	2	304 SS	P6010421	P6010421	P6010421	P6010421
1-02	Ball Valve	2	304 SS	P6010675	P6010675	P6010675	P6010675
1-03	Four Arm Tube	1	304 SS	P6015607	P6015607	P6015607	P6015607
1-04	Plug (Upper Casing)	1	Steel	P6010069	P6010069	P6010069	P6010069
1-05	Flush Pipe	-	304 SS	P6017962	P6017962	P6017962	P6017962
1-06	Casing Bolt (Large)	4	Steel	P6017950	P6017950	P6010257	P6010257
1-07	Washer (Large)	4	Steel	P6010029	P6010029	P6010026	P6010026
1-08	Casing Bolt (Small)	-	Steel	P6017949	P6017949	P6010019	P6010019
1-09	Washer (Small)	-	Steel	P6010029	P6010029	P6010026	P6010026
1-10	Tapered Pin	2	Steel	P6011239	P6011239	P6010222	P6010222
1-11	Nut (Tapered Pin)	2	Steel	P6010013	P6010013	P6010013	P6010013
1-12	Suction Gasket	1	Aramid Fiber	P6011202	P6011202	P6011341	P6011341
1-13	Discharge Gasket	1	Aramid Fiber	P6011203	P6011203	P6011342	P6011342
1-14	Plug (Lower Casing)	10	Steel	P6010069	P6010069	P6010069	P6010069
1-15	Jacking Screw	2	Steel	P6011224	P6011224	P6010003	P6010003
2-00	Bearing Housing	2	Cast Iron	P6014989	P6014989	P6015548	P6015548
2-01	Bolt (Brg. Hsg.)	8	Steel	P6015869	P6015869	P6010007	P6010007
2-02	Washer (Brg. Hsg.)	8	Steel	P6015770	P6015770	P6010025	P6010025
2-03	Jacking Screw (Brg. Hsg.)	4	Steel	P6010001	P6010001	P6010265	P6010265
2-04	Eyebolt (Brg. Hsg.)	4	Steel	P6015405	P6015405	P6015404	P6015404
2-05	Drain Plug (Brg. Hsg.)	2	Steel	P6010071	P6010071	P6010071	P6010071
2-06	Side Plug (Large - Brg. Hsg.)	4	Steel	P6010069	P6010069	P6010069	P6010069
2-07	Side Plug (Small - Brg. Hsg.)	4	Steel	P6010066	P6010066	P6010066	P6010066
2-08	Grease Cup (Brg. Hsg.)	2	H62 Brass	P6010235	P6010235	P6010235	P6010235
2-09	Breather Vent (Brg. Hsg.)	2	Steel	P6015418	P6015418	P6015418	P6015418
2-10	Vibration Sensor Plug (Brg. Hsg.)	6	Steel	P6010067	P6010067	P6010067	P6010067
2-11	Temp. Sensor Plug (Brg. Hsg.)	4	Steel	P6010066	P6010066	P6010066	P6010066
2-12	Bearing Gland (Outboard)	1	Steel Plate	P6015284	P6015284	P6015552	P6015552
2-13	Bearing Gland (Outboard-Inner)	1	Cast Iron	P6015281	P6015281	P6015549	P6015549
2-14	Bearing Gland (Inboard-Inner)	1	Steel Plate	P6015282	P6015282	P6015550	P6015550
2-15	Bearing Gland (Inboard)	1	Steel Plate	P6015283	P6015283	P6015551	P6015551
2-16	Gasket (Bearing Gland)	4	Aramid Fiber	P6011236	P6011236	P6010253	P6010253
2-17	Bolt (Brg. Gland)	16	Steel	P6010007	P6010007	P6010240	P6010240
2-18	Washer (Brg. Gland)	16	Steel	P6010025	P6010025	P6010239	P6010239
2-19	Labyrinth Seal (Inner)	2	Cast Iron	P6015285	P6015285	P6015553	P6015553
2-20	Labyrinth Seal (Inboard)	1	Cast Iron	P6015286	P6015286	P6015554	P6015554
2-21	Set Screw (Lab. Seal)	15	Stainless Steel	P6010006	P6010006	P6010006	P6010006
2-22	O-ring (Lab. Seal Inner)	2	FKM	P6015841	P6015841	P6015750	P6015750
2-23	O-Ring (Lab. Seal Inboard)	1	FKM	P6015838	P6015838	P6015751	P6015751
2-24	Bearing	2	Steel	P6011235	P6011235	P6010252	P6010252
2-25	Shoulder Ring (Outb. Brg.)	1	Steel	P6011228	P6011228	P6010241	P6010241
2-26	Tab Washer (Outb. Brg.)	1	Steel	P6011227	P6011227	P6010238	P6010238
2-27	Locknut (Outb. Brg.)	1	Steel	P6011226	P6011226	P6010237	P6010237

### Std. Impeller Assembly

4-00	Impeller & Imp. WR Asm.	1	304 SS	P6011275	P6011279	P6011424	P6011428
4-01	Impeller (Machined For WR)	1	304 SS	P6011166	P6011172	P6011416	P6011422
4-02	Wear Ring (Impeller)	2	304 SS	P6010186	P6010186	P6010168	P6010168
4-03	Set Screw (Imp. WR)	6	Stainless Steel	P6010005	P6010005	P6010006	P6010006
4-04	Wear Ring (Casing)	2	C90300 Bronze	P6010184	P6010184	P6010166	P6010166
4-05	O-Ring (CWR)	4	FKM	P6019587	P6019587	P6019580	P6019580
4-06	Pin (CWR)	4	Stainless Steel	P6019597	P6019597	P6019597	P6019597

▲ Cast iron casing with ANSI 125# drilling is standard for working pressures below 175 psi unless listed as not available.

◀ Ductile iron casing with ANSI 250# drilling is standard for working pressures above 175 psi.

**Dry Shaft Design (Seal on Sleeve) – Standard Construction**

<b>Mechanical Seal – Standard Construction</b>		<b>Qty.</b>	<b>Standard Material</b>	<b>12x16x28</b>	<b>12x16x27</b>	<b>14x14x12</b>	<b>14x14x11</b>
3-00-C	Shaft	1	5140 Steel	P6019827	P6019827	P6019815	P6019815
3-01-C	Coupling Key (Pump End)	1	Steel	P6019836	P6019836	P6019834	P6019834
3-02-C	Impeller Key(s)	-	Steel	P6015859	P6015859	P6015981	P6015981
3-03-C	Shaft Sleeve	2	304 SS	P6019734	P6019734	P6019806	P6019806
3-04-C	Impeller Hub Sleeve	2	304 SS	P6015967	P6015967	P6015952	P6015952
3-05-C	Sleeve Nut	2	304 SS	P6014964	P6014964	P6014949	P6014949
3-06-C	O-ring (Shaft Sleeve)	2	FKM	P6015836	P6015836	P6015767	P6015767
3-07-C	Gasket (Imp. Hub Sleeve)	2	PTFE	P6015864	P6015864	P6015747	P6015747
3-08-C	Tab Washer (Sleeve Nut)	2	304 SS	P6014944	P6014944	P6014939	P6014939
3-09-C	Heterotype Key (Sleeve Nut)	2	304 SS	P6015375	P6015375	P6015375	P6015375
3-10-C	Stuffing Box	2	Cast Iron	P6019723	P6019723	P6019640	P6019640
3-11-C	Pin (Stuffing Box)	2	Stainless Steel	P6019597	P6019597	P6019596	P6019596
3-12-C	O-Ring (Stuffing Box)	4	FKM	P6011229	P6011229	P6010243	P6010243
3-13-C	Plug (Stuffing Box)	2	Steel	P6010071	P6010071	P6010071	P6010071
3-14-C	Seal Gland	2	Steel	P6019731	P6019731	P6019672	P6019672
3-15-C	O-Ring (Seal Gland)	2	FKM	P6015834	P6015834	P6015748	P6015748
3-16-C	Bolt (Seal Gland)	8	Steel	P6015771	P6015771	P6015400	P6015400
3-17-C	Washer (Seal Gland)	8	Steel	P6015770	P6015770	P6010025	P6010025
3-18-C	Shaft Guard	2	304 SS	P6015862	P6015862	P6015749	P6015749
3-19-C	Bolt (Shaft Guard)	4	Steel	P6010677	P6010677	P6019053	P6019053
3-20-C	MR4 Mechanical Seal	2	C/SiC/EPDM	N/A	N/A	P6000194	P6000194
3-20-C	MR3 Mechanical Seal	2	C/SiC/EPDM	P6000038	P6000038	P6000182	P6000182
3-21-C	Drive Ring (Includes Set Screws)	2	304 SS	N/A	N/A	P6019653	P6019653

**Cartridge Seal – Optional Construction**

3-00-F	Shaft	1	5140 Steel	P6019827	P6019827	P6019815	P6019815
3-01-F	Coupling Key (Pump End)	1	Steel	P6019836	P6019836	P6019834	P6019834
3-02-F	Impeller Key(s)	-	Steel	P6015859	P6015859	P6015981	P6015981
3-03-F	Shaft Sleeve	2	304 SS	P6019734	P6019734	P6019806	P6019806
3-04-F	Impeller Hub Sleeve	2	304 SS	P6015967	P6015967	P6015952	P6015952
3-05-F	Sleeve Nut	2	304 SS	P6014964	P6014964	P6014949	P6014949
3-06-F	O-ring (Shaft Sleeve)	2	FKM	P6015836	P6015836	P6015767	P6015767
3-07-F	Gasket (Imp. Hub Sleeve)	2	PTFE	P6015864	P6015864	P6015747	P6015747
3-08-F	Tab Washer (Sleeve Nut)	2	304 SS	P6014944	P6014944	P6014939	P6014939
3-09-F	Heterotype Key (Sleeve Nut)	2	304 SS	P6015375	P6015375	P6015375	P6015375
3-10-F	Stuffing Box	2	Cast Iron	P6019725	P6019725	P6019646	P6019646
3-11-F	Pin (Stuffing Box)	2	Stainless Steel	P6010071	P6010071	P6010071	P6010071
3-12-F	O-Ring (Stuffing Box)	4	FKM	P6011229	P6011229	P6010243	P6010243
3-16-F	Bolt (Cartridge Seal)	8	Steel	P6010995	P6010995	P6018079	P6018079
3-17-F	Washer (Cartridge Seal)	8	Steel	P6015770	P6015770	P6010025	P6010025
3-18-F	Shaft Guard	2	304 SS	P6020428	P6020428	P6019876	P6019876
3-19-F	Bolt (Shaft Guard)	4	Steel	P6010677	P6010677	P6019053	P6019053
3-20-F	MR8 Cartridge Seal	2	C/SiC/EPDM	P6000254	P6000254	P6000249	P6000249

**Packing – Optional Construction**

3-00-P	Shaft	1	5140 Steel	P6015931	P6015931	P6015891	P6015891
3-01-P	Coupling Key (Pump End)	1	Steel	P6019836	P6019836	P6019834	P6019834
3-02-P	Impeller Key(s)	-	Steel	P6015859	P6015859	P6015981	P6015981
3-03-P	Shaft Sleeve	2	304 SS	P6014917	P6014917	P6014902	P6014902
3-04-P	Impeller Hub Sleeve	2	304 SS	P6015967	P6015967	P6015952	P6015952
3-05-P	Sleeve Nut	2	304 SS	P6014964	P6014964	P6014949	P6014949
3-06-P	O-ring (Shaft Sleeve)	2	FKM	P6015836	P6015836	P6015767	P6015767
3-07-P	Gasket (Imp. Hub Sleeve)	2	PTFE	P6015864	P6015864	P6015747	P6015747
3-08-P	Tab Washer (Sleeve Nut)	2	304 SS	P6014944	P6014944	P6014939	P6014939
3-09-P	Heterotype Key (Sleeve Nut)	2	304 SS	P6015375	P6015375	P6015375	P6015375
3-10-P	Stuffing Box	2	Cast Iron	P6015324	P6015324	P6015304	P6015304
3-11-P	Pin (Stuffing Box)	2	Stainless Steel	P6010071	P6010071	P6010071	P6010071
3-12-P	O-Ring (Stuffing Box)	4	FKM	P6011229	P6011229	P6010243	P6010243
3-14-P	Half Packing Gland	4	Cast Iron	P6015373	P6015373	P6015368	P6015368
3-16-P	Stud (Packing Gland)	4	Stainless Steel	P6016392	P6016392	P6015406	P6015406
3-17-P	Nut (Packing Gland)	4	Stainless Steel	P6015866	P6015866	P6015408	P6015408
3-18-P	Shaft Guard	2	304 SS	P6018040	P6018040	P6018035	P6018035
3-19-P	Bolt (Shaft Guard)	4	Steel	P6010677	P6010677	P6019053	P6019053
3-20-P	Packing Ring	-	608D PTFE Graphite	P6016557	P6016557	P6016550	P6016550
3-21-P	Lantern Ring	2	PTFE	P6016566	P6016566	P6016561	P6016561

▼ MR4 is standard unless listed as not available or if pump working pressure exceeds 175 psi. MR3 is standard for working pressures above 175 psi.

► Drive ring only required for MR4 mechanical seals.

**Wet Shaft Design (Seal on Shaft) – Optional Construction**

<b>Mechanical Seal – Optional Construction</b>		<b>Qty.</b>	<b>Standard Material</b>	<b>12x16x28</b>	<b>12x16x27</b>	<b>14x14x12</b>	<b>14x14x11</b>
3-00-D	Shaft	1	420 SS	P6015933	P6015933	P6015893	P6015893
3-01-D	Coupling Key (Pump End)	1	Steel	P6019836	P6019836	P6019834	P6019834
3-02-D	Impeller Key(s)	-	Steel	P6011232	P6011232	P6011326	P6011326
3-10-D	Stuffing Box	2	Cast Iron	P6015324	P6015324	P6015304	P6015304
3-11-D	Pin (Stuffing Box)	2	Stainless Steel	P6010071	P6010071	P6010071	P6010071
3-12-D	O-Ring (Stuffing Box)	4	FKM	P6011229	P6011229	P6010243	P6010243
3-13-D	Plug (Stuffing Box)	2	Steel	P6010071	P6010071	P6010071	P6010071
3-14-D	Seal Gland	2	Steel	P6015354	P6015354	P6015344	P6015344
3-15-D	O-Ring (Seal Gland)	2	FKM	P6015834	P6015834	P6015748	P6015748
3-16-D	Bolt (Seal Gland)	8	Steel	P6015771	P6015771	P6015400	P6015400
3-17-D	Washer (Seal Gland)	8	Steel	P6015770	P6015770	P6010025	P6010025
3-18-D	Shaft Guard	2	304 SS	P6015862	P6015862	P6015749	P6015749
3-19-D	Bolt (Shaft Guard)	4	Steel	P6010677	P6010677	P6019053	P6019053
3-20-D	MR4 Mechanical Seal <sup>▼</sup>	2	C/SiC/EPDM	P6000054	P6000054	P6000049	P6000049
3-20-D	MR3 Mechanical Seal <sup>▼</sup>	2	C/SiC/EPDM	P6000034	P6000034	P6000029	P6000029
3-21-D	Drive Ring	1	304 SS	P6000094	P6000094	P6000089	P6000089
3-22-D	Snap Ring (Impeller)	1	304 SS	P6011231	P6011231	P6010245	P6010245
<b>Cartridge Seal – Optional Construction</b>							
3-00-G	Shaft	1	420 SS	P6015933	P6015933	P6015893	P6015893
3-01-G	Coupling Key (Pump End)	1	Steel	P6019836	P6019836	P6019834	P6019834
3-02-G	Impeller Key(s)	-	Steel	P6011232	P6011232	P6011326	P6011326
3-10-G	Stuffing Box	2	Cast Iron	P6015324	P6015324	P6015304	P6015304
3-11-G	Pin (Stuffing Box)	2	Stainless Steel	P6010071	P6010071	P6010071	P6010071
3-12-G	O-Ring (Stuffing Box)	4	FKM	P6011229	P6011229	P6010243	P6010243
3-13-G	Plug (Stuffing Box)	2	Steel	P6010071	P6010071	P6010071	P6010071
3-16-G	Bolt (Cartridge Seal)	8	Steel	P6015978	P6015978	P6015401	P6015401
3-17-G	Washer (Cartridge Seal)	8	Steel	P6015770	P6015770	P6010025	P6010025
3-18-G	Shaft Guard	2	304 SS	P6015862	P6015862	P6015749	P6015749
3-19-G	Bolt (Shaft Guard)	4	Steel	P6010677	P6010677	P6019053	P6019053
3-20-G	MR6 Cartridge Seal	2	C/SiC/EDPM	P6000200	P6000200	P6000069	P6000069
3-22-G	Snap Ring (Impeller)	1	304 SS	P6011231	P6011231	P6010245	P6010245

▼MR4 is standard unless listed as not available or if pump working pressure exceeds 175 psi. MR3 is standard for working pressures above 175 psi.

## e-XC Single Stage, Double Suction Centrifugal Pumps

14x16x15	14x16x27.5	No.	81	82	83	84
		e-XC Pump Model	<b>14x16x15</b>	<b>14x16x14.5</b>	<b>14x16x27.5</b>	<b>14x16x26</b>
14x16x14.5	14x16x26	Shaft Group	75	75	105	105
		Pump Code	350385	350365	350690	350655

### Common Parts – Standard Construction

Cat No.	Description	Qty.	Standard Material	Part Numbers			
1-00	Casing Asm. (Std. Drilling) ▲	1	Cast Iron (Class 30)	P6011029	P6011029	N/A	N/A
1-00	Casing Asm. (Std. Drilling) ▲	1	Ductile Iron (65-45-12)	P6011030	P6011030	P6011555	P6011555
1-01	Bite-Type Fitting	2	304 SS	P6010421	P6010421	P6010421	P6010421
1-02	Ball Valve	2	304 SS	P6010675	P6010675	P6010675	P6010675
1-03	Four Arm Tube	1	304 SS	P6015607	P6015607	P6015607	P6015607
1-04	Plug (Upper Casing)	1	Steel	P6010069	P6010069	P6010069	P6010069
1-05	Flush Pipe	-	304 SS	P6017962	P6017962	P6017962	P6017962
1-06	Casing Bolt (Large)	4	Steel	P6010020	P6010020	P6017951	P6017951
1-07	Washer (Large)	4	Steel	P6010026	P6010026	P6010029	P6010029
1-08	Casing Bolt (Small)	-	Steel	P6010019	P6010019	P6011012	P6011012
1-09	Washer (Small)	-	Steel	P6010026	P6010026	P6010029	P6010029
1-10	Tapered Pin	2	Steel	P6010222	P6010222	P6011239	P6011239
1-11	Nut (Tapered Pin)	2	Steel	P6010013	P6010013	P6010013	P6010013
1-12	Suction Gasket	1	Aramid Fiber	P6010149	P6010149	P6011349	P6011349
1-13	Discharge Gasket	1	Aramid Fiber	P6011000	P6011000	P6011350	P6011350
1-14	Plug (Lower Casing)	10	Steel	P6010069	P6010069	P6010069	P6010069
1-15	Jacking Screw	2	Steel	P6010003	P6010003	P6011336	P6011336
2-00	Bearing Housing	2	Cast Iron	P6014981	P6014981	P6014993	P6014993
2-01	Bolt (Brg. Hsg.)	8	Steel	P6010008	P6010008	P6015870	P6015870
2-02	Washer (Brg. Hsg.)	8	Steel	P6010027	P6010027	P6015868	P6015868
2-03	Jacking Screw (Brg. Hsg.)	4	Steel	P6010001	P6010001	P6010001	P6010001
2-04	Eyebolt (Brg. Hsg.)	4	Steel	P6015405	P6015405	P6015405	P6015405
2-05	Drain Plug (Brg. Hsg.)	2	Steel	P6010071	P6010071	P6010071	P6010071
2-06	Side Plug (Large - Brg. Hsg.)	4	Steel	P6010069	P6010069	P6010069	P6010069
2-07	Side Plug (Small - Brg. Hsg.)	4	Steel	P6010066	P6010066	P6010066	P6010066
2-08	Grease Cup (Brg. Hsg.)	2	H62 Brass	P6010235	P6010235	P6010235	P6010235
2-09	Breather Vent (Brg. Hsg.)	2	Steel	P6015418	P6015418	P6015418	P6015418
2-10	Vibration Sensor Plug (Brg. Hsg.)	6	Steel	P6010067	P6010067	P6010067	P6010067
2-11	Temp. Sensor Plug (Brg. Hsg.)	4	Steel	P6010066	P6010066	P6010066	P6010066
2-12	Bearing Gland (Outboard)	1	Steel Plate	P6015272	P6015272	P6015290	P6015290
2-13	Bearing Gland (Outboard-Inner)	1	Cast Iron	P6015269	P6015269	P6015287	P6015287
2-14	Bearing Gland (Inboard-Inner)	1	Steel Plate	P6015270	P6015270	P6015288	P6015288
2-15	Bearing Gland (Inboard)	1	Steel Plate	P6015271	P6015271	P6015289	P6015289
2-16	Gasket (Bearing Gland)	4	Aramid Fiber	P6010906	P6010906	P6011339	P6011339
2-17	Bolt (Brg. Gland)	16	Steel	P6010007	P6010007	P6010007	P6010007
2-18	Washer (Brg. Gland)	16	Steel	P6010025	P6010025	P6010025	P6010025
2-19	Labyrinth Seal (Inner)	2	Cast Iron	P6015273	P6015273	P6015291	P6015291
2-20	Labyrinth Seal (Inboard)	1	Cast Iron	P6015274	P6015274	P6015292	P6015292
2-21	Set Screw (Lab. Seal)	15	Stainless Steel	P6010006	P6010006	P6010006	P6010006
2-22	O-ring (Lab. Seal Inner)	2	FKM	P6015423	P6015423	P6015842	P6015842
2-23	O-Ring (Lab. Seal Inboard)	1	FKM	P6015429	P6015429	P6015839	P6015839
2-24	Bearing	2	Steel	P6010879	P6010879	P6011338	P6011338
2-25	Shoulder Ring (Outb. Brg.)	1	Steel	P6010896	P6010896	P6011330	P6011330
2-26	Tab Washer (Outb. Brg.)	1	Steel	P6010895	P6010895	P6011329	P6011329
2-27	Locknut (Outb. Brg.)	1	Steel	P6010894	P6010894	P6011328	P6011328

### Std. Impeller Assembly

4-00	Impeller & Imp. WR Asm.	1	304 SS	P6010216	P6010767	P6011510	P6011514
4-01	Impeller (Machined For WR)	1	304 SS	P6010153	P6010156	P6011502	P6011508
4-02	Wear Ring (Impeller)	2	304 SS	P6010152	P6010152	P6011212	P6011212
4-03	Set Screw (Imp. WR)	6	Stainless Steel	P6010006	P6010006	P6010005	P6010005
4-04	Wear Ring (Casing)	2	C90300 Bronze	P6010150	P6010150	P6011207	P6011207
4-05	O-Ring (CWR)	4	FKM	P6019584	P6019584	P6019588	P6019588
4-06	Pin (CWR)	4	Stainless Steel	P6019597	P6019597	P6019597	P6019597

▲ Cast iron casing with ANSI 125# drilling is standard for working pressures below 175 psi unless listed as not available.

◀ Ductile iron casing with ANSI 250# drilling is standard for working pressures above 175 psi.

**Dry Shaft Design (Seal on Sleeve) – Standard Construction**

<b>Mechanical Seal – Standard Construction</b>		<b>Qty.</b>	<b>Standard Material</b>	<b>14x16x15</b>	<b>14x16x14.5</b>	<b>14x16x27.5</b>	<b>14x16x26</b>
3-00-C	Shaft	1	5140 Steel	P6019825	P6019825	P6019828	P6019828
3-01-C	Coupling Key (Pump End)	1	Steel	P6019833	P6019833	P6019837	P6019837
3-02-C	Impeller Key(s)	-	Steel	P6014692	P6014692	P6015861	P6015861
3-03-C	Shaft Sleeve	2	304 SS	P6019809	P6019809	P6019737	P6019737
3-04-C	Impeller Hub Sleeve	2	304 SS	P6014932	P6014932	P6015970	P6015970
3-05-C	Sleeve Nut	2	304 SS	P6014958	P6014958	P6014967	P6014967
3-06-C	O-ring (Shaft Sleeve)	2	FKM	P6010404	P6010404	P6015837	P6015837
3-07-C	Gasket (Imp. Hub Sleeve)	2	PTFE	P6015426	P6015426	P6015865	P6015865
3-08-C	Tab Washer (Sleeve Nut)	2	304 SS	P6014942	P6014942	P6014945	P6014945
3-09-C	Heterotype Key (Sleeve Nut)	2	304 SS	P6015375	P6015375	P6015375	P6015375
3-10-C	Stuffing Box	2	Cast Iron	P6019707	P6019707	P6019727	P6019727
3-11-C	Pin (Stuffing Box)	2	Stainless Steel	P6019597	P6019597	P6019597	P6019597
3-12-C	O-Ring (Stuffing Box)	4	FKM	P6010897	P6010897	P6011331	P6011331
3-13-C	Plug (Stuffing Box)	2	Steel	P6010071	P6010071	P6010071	P6010071
3-14-C	Seal Gland	2	Steel	P6019703	P6019703	P6019733	P6019733
3-15-C	O-Ring (Seal Gland)	2	FKM	P6015422	P6015422	P6015835	P6015835
3-16-C	Bolt (Seal Gland)	8	Steel	P6015402	P6015402	P6015771	P6015771
3-17-C	Washer (Seal Gland)	8	Steel	P6010027	P6010027	P6015770	P6015770
3-18-C	Shaft Guard	2	304 SS	P6015427	P6015427	P6015863	P6015863
3-19-C	Bolt (Shaft Guard)	4	Steel	P6010677	P6010677	P6010677	P6010677
3-20-C	MR4 Mechanical Seal	2	C/SiC/EPDM	P6000054	P6000054	N/A	N/A
3-20-C	MR3 Mechanical Seal	2	C/SiC/EPDM	P6000034	P6000034	P6000040	P6000040
3-21-C	Drive Ring (Includes Set Screws)	2	304 SS	P6019658	P6019658	N/A	N/A
<b>Cartridge Seal – Optional Construction</b>							
3-00-F	Shaft	1	5140 Steel	P6019825	P6019825	P6019828	P6019828
3-01-F	Coupling Key (Pump End)	1	Steel	P6019833	P6019833	P6019837	P6019837
3-02-F	Impeller Key(s)	-	Steel	P6014692	P6014692	P6015861	P6015861
3-03-F	Shaft Sleeve	2	304 SS	P6019809	P6019809	P6019737	P6019737
3-04-F	Impeller Hub Sleeve	2	304 SS	P6014932	P6014932	P6015970	P6015970
3-05-F	Sleeve Nut	2	304 SS	P6014958	P6014958	P6014967	P6014967
3-06-F	O-ring (Shaft Sleeve)	2	FKM	P6010404	P6010404	P6015837	P6015837
3-07-F	Gasket (Imp. Hub Sleeve)	2	PTFE	P6015426	P6015426	P6015865	P6015865
3-08-F	Tab Washer (Sleeve Nut)	2	304 SS	P6014942	P6014942	P6014945	P6014945
3-09-F	Heterotype Key (Sleeve Nut)	2	304 SS	P6015375	P6015375	P6015375	P6015375
3-10-F	Stuffing Box	2	Cast Iron	P6019709	P6019709	P6019729	P6019729
3-11-F	Pin (Stuffing Box)	2	Stainless Steel	P6010071	P6010071	P6010071	P6010071
3-12-F	O-Ring (Stuffing Box)	4	FKM	P6010897	P6010897	P6011331	P6011331
3-16-F	Bolt (Cartridge Seal)	8	Steel	P6015403	P6015403	P6015978	P6015978
3-17-F	Washer (Cartridge Seal)	8	Steel	P6010027	P6010027	P6015770	P6015770
3-18-F	Shaft Guard	2	304 SS	P6020425	P6020425	P6019850	P6019850
3-19-F	Bolt (Shaft Guard)	4	Steel	P6010677	P6010677	P6010677	P6010677
3-20-F	MR8 Cartridge Seal	2	C/SiC/EPDM	P6000252	P6000252	P6000255	P6000255
<b>Packing – Optional Construction</b>							
3-00-P	Shaft	1	5140 Steel	P6014869	P6014869	P6015939	P6015939
3-01-P	Coupling Key (Pump End)	1	Steel	P6019833	P6019833	P6019837	P6019837
3-02-P	Impeller Key(s)	-	Steel	P6014692	P6014692	P6015861	P6015861
3-03-P	Shaft Sleeve	2	304 SS	P6014911	P6014911	P6014920	P6014920
3-04-P	Impeller Hub Sleeve	2	304 SS	P6014932	P6014932	P6015970	P6015970
3-05-P	Sleeve Nut	2	304 SS	P6014958	P6014958	P6014967	P6014967
3-06-P	O-ring (Shaft Sleeve)	2	FKM	P6010404	P6010404	P6015837	P6015837
3-07-P	Gasket (Imp. Hub Sleeve)	2	PTFE	P6015426	P6015426	P6015865	P6015865
3-08-P	Tab Washer (Sleeve Nut)	2	304 SS	P6014942	P6014942	P6014945	P6014945
3-09-P	Heterotype Key (Sleeve Nut)	2	304 SS	P6015375	P6015375	P6015375	P6015375
3-10-P	Stuffing Box	2	Cast Iron	P6015316	P6015316	P6015326	P6015326
3-11-P	Pin (Stuffing Box)	2	Stainless Steel	P6010071	P6010071	P6010071	P6010071
3-12-P	O-Ring (Stuffing Box)	4	FKM	P6010897	P6010897	P6011331	P6011331
3-14-P	Half Packing Gland	4	Cast Iron	P6015371	P6015371	P6015374	P6015374
3-16-P	Stud (Packing Gland)	4	Stainless Steel	P6015407	P6015407	P6016392	P6016392
3-17-P	Nut (Packing Gland)	4	Stainless Steel	P6015409	P6015409	P6015866	P6015866
3-18-P	Shaft Guard	2	304 SS	P6018038	P6018038	P6018041	P6018041
3-19-P	Bolt (Shaft Guard)	4	Steel	P6010677	P6010677	P6010677	P6010677
3-20-P	Packing Ring	-	608D PTFE Graphite	P6016554	P6016554	P6016558	P6016558
3-21-P	Lantern Ring	2	PTFE	P6016564	P6016564	P6016567	P6016567

▼MR4 is standard unless listed as not available or if pump working pressure exceeds 175 psi. MR3 is standard for working pressures above 175 psi.

►Drive ring only required for MR4 mechanical seals.

**Wet Shaft Design (Seal on Shaft) – Optional Construction**

<b>Mechanical Seal – Optional Construction</b>		<b>Qty.</b>	<b>Standard Material</b>	<b>14x16x15</b>	<b>14x16x14.5</b>	<b>14x16x27.5</b>	<b>14x16x26</b>
3-00-D	Shaft	1	420 SS	P6014872	P6014872	P6015941	P6015941
3-01-D	Coupling Key (Pump End)	1	Steel	P6019833	P6019833	P6019837	P6019837
3-02-D	Impeller Key(s)	-	Steel	P6010901	P6010901	P6011337	P6011337
3-10-D	Stuffing Box	2	Cast Iron	P6015316	P6015316	P6015326	P6015326
3-11-D	Pin (Stuffing Box)	2	Stainless Steel	P6010071	P6010071	P6010071	P6010071
3-12-D	O-Ring (Stuffing Box)	4	FKM	P6010897	P6010897	P6011331	P6011331
3-13-D	Plug (Stuffing Box)	2	Steel	P6010071	P6010071	P6010071	P6010071
3-14-D	Seal Gland	2	Steel	P6015350	P6015350	P6015356	P6015356
3-15-D	O-Ring (Seal Gland)	2	FKM	P6015422	P6015422	P6015835	P6015835
3-16-D	Bolt (Seal Gland)	8	Steel	P6015402	P6015402	P6015771	P6015771
3-17-D	Washer (Seal Gland)	8	Steel	P6010027	P6010027	P6015770	P6015770
3-18-D	Shaft Guard	2	304 SS	P6015427	P6015427	P6015863	P6015863
3-19-D	Bolt (Shaft Guard)	4	Steel	P6010677	P6010677	P6010677	P6010677
3-20-D	MR4 Mechanical Seal <sup>▼</sup>	2	C/SiC/EPDM	P6000052	P6000052	N/A	N/A
3-20-D	MR3 Mechanical Seal <sup>▼</sup>	2	C/SiC/EPDM	P6000032	P6000032	P6000036	P6000036
3-21-D	Drive Ring	1	304 SS	P6000092	P6000092	-	-
3-22-D	Snap Ring (Impeller)	1	304 SS	P6010900	P6010900	P6011333	P6011333
<b>Cartridge Seal – Optional Construction</b>							
3-00-G	Shaft	1	420 SS	P6014872	P6014872	P6015941	P6015941
3-01-G	Coupling Key (Pump End)	1	Steel	P6019833	P6019833	P6019837	P6019837
3-02-G	Impeller Key(s)	-	Steel	P6010901	P6010901	P6011337	P6011337
3-10-G	Stuffing Box	2	Cast Iron	P6015316	P6015316	P6015326	P6015326
3-11-G	Pin (Stuffing Box)	2	Stainless Steel	P6010071	P6010071	P6010071	P6010071
3-12-G	O-Ring (Stuffing Box)	4	FKM	P6010897	P6010897	P6011331	P6011331
3-13-G	Plug (Stuffing Box)	2	Steel	P6010071	P6010071	P6010071	P6010071
3-16-G	Bolt (Cartridge Seal)	8	Steel	P6015403	P6015403	P6015978	P6015978
3-17-G	Washer (Cartridge Seal)	8	Steel	P6010027	P6010027	P6015770	P6015770
3-18-G	Shaft Guard	2	304 SS	P6015427	P6015427	P6015863	P6015863
3-19-G	Bolt (Shaft Guard)	4	Steel	P6010677	P6010677	P6010677	P6010677
3-20-G	MR6 Cartridge Seal	2	C/SiC/EDPM	P6000072	P6000072	P6000201	P6000201
3-22-G	Snap Ring (Impeller)	1	304 SS	P6010900	P6010900	P6011333	P6011333

▼MR4 is standard unless listed as not available or if pump working pressure exceeds 175 psi. MR3 is standard for working pressures above 175 psi.

## e-XC Single Stage, Double Suction Centrifugal Pumps

14x16x30.5	14x18x18	No.	85	86	87	88
		e-XC Pump Model	14x16x30.5	14x16x29	14x18x18	14x18x17
14x16x29	14x18x17	Shaft Group	120	120	85	85
		Pump Code	350780	350745	350450	350430

### Common Parts – Standard Construction

Cat No.	Description	Qty.	Standard Material	Part Numbers			
1-00	Casing Asm. (Std. Drilling) <sup>▲</sup>	1	Cast Iron (Class 30)	CF	CF	P6011297	P6011297
1-00	Casing Asm. (Std. Drilling) <sup>▲</sup>	1	Ductile Iron (65-45-12)	CF	CF	P6011298	P6011298
1-01	Bite-Type Fitting	2	304 SS	CF	CF	P6010421	P6010421
1-02	Ball Valve	2	304 SS	CF	CF	P6010675	P6010675
1-03	Four Arm Tube	1	304 SS	CF	CF	P6015607	P6015607
1-04	Plug (Upper Casing)	1	Steel	CF	CF	P6010069	P6010069
1-05	Flush Pipe	-	304 SS	CF	CF	P6017962	P6017962
1-06	Casing Bolt (Large)	4	Steel	CF	CF	P6010024	P6010024
1-07	Washer (Large)	4	Steel	CF	CF	P6010029	P6010029
1-08	Casing Bolt (Small)	-	Steel	CF	CF	P6010023	P6010023
1-09	Washer (Small)	-	Steel	CF	CF	P6010029	P6010029
1-10	Tapered Pin	2	Steel	CF	CF	P6010031	P6010031
1-11	Nut (Tapered Pin)	2	Steel	CF	CF	P6010013	P6010013
1-12	Suction Gasket	1	Aramid Fiber	CF	CF	P6011196	P6011196
1-13	Discharge Gasket	1	Aramid Fiber	CF	CF	P6011197	P6011197
1-14	Plug (Lower Casing)	10	Steel	CF	CF	P6010069	P6010069
1-15	Jacking Screw	2	Steel	CF	CF	P6010004	P6010004
2-00	Bearing Housing	2	Cast Iron	CF	CF	P6014985	P6014985
2-01	Bolt (Brg. Hsg.)	8	Steel	CF	CF	P6015771	P6015771
2-02	Washer (Brg. Hsg.)	8	Steel	CF	CF	P6015770	P6015770
2-03	Jacking Screw (Brg. Hsg.)	4	Steel	CF	CF	P6010001	P6010001
2-04	Eyebolt (Brg. Hsg.)	4	Steel	CF	CF	P6015405	P6015405
2-05	Drain Plug (Brg. Hsg.)	2	Steel	CF	CF	P6010071	P6010071
2-06	Side Plug (Large - Brg. Hsg.)	4	Steel	CF	CF	P6010069	P6010069
2-07	Side Plug (Small - Brg. Hsg.)	4	Steel	CF	CF	P6010066	P6010066
2-08	Grease Cup (Brg. Hsg.)	2	H62 Brass	CF	CF	P6010235	P6010235
2-09	Breather Vent (Brg. Hsg.)	2	Steel	CF	CF	P6015418	P6015418
2-10	Vibration Sensor Plug (Brg. Hsg.)	6	Steel	CF	CF	P6010067	P6010067
2-11	Temp. Sensor Plug (Brg. Hsg.)	4	Steel	CF	CF	P6010066	P6010066
2-12	Bearing Gland (Outboard)	1	Steel Plate	CF	CF	P6015278	P6015278
2-13	Bearing Gland (Outboard-Inner)	1	Cast Iron	CF	CF	P6015275	P6015275
2-14	Bearing Gland (Inboard-Inner)	1	Steel Plate	CF	CF	P6015276	P6015276
2-15	Bearing Gland (Inboard)	1	Steel Plate	CF	CF	P6015277	P6015277
2-16	Gasket (Bearing Gland)	4	Aramid Fiber	CF	CF	P6010204	P6010204
2-17	Bolt (Brg. Gland)	16	Steel	CF	CF	P6010007	P6010007
2-18	Washer (Brg. Gland)	16	Steel	CF	CF	P6010025	P6010025
2-19	Labyrinth Seal (Inner)	2	Cast Iron	CF	CF	P6015279	P6015279
2-20	Labyrinth Seal (Inboard)	1	Cast Iron	CF	CF	P6015280	P6015280
2-21	Set Screw (Lab. Seal)	15	Stainless Steel	CF	CF	P6010006	P6010006
2-22	O-ring (Lab. Seal Inner)	2	FKM	CF	CF	P6015789	P6015789
2-23	O-Ring (Lab. Seal Inboard)	1	FKM	CF	CF	P6015790	P6015790
2-24	Bearing	2	Steel	CF	CF	P6010203	P6010203
2-25	Shoulder Ring (Outb. Brg.)	1	Steel	CF	CF	P6010048	P6010048
2-26	Tab Washer (Outb. Brg.)	1	Steel	CF	CF	P6010035	P6010035
2-27	Locknut (Outb. Brg.)	1	Steel	CF	CF	P6010042	P6010042

### Std. Impeller Assembly

4-00	Impeller & Imp. WR Asm.	1	304 SS	CF	CF	P6011251	P6011255
4-01	Impeller (Machined For WR)	1	304 SS	CF	CF	P6011130	P6011136
4-02	Wear Ring (Impeller)	2	304 SS	CF	CF	P6011212	P6011212
4-03	Set Screw (Imp. WR)	6	Stainless Steel	CF	CF	P6010005	P6010005
4-04	Wear Ring (Casing)	2	C90300 Bronze	CF	CF	P6011207	P6011207
4-05	O-Ring (CWR)	4	FKM	CF	CF	P6019588	P6019588
4-06	Pin (CWR)	4	Stainless Steel	CF	CF	P6019597	P6019597

▲ Cast iron casing with ANSI 125# drilling is standard for working pressures below 175 psi unless listed as not available.

◄ Ductile iron casing with ANSI 250# drilling is standard for working pressures above 175 psi.

CF = Consult factory



**Dry Shaft Design (Seal on Sleeve) – Standard Construction**

<b>Mechanical Seal – Standard Construction</b>		<b>Qty.</b>	<b>Standard Material</b>	<b>14x16x30.5</b>	<b>14x16x29</b>	<b>14x18x18</b>	<b>14x18x17</b>
3-00-C	Shaft	1	5140 Steel	CF	CF	P6019736	P6019736
3-01-C	Coupling Key (Pump End)	1	Steel	CF	CF	P6019835	P6019835
3-02-C	Impeller Key(s)	-	Steel	CF	CF	P6010673	P6010673
3-03-C	Shaft Sleeve	2	304 SS	CF	CF	P6019735	P6019735
3-04-C	Impeller Hub Sleeve	2	304 SS	CF	CF	P6015964	P6015964
3-05-C	Sleeve Nut	2	304 SS	CF	CF	P6014961	P6014961
3-06-C	O-ring (Shaft Sleeve)	2	FKM	CF	CF	P6015786	P6015786
3-07-C	Gasket (Imp. Hub Sleeve)	2	PTFE	CF	CF	P6015785	P6015785
3-08-C	Tab Washer (Sleeve Nut)	2	304 SS	CF	CF	P6014943	P6014943
3-09-C	Heterotype Key (Sleeve Nut)	2	304 SS	CF	CF	P6015375	P6015375
3-10-C	Stuffing Box	2	Cast Iron	CF	CF	P6019674	P6019674
3-11-C	Pin (Stuffing Box)	2	Stainless Steel	CF	CF	P6019597	P6019597
3-12-C	O-Ring (Stuffing Box)	4	FKM	CF	CF	P6010059	P6010059
3-13-C	Plug (Stuffing Box)	2	Steel	CF	CF	P6010071	P6010071
3-14-C	Seal Gland	2	Steel	CF	CF	P6019686	P6019686
3-15-C	O-Ring (Seal Gland)	2	FKM	CF	CF	P6015833	P6015833
3-16-C	Bolt (Seal Gland)	8	Steel	CF	CF	P6015402	P6015402
3-17-C	Washer (Seal Gland)	8	Steel	CF	CF	P6010027	P6010027
3-18-C	Shaft Guard	2	304 SS	CF	CF	P6015787	P6015787
3-19-C	Bolt (Shaft Guard)	4	Steel	CF	CF	P6010677	P6010677
3-20-C	MR4 Mechanical Seal ▼	2	C/SiC/EPDM	CF	CF	N/A	N/A
3-20-C	MR3 Mechanical Seal ▼	2	C/SiC/EPDM	CF	CF	P6000036	P6000036
3-21-C	Drive Ring (Includes Set Screws) ▶	2	304 SS	CF	CF	N/A	N/A
<b>Cartridge Seal – Optional Construction</b>							
3-00-F	Shaft	1	5140 Steel	CF	CF	P6019736	P6019736
3-01-F	Coupling Key (Pump End)	1	Steel	CF	CF	P6019835	P6019835
3-02-F	Impeller Key(s)	-	Steel	CF	CF	P6010673	P6010673
3-03-F	Shaft Sleeve	2	304 SS	CF	CF	P6019735	P6019735
3-04-F	Impeller Hub Sleeve	2	304 SS	CF	CF	P6015964	P6015964
3-05-F	Sleeve Nut	2	304 SS	CF	CF	P6014961	P6014961
3-06-F	O-ring (Shaft Sleeve)	2	FKM	CF	CF	P6015786	P6015786
3-07-F	Gasket (Imp. Hub Sleeve)	2	PTFE	CF	CF	P6015785	P6015785
3-08-F	Tab Washer (Sleeve Nut)	2	304 SS	CF	CF	P6014943	P6014943
3-09-F	Heterotype Key (Sleeve Nut)	2	304 SS	CF	CF	P6015375	P6015375
3-10-F	Stuffing Box	2	Cast Iron	CF	CF	P6019680	P6019680
3-11-F	Pin (Stuffing Box)	2	Stainless Steel	CF	CF	P6010071	P6010071
3-12-F	O-Ring (Stuffing Box)	4	FKM	CF	CF	P6010059	P6010059
3-16-F	Bolt (Cartridge Seal)	8	Steel	CF	CF	P6015402	P6015402
3-17-F	Washer (Cartridge Seal)	8	Steel	CF	CF	P6010027	P6010027
3-18-F	Shaft Guard	2	304 SS	CF	CF	P6019854	P6019854
3-19-F	Bolt (Shaft Guard)	4	Steel	CF	CF	P6010677	P6010677
3-20-F	MR8 Cartridge Seal	2	C/SiC/EPDM	CF	CF	P6000253	P6000253
<b>Packing – Optional Construction</b>							
3-00-P	Shaft	1	5140 Steel	CF	CF	P6015923	P6015923
3-01-P	Coupling Key (Pump End)	1	Steel	CF	CF	P6019835	P6019835
3-02-P	Impeller Key(s)	-	Steel	CF	CF	P6010673	P6010673
3-03-P	Shaft Sleeve	2	304 SS	CF	CF	P6014914	P6014914
3-04-P	Impeller Hub Sleeve	2	304 SS	CF	CF	P6015964	P6015964
3-05-P	Sleeve Nut	2	304 SS	CF	CF	P6014961	P6014961
3-06-P	O-ring (Shaft Sleeve)	2	FKM	CF	CF	P6015786	P6015786
3-07-P	Gasket (Imp. Hub Sleeve)	2	PTFE	CF	CF	P6015785	P6015785
3-08-P	Tab Washer (Sleeve Nut)	2	304 SS	CF	CF	P6014943	P6014943
3-09-P	Heterotype Key (Sleeve Nut)	2	304 SS	CF	CF	P6015375	P6015375
3-10-P	Stuffing Box	2	Cast Iron	CF	CF	P6015318	P6015318
3-11-P	Pin (Stuffing Box)	2	Stainless Steel	CF	CF	P6010071	P6010071
3-12-P	O-Ring (Stuffing Box)	4	FKM	CF	CF	P6010059	P6010059
3-14-P	Half Packing Gland	4	Cast Iron	CF	CF	P6015370	P6015370
3-16-P	Stud (Packing Gland)	4	Stainless Steel	CF	CF	P6015407	P6015407
3-17-P	Nut (Packing Gland)	4	Stainless Steel	CF	CF	P6015409	P6015409
3-18-P	Shaft Guard	2	304 SS	CF	CF	P6018039	P6018039
3-19-P	Bolt (Shaft Guard)	4	Steel	CF	CF	P6010677	P6010677
3-20-P	Packing Ring	-	608D PTFE Graphite	CF	CF	P6016556	P6016556
3-21-P	Lantern Ring	2	PTFE	CF	CF	P6016563	P6016563

▼MR4 is standard unless listed as not available or if pump working pressure exceeds 175 psi. MR3 is standard for working pressures above 175 psi.

▶Drive ring only required for MR4 mechanical seals.

**Wet Shaft Design (Seal on Shaft) – Optional Construction**

<b>Mechanical Seal – Optional Construction</b>		<b>Qty.</b>	<b>Standard Material</b>	<b>14x16x30.5</b>	<b>14x16x29</b>	<b>14x18x18</b>	<b>14x18x17</b>
3-00-D	Shaft	1	420 SS	CF	CF	P6015925	P6015925
3-01-D	Coupling Key (Pump End)	1	Steel	CF	CF	P6019835	P6019835
3-02-D	Impeller Key(s)	-	Steel	CF	CF	P6010078	P6010078
3-10-D	Stuffing Box	2	Cast Iron	CF	CF	P6015318	P6015318
3-11-D	Pin (Stuffing Box)	2	Stainless Steel	CF	CF	P6010071	P6010071
3-12-D	O-Ring (Stuffing Box)	4	FKM	CF	CF	P6010059	P6010059
3-13-D	Plug (Stuffing Box)	2	Steel	CF	CF	P6010071	P6010071
3-14-D	Seal Gland	2	Steel	CF	CF	P6015352	P6015352
3-15-D	O-Ring (Seal Gland)	2	FKM	CF	CF	P6015833	P6015833
3-16-D	Bolt (Seal Gland)	8	Steel	CF	CF	P6015402	P6015402
3-17-D	Washer (Seal Gland)	8	Steel	CF	CF	P6010027	P6010027
3-18-D	Shaft Guard	2	304 SS	CF	CF	P6015787	P6015787
3-19-D	Bolt (Shaft Guard)	4	Steel	CF	CF	P6010677	P6010677
3-20-D	MR4 Mechanical Seal <sup>▼</sup>	2	C/SiC/EPDM	CF	CF	P6000053	P6000053
3-20-D	MR3 Mechanical Seal <sup>▼</sup>	2	C/SiC/EPDM	CF	CF	P6000033	P6000033
3-21-D	Drive Ring	1	304 SS	CF	CF	P6000093	P6000093
3-22-D	Snap Ring (Impeller)	1	304 SS	CF	CF	P6010039	P6010039
<b>Cartridge Seal – Optional Construction</b>							
3-00-G	Shaft	1	420 SS	CF	CF	P6015925	P6015925
3-01-G	Coupling Key (Pump End)	1	Steel	CF	CF	P6019835	P6019835
3-02-G	Impeller Key(s)	-	Steel	CF	CF	P6010078	P6010078
3-10-G	Stuffing Box	2	Cast Iron	CF	CF	P6015318	P6015318
3-11-G	Pin (Stuffing Box)	2	Stainless Steel	CF	CF	P6010071	P6010071
3-12-G	O-Ring (Stuffing Box)	4	FKM	CF	CF	P6010059	P6010059
3-13-G	Plug (Stuffing Box)	2	Steel	CF	CF	P6010071	P6010071
3-16-G	Bolt (Cartridge Seal)	8	Steel	CF	CF	P6015403	P6015403
3-17-G	Washer (Cartridge Seal)	8	Steel	CF	CF	P6010027	P6010027
3-18-G	Shaft Guard	2	304 SS	CF	CF	P6015787	P6015787
3-19-G	Bolt (Shaft Guard)	4	Steel	CF	CF	P6010677	P6010677
3-20-G	MR6 Cartridge Seal	2	C/SiC/EDPM	CF	CF	P6000073	P6000073
3-22-G	Snap Ring (Impeller)	1	304 SS	CF	CF	P6010039	P6010039

▼MR4 is standard unless listed as not available or if pump working pressure exceeds 175 psi. MR3 is standard for working pressures above 175 psi.

## e-XC Single Stage, Double Suction Centrifugal Pumps

14x18x21	14x20x26.5	No.	89	90	91	92
		e-XC Pump Model	14x18x21	14x18x20	14x20x26.5	14x20x25.5
14x18x20	14x20x25.5	Shaft Group	85	85	85	85
		Pump Code	350530	350505	350685	350650

### Common Parts – Standard Construction

Cat No.	Description	Qty.	Standard Material	Part Numbers			
1-00	Casing Asm. (Std. Drilling) ▲	1	Cast Iron (Class 30)	P6011301	P6011301	CF	CF
1-00	Casing Asm. (Std. Drilling) ▲	1	Ductile Iron (65-45-12)	P6011302	P6011302	CF	CF
1-01	Bite-Type Fitting	2	304 SS	P6010421	P6010421	CF	CF
1-02	Ball Valve	2	304 SS	P6010675	P6010675	CF	CF
1-03	Four Arm Tube	1	304 SS	P6015607	P6015607	CF	CF
1-04	Plug (Upper Casing)	1	Steel	P6010069	P6010069	CF	CF
1-05	Flush Pipe	-	304 SS	P6017962	P6017962	CF	CF
1-06	Casing Bolt (Large)	4	Steel	P6017948	P6017948	CF	CF
1-07	Washer (Large)	4	Steel	P6010026	P6010026	CF	CF
1-08	Casing Bolt (Small)	-	Steel	P6010257	P6010257	CF	CF
1-09	Washer (Small)	-	Steel	P6010026	P6010026	CF	CF
1-10	Tapered Pin	2	Steel	P6010031	P6010031	CF	CF
1-11	Nut (Tapered Pin)	2	Steel	P6010013	P6010013	CF	CF
1-12	Suction Gasket	1	Aramid Fiber	P6011198	P6011198	CF	CF
1-13	Discharge Gasket	1	Aramid Fiber	P6011199	P6011199	CF	CF
1-14	Plug (Lower Casing)	10	Steel	P6010069	P6010069	CF	CF
1-15	Jacking Screw	2	Steel	P6010004	P6010004	CF	CF
2-00	Bearing Housing	2	Cast Iron	P6014985	P6014985	CF	CF
2-01	Bolt (Brg. Hsg.)	8	Steel	P6015771	P6015771	CF	CF
2-02	Washer (Brg. Hsg.)	8	Steel	P6015770	P6015770	CF	CF
2-03	Jacking Screw (Brg. Hsg.)	4	Steel	P6010001	P6010001	CF	CF
2-04	Eyebolt (Brg. Hsg.)	4	Steel	P6015405	P6015405	CF	CF
2-05	Drain Plug (Brg. Hsg.)	2	Steel	P6010071	P6010071	CF	CF
2-06	Side Plug (Large - Brg. Hsg.)	4	Steel	P6010069	P6010069	CF	CF
2-07	Side Plug (Small - Brg. Hsg.)	4	Steel	P6010066	P6010066	CF	CF
2-08	Grease Cup (Brg. Hsg.)	2	H62 Brass	P6010235	P6010235	CF	CF
2-09	Breather Vent (Brg. Hsg.)	2	Steel	P6015418	P6015418	CF	CF
2-10	Vibration Sensor Plug (Brg. Hsg.)	6	Steel	P6010067	P6010067	CF	CF
2-11	Temp. Sensor Plug (Brg. Hsg.)	4	Steel	P6010066	P6010066	CF	CF
2-12	Bearing Gland (Outboard)	1	Steel Plate	P6015278	P6015278	CF	CF
2-13	Bearing Gland (Outboard-Inner)	1	Cast Iron	P6015275	P6015275	CF	CF
2-14	Bearing Gland (Inboard-Inner)	1	Steel Plate	P6015276	P6015276	CF	CF
2-15	Bearing Gland (Inboard)	1	Steel Plate	P6015277	P6015277	CF	CF
2-16	Gasket (Bearing Gland)	4	Aramid Fiber	P6010204	P6010204	CF	CF
2-17	Bolt (Brg. Gland)	16	Steel	P6010007	P6010007	CF	CF
2-18	Washer (Brg. Gland)	16	Steel	P6010025	P6010025	CF	CF
2-19	Labyrinth Seal (Inner)	2	Cast Iron	P6015279	P6015279	CF	CF
2-20	Labyrinth Seal (Inboard)	1	Cast Iron	P6015280	P6015280	CF	CF
2-21	Set Screw (Lab. Seal)	15	Stainless Steel	P6010006	P6010006	CF	CF
2-22	O-ring (Lab. Seal Inner)	2	FKM	P6015789	P6015789	CF	CF
2-23	O-Ring (Lab. Seal Inboard)	1	FKM	P6015790	P6015790	CF	CF
2-24	Bearing	2	Steel	P6010203	P6010203	CF	CF
2-25	Shoulder Ring (Outb. Brg.)	1	Steel	P6010048	P6010048	CF	CF
2-26	Tab Washer (Outb. Brg.)	1	Steel	P6010035	P6010035	CF	CF
2-27	Locknut (Outb. Brg.)	1	Steel	P6010042	P6010042	CF	CF

### Std. Impeller Assembly

4-00	Impeller & Imp. WR Asm.	1	304 SS	P6011259	P6011263	CF	CF
4-01	Impeller (Machined For WR)	1	304 SS	P6011142	P6011148	CF	CF
4-02	Wear Ring (Impeller)	2	304 SS	P6011214	P6011214	CF	CF
4-03	Set Screw (Imp. WR)	6	Stainless Steel	P6010005	P6010005	CF	CF
4-04	Wear Ring (Casing)	2	C90300 Bronze	P6011208	P6011208	CF	CF
4-05	O-Ring (CWR)	4	FKM	P6019590	P6019590	CF	CF
4-06	Pin (CWR)	4	Stainless Steel	P6019597	P6019597	CF	CF

▲ Cast iron casing with ANSI 125# drilling is standard for working pressures below 175 psi unless listed as not available.

◄ Ductile iron casing with ANSI 250# drilling is standard for working pressures above 175 psi.

CF = Consult factory

**Dry Shaft Design (Seal on Sleeve) – Standard Construction**

<b>Mechanical Seal – Standard Construction</b>		<b>Qty.</b>	<b>Standard Material</b>	<b>14x18x21</b>	<b>14x18x20</b>	<b>14x20x26.5</b>	<b>14x20x25.5</b>
3-00-C	Shaft	1	5140 Steel	P6019736	P6019736	CF	CF
3-01-C	Coupling Key (Pump End)	1	Steel	P6019835	P6019835	CF	CF
3-02-C	Impeller Key(s)	-	Steel	P6010673	P6010673	CF	CF
3-03-C	Shaft Sleeve	2	304 SS	P6019735	P6019735	CF	CF
3-04-C	Impeller Hub Sleeve	2	304 SS	P6015964	P6015964	CF	CF
3-05-C	Sleeve Nut	2	304 SS	P6014961	P6014961	CF	CF
3-06-C	O-ring (Shaft Sleeve)	2	FKM	P6015786	P6015786	CF	CF
3-07-C	Gasket (Imp. Hub Sleeve)	2	PTFE	P6015785	P6015785	CF	CF
3-08-C	Tab Washer (Sleeve Nut)	2	304 SS	P6014943	P6014943	CF	CF
3-09-C	Heterotype Key (Sleeve Nut)	2	304 SS	P6015375	P6015375	CF	CF
3-10-C	Stuffing Box	2	Cast Iron	P6019674	P6019674	CF	CF
3-11-C	Pin (Stuffing Box)	2	Stainless Steel	P6019597	P6019597	CF	CF
3-12-C	O-Ring (Stuffing Box)	4	FKM	P6010059	P6010059	CF	CF
3-13-C	Plug (Stuffing Box)	2	Steel	P6010071	P6010071	CF	CF
3-14-C	Seal Gland	2	Steel	P6019686	P6019686	CF	CF
3-15-C	O-Ring (Seal Gland)	2	FKM	P6015833	P6015833	CF	CF
3-16-C	Bolt (Seal Gland)	8	Steel	P6015402	P6015402	CF	CF
3-17-C	Washer (Seal Gland)	8	Steel	P6010027	P6010027	CF	CF
3-18-C	Shaft Guard	2	304 SS	P6015787	P6015787	CF	CF
3-19-C	Bolt (Shaft Guard)	4	Steel	P6010677	P6010677	CF	CF
3-20-C	MR4 Mechanical Seal ▼	2	C/SiC/EPDM	N/A	N/A	CF	CF
3-20-C	MR3 Mechanical Seal ▼	2	C/SiC/EPDM	P6000036	P6000036	CF	CF
3-21-C	Drive Ring (Includes Set Screws) ▶	2	304 SS	N/A	N/A	CF	CF
<b>Cartridge Seal – Optional Construction</b>							
3-00-F	Shaft	1	5140 Steel	P6019736	P6019736	CF	CF
3-01-F	Coupling Key (Pump End)	1	Steel	P6019835	P6019835	CF	CF
3-02-F	Impeller Key(s)	-	Steel	P6010673	P6010673	CF	CF
3-03-F	Shaft Sleeve	2	304 SS	P6019735	P6019735	CF	CF
3-04-F	Impeller Hub Sleeve	2	304 SS	P6015964	P6015964	CF	CF
3-05-F	Sleeve Nut	2	304 SS	P6014961	P6014961	CF	CF
3-06-F	O-ring (Shaft Sleeve)	2	FKM	P6015786	P6015786	CF	CF
3-07-F	Gasket (Imp. Hub Sleeve)	2	PTFE	P6015785	P6015785	CF	CF
3-08-F	Tab Washer (Sleeve Nut)	2	304 SS	P6014943	P6014943	CF	CF
3-09-F	Heterotype Key (Sleeve Nut)	2	304 SS	P6015375	P6015375	CF	CF
3-10-F	Stuffing Box	2	Cast Iron	P6019680	P6019680	CF	CF
3-11-F	Pin (Stuffing Box)	2	Stainless Steel	P6010071	P6010071	CF	CF
3-12-F	O-Ring (Stuffing Box)	4	FKM	P6010059	P6010059	CF	CF
3-16-F	Bolt (Cartridge Seal)	8	Steel	P6015402	P6015402	CF	CF
3-17-F	Washer (Cartridge Seal)	8	Steel	P6010027	P6010027	CF	CF
3-18-F	Shaft Guard	2	304 SS	P6019854	P6019854	CF	CF
3-19-F	Bolt (Shaft Guard)	4	Steel	P6010677	P6010677	CF	CF
3-20-F	MR8 Cartridge Seal	2	C/SiC/EPDM	P6000253	P6000253	CF	CF
<b>Packing – Optional Construction</b>							
3-00-P	Shaft	1	5140 Steel	P6015923	P6015923	CF	CF
3-01-P	Coupling Key (Pump End)	1	Steel	P6019835	P6019835	CF	CF
3-02-P	Impeller Key(s)	-	Steel	P6010673	P6010673	CF	CF
3-03-P	Shaft Sleeve	2	304 SS	P6014914	P6014914	CF	CF
3-04-P	Impeller Hub Sleeve	2	304 SS	P6015964	P6015964	CF	CF
3-05-P	Sleeve Nut	2	304 SS	P6014961	P6014961	CF	CF
3-06-P	O-ring (Shaft Sleeve)	2	FKM	P6015786	P6015786	CF	CF
3-07-P	Gasket (Imp. Hub Sleeve)	2	PTFE	P6015785	P6015785	CF	CF
3-08-P	Tab Washer (Sleeve Nut)	2	304 SS	P6014943	P6014943	CF	CF
3-09-P	Heterotype Key (Sleeve Nut)	2	304 SS	P6015375	P6015375	CF	CF
3-10-P	Stuffing Box	2	Cast Iron	P6015318	P6015318	CF	CF
3-11-P	Pin (Stuffing Box)	2	Stainless Steel	P6010071	P6010071	CF	CF
3-12-P	O-Ring (Stuffing Box)	4	FKM	P6010059	P6010059	CF	CF
3-14-P	Half Packing Gland	4	Cast Iron	P6015372	P6015372	CF	CF
3-16-P	Stud (Packing Gland)	4	Stainless Steel	P6015407	P6015407	CF	CF
3-17-P	Nut (Packing Gland)	4	Stainless Steel	P6015409	P6015409	CF	CF
3-18-P	Shaft Guard	2	304 SS	P6018039	P6018039	CF	CF
3-19-P	Bolt (Shaft Guard)	4	Steel	P6010677	P6010677	CF	CF
3-20-P	Packing Ring	-	608D PTFE Graphite	P6016556	P6016556	CF	CF
3-21-P	Lantern Ring	2	PTFE	P6016565	P6016565	CF	CF

▼MR4 is standard unless listed as not available or if pump working pressure exceeds 175 psi. MR3 is standard for working pressures above 175 psi.

▶Drive ring only required for MR4 mechanical seals.

**Wet Shaft Design (Seal on Shaft) – Optional Construction**

<b>Mechanical Seal – Optional Construction</b>		<b>Qty.</b>	<b>Standard Material</b>	<b>14x18x21</b>	<b>14x18x20</b>	<b>14x20x26.5</b>	<b>14x20x25.5</b>
3-00-D	Shaft	1	420 SS	P6015925	P6015925	CF	CF
3-01-D	Coupling Key (Pump End)	1	Steel	P6019835	P6019835	CF	CF
3-02-D	Impeller Key(s)	-	Steel	P6010078	P6010078	CF	CF
3-10-D	Stuffing Box	2	Cast Iron	P6015318	P6015318	CF	CF
3-11-D	Pin (Stuffing Box)	2	Stainless Steel	P6010071	P6010071	CF	CF
3-12-D	O-Ring (Stuffing Box)	4	FKM	P6010059	P6010059	CF	CF
3-13-D	Plug (Stuffing Box)	2	Steel	P6010071	P6010071	CF	CF
3-14-D	Seal Gland	2	Steel	P6015352	P6015352	CF	CF
3-15-D	O-Ring (Seal Gland)	2	FKM	P6015833	P6015833	CF	CF
3-16-D	Bolt (Seal Gland)	8	Steel	P6015402	P6015402	CF	CF
3-17-D	Washer (Seal Gland)	8	Steel	P6010027	P6010027	CF	CF
3-18-D	Shaft Guard	2	304 SS	P6015787	P6015787	CF	CF
3-19-D	Bolt (Shaft Guard)	4	Steel	P6010677	P6010677	CF	CF
3-20-D	MR4 Mechanical Seal <sup>▼</sup>	2	C/SiC/EPDM	P6000053	P6000053	CF	CF
3-20-D	MR3 Mechanical Seal <sup>▼</sup>	2	C/SiC/EPDM	P6000033	P6000033	CF	CF
3-21-D	Drive Ring	1	304 SS	P6000093	P6000093	CF	CF
3-22-D	Snap Ring (Impeller)	1	304 SS	P6010039	P6010039	CF	CF
<b>Cartridge Seal – Optional Construction</b>							
3-00-G	Shaft	1	420 SS	P6015925	P6015925	CF	CF
3-01-G	Coupling Key (Pump End)	1	Steel	P6019835	P6019835	CF	CF
3-02-G	Impeller Key(s)	-	Steel	P6010078	P6010078	CF	CF
3-10-G	Stuffing Box	2	Cast Iron	P6015318	P6015318	CF	CF
3-11-G	Pin (Stuffing Box)	2	Stainless Steel	P6010071	P6010071	CF	CF
3-12-G	O-Ring (Stuffing Box)	4	FKM	P6010059	P6010059	CF	CF
3-13-G	Plug (Stuffing Box)	2	Steel	P6010071	P6010071	CF	CF
3-16-G	Bolt (Cartridge Seal)	8	Steel	P6015403	P6015403	CF	CF
3-17-G	Washer (Cartridge Seal)	8	Steel	P6010027	P6010027	CF	CF
3-18-G	Shaft Guard	2	304 SS	P6015787	P6015787	CF	CF
3-19-G	Bolt (Shaft Guard)	4	Steel	P6010677	P6010677	CF	CF
3-20-G	MR6 Cartridge Seal	2	C/SiC/EDPM	P6000073	P6000073	CF	CF
3-22-G	Snap Ring (Impeller)	1	304 SS	P6010039	P6010039	CF	CF

▼MR4 is standard unless listed as not available or if pump working pressure exceeds 175 psi. MR3 is standard for working pressures above 175 psi.

## e-XC Single Stage, Double Suction Centrifugal Pumps

14x20x33	16x16x13.5	No.	93	94	95	96
		e-XC Pump Model	14x20x33	14x20x31.5	16x16x13.5	16x16x13
14x20x31.5	16x16x13	Shaft Group	95	95	55	55
		Pump Code	350845	350805	400340	400325

### Common Parts – Standard Construction

Cat No.	Description	Qty.	Standard Material	Part Numbers			
1-00	Casing Asm. (Std. Drilling) ▲	1	Cast Iron (Class 30)	CF	CF	P6011544	P6011544
1-00	Casing Asm. (Std. Drilling) ▲	1	Ductile Iron (65-45-12)	CF	CF	P6011545	P6011545
1-01	Bite-Type Fitting	2	304 SS	CF	CF	P6010421	P6010421
1-02	Ball Valve	2	304 SS	CF	CF	P6010675	P6010675
1-03	Four Arm Tube	1	304 SS	CF	CF	P6015607	P6015607
1-04	Plug (Upper Casing)	1	Steel	CF	CF	P6010069	P6010069
1-05	Flush Pipe	-	304 SS	CF	CF	P6017962	P6017962
1-06	Casing Bolt (Large)	4	Steel	CF	CF	P6017947	P6017947
1-07	Washer (Large)	4	Steel	CF	CF	P6010026	P6010026
1-08	Casing Bolt (Small)	-	Steel	CF	CF	P6010257	P6010257
1-09	Washer (Small)	-	Steel	CF	CF	P6010026	P6010026
1-10	Tapered Pin	2	Steel	CF	CF	P6010031	P6010031
1-11	Nut (Tapered Pin)	2	Steel	CF	CF	P6010013	P6010013
1-12	Suction Gasket	1	Aramid Fiber	CF	CF	P6011343	P6011343
1-13	Discharge Gasket	1	Aramid Fiber	CF	CF	P6011344	P6011344
1-14	Plug (Lower Casing)	10	Steel	CF	CF	P6010069	P6010069
1-15	Jacking Screw	2	Steel	CF	CF	P6010004	P6010004
2-00	Bearing Housing	2	Cast Iron	CF	CF	P6014973	P6014973
2-01	Bolt (Brg. Hsg.)	8	Steel	CF	CF	P6010008	P6010008
2-02	Washer (Brg. Hsg.)	8	Steel	CF	CF	P6010027	P6010027
2-03	Jacking Screw (Brg. Hsg.)	4	Steel	CF	CF	P6010001	P6010001
2-04	Eyebolt (Brg. Hsg.)	4	Steel	CF	CF	P6015404	P6015404
2-05	Drain Plug (Brg. Hsg.)	2	Steel	CF	CF	P6010071	P6010071
2-06	Side Plug (Large - Brg. Hsg.)	4	Steel	CF	CF	P6010069	P6010069
2-07	Side Plug (Small - Brg. Hsg.)	4	Steel	CF	CF	P6010066	P6010066
2-08	Grease Cup (Brg. Hsg.)	2	H62 Brass	CF	CF	P6010235	P6010235
2-09	Breather Vent (Brg. Hsg.)	2	Steel	CF	CF	P6015418	P6015418
2-10	Vibration Sensor Plug (Brg. Hsg.)	6	Steel	CF	CF	P6010067	P6010067
2-11	Temp. Sensor Plug (Brg. Hsg.)	4	Steel	CF	CF	P6010066	P6010066
2-12	Bearing Gland (Outboard)	1	Steel Plate	CF	CF	P6015260	P6015260
2-13	Bearing Gland (Outboard-Inner)	1	Cast Iron	CF	CF	P6015257	P6015257
2-14	Bearing Gland (Inboard-Inner)	1	Steel Plate	CF	CF	P6015258	P6015258
2-15	Bearing Gland (Inboard)	1	Steel Plate	CF	CF	P6015259	P6015259
2-16	Gasket (Bearing Gland)	4	Aramid Fiber	CF	CF	P6010103	P6010103
2-17	Bolt (Brg. Gland)	16	Steel	CF	CF	P6010007	P6010007
2-18	Washer (Brg. Gland)	16	Steel	CF	CF	P6010025	P6010025
2-19	Labyrinth Seal (Inner)	2	Cast Iron	CF	CF	P6015261	P6015261
2-20	Labyrinth Seal (Inboard)	1	Cast Iron	CF	CF	P6015262	P6015262
2-21	Set Screw (Lab. Seal)	15	Stainless Steel	CF	CF	P6010006	P6010006
2-22	O-ring (Lab. Seal Inner)	2	FKM	CF	CF	P6015389	P6015389
2-23	O-Ring (Lab. Seal Inboard)	1	FKM	CF	CF	P6015390	P6015390
2-24	Bearing	2	Steel	CF	CF	P6010102	P6010102
2-25	Shoulder Ring (Outb. Brg.)	1	Steel	CF	CF	P6010043	P6010043
2-26	Tab Washer (Outb. Brg.)	1	Steel	CF	CF	P6010033	P6010033
2-27	Locknut (Outb. Brg.)	1	Steel	CF	CF	P6010040	P6010040
<b>Std. Impeller Assembly</b>							
4-00	Impeller & Imp. WR Asm.	1	304 SS	CF	CF	P6011444	P6011448
4-01	Impeller (Machined For WR)	1	304 SS	CF	CF	P6011436	P6011442
4-02	Wear Ring (Impeller)	2	304 SS	CF	CF	P6011210	P6011210
4-03	Set Screw (Imp. WR)	6	Stainless Steel	CF	CF	P6010006	P6010006
4-04	Wear Ring (Casing)	2	C90300 Bronze	CF	CF	P6011206	P6011206
4-05	O-Ring (CWR)	4	FKM	CF	CF	P6019583	P6019583
4-06	Pin (CWR)	4	Stainless Steel	CF	CF	P6019597	P6019597

▲ Cast iron casing with ANSI 125# drilling is standard for working pressures below 175 psi unless listed as not available.

◀ Ductile iron casing with ANSI 250# drilling is standard for working pressures above 175 psi.

CF = Consult Factory

**Dry Shaft Design (Seal on Sleeve) – Standard Construction**

<b>Mechanical Seal – Standard Construction</b>		<b>Qty.</b>	<b>Standard Material</b>	<b>14x20x33</b>	<b>14x20x31.5</b>	<b>16x16x13.5</b>	<b>16x16x13</b>
3-00-C	Shaft	1	5140 Steel	CF	CF	P6019820	P6019820
3-01-C	Coupling Key (Pump End)	1	Steel	CF	CF	P6019831	P6019831
3-02-C	Impeller Key(s)	-	Steel	CF	CF	P6012878	P6012878
3-03-C	Shaft Sleeve	2	304 SS	CF	CF	P6019807	P6019807
3-04-C	Impeller Hub Sleeve	2	304 SS	CF	CF	P6015958	P6015958
3-05-C	Sleeve Nut	2	304 SS	CF	CF	P6014952	P6014952
3-06-C	O-ring (Shaft Sleeve)	2	FKM	CF	CF	P6015391	P6015391
3-07-C	Gasket (Imp. Hub Sleeve)	2	PTFE	CF	CF	P6015420	P6015420
3-08-C	Tab Washer (Sleeve Nut)	2	304 SS	CF	CF	P6014940	P6014940
3-09-C	Heterotype Key (Sleeve Nut)	2	304 SS	CF	CF	P6015375	P6015375
3-10-C	Stuffing Box	2	Cast Iron	CF	CF	P6019692	P6019692
3-11-C	Pin (Stuffing Box)	2	Stainless Steel	CF	CF	P6019597	P6019597
3-12-C	O-Ring (Stuffing Box)	4	FKM	CF	CF	P6010220	P6010220
3-13-C	Plug (Stuffing Box)	2	Steel	CF	CF	P6010071	P6010071
3-14-C	Seal Gland	2	Steel	CF	CF	P6019699	P6019699
3-15-C	O-Ring (Seal Gland)	2	FKM	CF	CF	P6015394	P6015394
3-16-C	Bolt (Seal Gland)	8	Steel	CF	CF	P6015402	P6015402
3-17-C	Washer (Seal Gland)	8	Steel	CF	CF	P6010027	P6010027
3-18-C	Shaft Guard	2	304 SS	CF	CF	P6015415	P6015415
3-19-C	Bolt (Shaft Guard)	4	Steel	CF	CF	P6010677	P6010677
3-20-C	MR4 Mechanical Seal ▼	2	C/SiC/EPDM	CF	CF	P6000195	P6000195
3-20-C	MR3 Mechanical Seal ▼	2	C/SiC/EPDM	CF	CF	P6000183	P6000183
3-21-C	Drive Ring (Includes Set Screws) ▶	2	304 SS	CF	CF	P6019655	P6019655
<b>Cartridge Seal – Optional Construction</b>							
3-00-F	Shaft	1	5140 Steel	CF	CF	P6019820	P6019820
3-01-F	Coupling Key (Pump End)	1	Steel	CF	CF	P6019831	P6019831
3-02-F	Impeller Key(s)	-	Steel	CF	CF	P6012878	P6012878
3-03-F	Shaft Sleeve	2	304 SS	CF	CF	P6019807	P6019807
3-04-F	Impeller Hub Sleeve	2	304 SS	CF	CF	P6015958	P6015958
3-05-F	Sleeve Nut	2	304 SS	CF	CF	P6014952	P6014952
3-06-F	O-ring (Shaft Sleeve)	2	FKM	CF	CF	P6015391	P6015391
3-07-F	Gasket (Imp. Hub Sleeve)	2	PTFE	CF	CF	P6015420	P6015420
3-08-F	Tab Washer (Sleeve Nut)	2	304 SS	CF	CF	P6014940	P6014940
3-09-F	Heterotype Key (Sleeve Nut)	2	304 SS	CF	CF	P6015375	P6015375
3-10-F	Stuffing Box	2	Cast Iron	CF	CF	P6019697	P6019697
3-11-F	Pin (Stuffing Box)	2	Stainless Steel	CF	CF	P6010071	P6010071
3-12-F	O-Ring (Stuffing Box)	4	FKM	CF	CF	P6010220	P6010220
3-16-F	Bolt (Cartridge Seal)	8	Steel	CF	CF	P6015403	P6015403
3-17-F	Washer (Cartridge Seal)	8	Steel	CF	CF	P6010027	P6010027
3-18-F	Shaft Guard	2	304 SS	CF	CF	P6019879	P6019879
3-19-F	Bolt (Shaft Guard)	4	Steel	CF	CF	P6010677	P6010677
3-20-F	MR8 Cartridge Seal	2	C/SiC/EPDM	CF	CF	P6000250	P6000250
<b>Packing – Optional Construction</b>							
3-00-P	Shaft	1	5140 Steel	CF	CF	P6015907	P6015907
3-01-P	Coupling Key (Pump End)	1	Steel	CF	CF	P6019831	P6019831
3-02-P	Impeller Key(s)	-	Steel	CF	CF	P6012878	P6012878
3-03-P	Shaft Sleeve	2	304 SS	CF	CF	P6014905	P6014905
3-04-P	Impeller Hub Sleeve	2	304 SS	CF	CF	P6015958	P6015958
3-05-P	Sleeve Nut	2	304 SS	CF	CF	P6014952	P6014952
3-06-P	O-ring (Shaft Sleeve)	2	FKM	CF	CF	P6015391	P6015391
3-07-P	Gasket (Imp. Hub Sleeve)	2	PTFE	CF	CF	P6015420	P6015420
3-08-P	Tab Washer (Sleeve Nut)	2	304 SS	CF	CF	P6014940	P6014940
3-09-P	Heterotype Key (Sleeve Nut)	2	304 SS	CF	CF	P6015375	P6015375
3-10-P	Stuffing Box	2	Cast Iron	CF	CF	P6015310	P6015310
3-11-P	Pin (Stuffing Box)	2	Stainless Steel	CF	CF	P6010071	P6010071
3-12-P	O-Ring (Stuffing Box)	4	FKM	CF	CF	P6010220	P6010220
3-14-P	Half Packing Gland	4	Cast Iron	CF	CF	P6015369	P6015369
3-16-P	Stud (Packing Gland)	4	Stainless Steel	CF	CF	P6015407	P6015407
3-17-P	Nut (Packing Gland)	4	Stainless Steel	CF	CF	P6015409	P6015409
3-18-P	Shaft Guard	2	304 SS	CF	CF	P6018036	P6018036
3-19-P	Bolt (Shaft Guard)	4	Steel	CF	CF	P6010677	P6010677
3-20-P	Packing Ring	-	608D PTFE Graphite	CF	CF	P6016552	P6016552
3-21-P	Lantern Ring	2	PTFE	CF	CF	P6016562	P6016562

▼MR4 is standard unless listed as not available or if pump working pressure exceeds 175 psi. MR3 is standard for working pressures above 175 psi.

▶Drive ring only required for MR4 mechanical seals.

**Wet Shaft Design (Seal on Shaft) – Optional Construction**

<b>Mechanical Seal – Optional Construction</b>		<b>Qty.</b>	<b>Standard Material</b>	<b>14x20x33</b>	<b>14x20x31.5</b>	<b>16x16x13.5</b>	<b>16x16x13</b>
3-00-D	Shaft	1	420 SS	CF	CF	P6015909	P6015909
3-01-D	Coupling Key (Pump End)	1	Steel	CF	CF	P6019831	P6019831
3-02-D	Impeller Key(s)	-	Steel	CF	CF	P6011327	P6011327
3-10-D	Stuffing Box	2	Cast Iron	CF	CF	P6015310	P6015310
3-11-D	Pin (Stuffing Box)	2	Stainless Steel	CF	CF	P6010071	P6010071
3-12-D	O-Ring (Stuffing Box)	4	FKM	CF	CF	P6010220	P6010220
3-13-D	Plug (Stuffing Box)	2	Steel	CF	CF	P6010071	P6010071
3-14-D	Seal Gland	2	Steel	CF	CF	P6015346	P6015346
3-15-D	O-Ring (Seal Gland)	2	FKM	CF	CF	P6015394	P6015394
3-16-D	Bolt (Seal Gland)	8	Steel	CF	CF	P6015402	P6015402
3-17-D	Washer (Seal Gland)	8	Steel	CF	CF	P6010027	P6010027
3-18-D	Shaft Guard	2	304 SS	CF	CF	P6015415	P6015415
3-19-D	Bolt (Shaft Guard)	4	Steel	CF	CF	P6010677	P6010677
3-20-D	MR4 Mechanical Seal▼	2	C/SiC/EPDM	CF	CF	P6000050	P6000050
3-20-D	MR3 Mechanical Seal▼	2	C/SiC/EPDM	CF	CF	P6000030	P6000030
3-21-D	Drive Ring	1	304 SS	CF	CF	P6000090	P6000090
3-22-D	Snap Ring (Impeller)	1	304 SS	CF	CF	P6010037	P6010037
<b>Cartridge Seal – Optional Construction</b>							
3-00-G	Shaft	1	420 SS	CF	CF	P6015909	P6015909
3-01-G	Coupling Key (Pump End)	1	Steel	CF	CF	P6019831	P6019831
3-02-G	Impeller Key(s)	-	Steel	CF	CF	P6011327	P6011327
3-10-G	Stuffing Box	2	Cast Iron	CF	CF	P6015310	P6015310
3-11-G	Pin (Stuffing Box)	2	Stainless Steel	CF	CF	P6010071	P6010071
3-12-G	O-Ring (Stuffing Box)	4	FKM	CF	CF	P6010220	P6010220
3-13-G	Plug (Stuffing Box)	2	Steel	CF	CF	P6010071	P6010071
3-16-G	Bolt (Cartridge Seal)	8	Steel	CF	CF	P6015403	P6015403
3-17-G	Washer (Cartridge Seal)	8	Steel	CF	CF	P6010027	P6010027
3-18-G	Shaft Guard	2	304 SS	CF	CF	P6015415	P6015415
3-19-G	Bolt (Shaft Guard)	4	Steel	CF	CF	P6010677	P6010677
3-20-G	MR6 Cartridge Seal	2	C/SiC/EDPM	CF	CF	P6000070	P6000070
3-22-G	Snap Ring (Impeller)	1	304 SS	CF	CF	P6010037	P6010037

▼MR4 is standard unless listed as not available or if pump working pressure exceeds 175 psi. MR3 is standard for working pressures above 175 psi.



## e-XC Single Stage, Double Suction Centrifugal Pumps

16x20x20.5	16x20x21	No.	97	98	99	100
		e-XC Pump Model	16x20x20.5	16x20x19.5	16x20x21	16x20x20
16x20x19.5	16x20x20	Shaft Group	95	95	75	75
		Pump Code	400525	400500	400535	400510

### Common Parts – Standard Construction

Cat No.	Description	Qty.	Standard Material	Part Numbers			
				P6011311	P6011312	CF	CF
1-00	Casing Asm. (Std. Drilling) ▲	1	Cast Iron (Class 30)	P6011311	P6011311	CF	CF
1-00	Casing Asm. (Std. Drilling) ▲	1	Ductile Iron (65-45-12)	P6011312	P6011312	CF	CF
1-01	Bite-Type Fitting	2	304 SS	P6010421	P6010421	CF	CF
1-02	Ball Valve	2	304 SS	P6010675	P6010675	CF	CF
1-03	Four Arm Tube	1	304 SS	P6015607	P6015607	CF	CF
1-04	Plug (Upper Casing)	1	Steel	P6010069	P6010069	CF	CF
1-05	Flush Pipe	-	304 SS	P6017962	P6017962	CF	CF
1-06	Casing Bolt (Large)	4	Steel	P6017950	P6017950	CF	CF
1-07	Washer (Large)	4	Steel	P6010029	P6010029	CF	CF
1-08	Casing Bolt (Small)	-	Steel	P6017949	P6017949	CF	CF
1-09	Washer (Small)	-	Steel	P6010029	P6010029	CF	CF
1-10	Tapered Pin	2	Steel	P6011325	P6011325	CF	CF
1-11	Nut (Tapered Pin)	2	Steel	P6010013	P6010013	CF	CF
1-12	Suction Gasket	1	Aramid Fiber	P6011204	P6011204	CF	CF
1-13	Discharge Gasket	1	Aramid Fiber	P6011205	P6011205	CF	CF
1-14	Plug (Lower Casing)	10	Steel	P6010069	P6010069	CF	CF
1-15	Jacking Screw	2	Steel	P6011224	P6011224	CF	CF
2-00	Bearing Housing	2	Cast Iron	P6014989	P6014989	CF	CF
2-01	Bolt (Brg. Hsg.)	8	Steel	P6015869	P6015869	CF	CF
2-02	Washer (Brg. Hsg.)	8	Steel	P6015770	P6015770	CF	CF
2-03	Jacking Screw (Brg. Hsg.)	4	Steel	P6010001	P6010001	CF	CF
2-04	Eyebolt (Brg. Hsg.)	4	Steel	P6015405	P6015405	CF	CF
2-05	Drain Plug (Brg. Hsg.)	2	Steel	P6010071	P6010071	CF	CF
2-06	Side Plug (Large - Brg. Hsg.)	4	Steel	P6010069	P6010069	CF	CF
2-07	Side Plug (Small - Brg. Hsg.)	4	Steel	P6010066	P6010066	CF	CF
2-08	Grease Cup (Brg. Hsg.)	2	H62 Brass	P6010235	P6010235	CF	CF
2-09	Breather Vent (Brg. Hsg.)	2	Steel	P6015418	P6015418	CF	CF
2-10	Vibration Sensor Plug (Brg. Hsg.)	6	Steel	P6010067	P6010067	CF	CF
2-11	Temp. Sensor Plug (Brg. Hsg.)	4	Steel	P6010066	P6010066	CF	CF
2-12	Bearing Gland (Outboard)	1	Steel Plate	P6015284	P6015284	CF	CF
2-13	Bearing Gland (Outboard-Inner)	1	Cast Iron	P6015281	P6015281	CF	CF
2-14	Bearing Gland (Inboard-Inner)	1	Steel Plate	P6015282	P6015282	CF	CF
2-15	Bearing Gland (Inboard)	1	Steel Plate	P6015283	P6015283	CF	CF
2-16	Gasket (Bearing Gland)	4	Aramid Fiber	P6011236	P6011236	CF	CF
2-17	Bolt (Brg. Gland)	16	Steel	P6010007	P6010007	CF	CF
2-18	Washer (Brg. Gland)	16	Steel	P6010025	P6010025	CF	CF
2-19	Labyrinth Seal (Inner)	2	Cast Iron	P6015285	P6015285	CF	CF
2-20	Labyrinth Seal (Inboard)	1	Cast Iron	P6015286	P6015286	CF	CF
2-21	Set Screw (Lab. Seal)	15	Stainless Steel	P6010006	P6010006	CF	CF
2-22	O-ring (Lab. Seal Inner)	2	FKM	P6015841	P6015841	CF	CF
2-23	O-Ring (Lab. Seal Inboard)	1	FKM	P6015838	P6015838	CF	CF
2-24	Bearing	2	Steel	P6011235	P6011235	CF	CF
2-25	Shoulder Ring (Outb. Brg.)	1	Steel	P6011228	P6011228	CF	CF
2-26	Tab Washer (Outb. Brg.)	1	Steel	P6011227	P6011227	CF	CF
2-27	Locknut (Outb. Brg.)	1	Steel	P6011226	P6011226	CF	CF

### Std. Impeller Assembly

4-00	Impeller & Imp. WR Asm.	1	304 SS	P6011283	P6011287	CF	CF
4-01	Impeller (Machined For WR)	1	304 SS	P6011178	P6011184	CF	CF
4-02	Wear Ring (Impeller)	2	304 SS	P6011214	P6011214	CF	CF
4-03	Set Screw (Imp. WR)	6	Stainless Steel	P6010005	P6010005	CF	CF
4-04	Wear Ring (Casing)	2	C90300 Bronze	P6011208	P6011208	CF	CF
4-05	O-Ring (CWR)	4	FKM	P6019590	P6019590	CF	CF
4-06	Pin (CWR)	4	Stainless Steel	P6019597	P6019597	CF	CF

▲ Cast iron casing with ANSI 125# drilling is standard for working pressures below 175 psi unless listed as not available.

◄ Ductile iron casing with ANSI 250# drilling is standard for working pressures above 175 psi.

CF = Consult factory

**Dry Shaft Design (Seal on Sleeve) – Standard Construction**

<b>Mechanical Seal – Standard Construction</b>		<b>Qty.</b>	<b>Standard Material</b>	<b>16x20x20.5</b>	<b>16x20x19.5</b>	<b>16x20x21</b>	<b>16x20x20</b>
3-00-C	Shaft	1	5140 Steel	P6019851	P6019851	CF	CF
3-01-C	Coupling Key (Pump End)	1	Steel	P6019836	P6019836	CF	CF
3-02-C	Impeller Key(s)	-	Steel	P6015859	P6015859	CF	CF
3-03-C	Shaft Sleeve	2	304 SS	P6019734	P6019734	CF	CF
3-04-C	Impeller Hub Sleeve	2	304 SS	P6016216	P6016216	CF	CF
3-05-C	Sleeve Nut	2	304 SS	P6014964	P6014964	CF	CF
3-06-C	O-ring (Shaft Sleeve)	2	FKM	P6015836	P6015836	CF	CF
3-07-C	Gasket (Imp. Hub Sleeve)	2	PTFE	P6015864	P6015864	CF	CF
3-08-C	Tab Washer (Sleeve Nut)	2	304 SS	P6014944	P6014944	CF	CF
3-09-C	Heterotype Key (Sleeve Nut)	2	304 SS	P6015375	P6015375	CF	CF
3-10-C	Stuffing Box	2	Cast Iron	P6019723	P6019723	CF	CF
3-11-C	Pin (Stuffing Box)	2	Stainless Steel	P6019597	P6019597	CF	CF
3-12-C	O-Ring (Stuffing Box)	4	FKM	P6011229	P6011229	CF	CF
3-13-C	Plug (Stuffing Box)	2	Steel	P6010071	P6010071	CF	CF
3-14-C	Seal Gland	2	Steel	P6019731	P6019731	CF	CF
3-15-C	O-Ring (Seal Gland)	2	FKM	P6015834	P6015834	CF	CF
3-16-C	Bolt (Seal Gland)	8	Steel	P6015771	P6015771	CF	CF
3-17-C	Washer (Seal Gland)	8	Steel	P6015770	P6015770	CF	CF
3-18-C	Shaft Guard	2	304 SS	P6015862	P6015862	CF	CF
3-19-C	Bolt (Shaft Guard)	4	Steel	P6010677	P6010677	CF	CF
3-20-C	MR4 Mechanical Seal ▼	2	C/SiC/EPDM	N/A	N/A	CF	CF
3-20-C	MR3 Mechanical Seal ▼	2	C/SiC/EPDM	P6000038	P6000038	CF	CF
3-21-C	Drive Ring (Includes Set Screws) ▶	2	304 SS	N/A	N/A	CF	CF
<b>Cartridge Seal – Optional Construction</b>							
3-00-F	Shaft	1	5140 Steel	P6019851	P6019851	CF	CF
3-01-F	Coupling Key (Pump End)	1	Steel	P6019836	P6019836	CF	CF
3-02-F	Impeller Key(s)	-	Steel	P6015859	P6015859	CF	CF
3-03-F	Shaft Sleeve	2	304 SS	P6019734	P6019734	CF	CF
3-04-F	Impeller Hub Sleeve	2	304 SS	P6016216	P6016216	CF	CF
3-05-F	Sleeve Nut	2	304 SS	P6014964	P6014964	CF	CF
3-06-F	O-ring (Shaft Sleeve)	2	FKM	P6015836	P6015836	CF	CF
3-07-F	Gasket (Imp. Hub Sleeve)	2	PTFE	P6015864	P6015864	CF	CF
3-08-F	Tab Washer (Sleeve Nut)	2	304 SS	P6014944	P6014944	CF	CF
3-09-F	Heterotype Key (Sleeve Nut)	2	304 SS	P6015375	P6015375	CF	CF
3-10-F	Stuffing Box	2	Cast Iron	P6019725	P6019725	CF	CF
3-11-F	Pin (Stuffing Box)	2	Stainless Steel	P6010071	P6010071	CF	CF
3-12-F	O-Ring (Stuffing Box)	4	FKM	P6011229	P6011229	CF	CF
3-16-F	Bolt (Cartridge Seal)	8	Steel	P6010995	P6010995	CF	CF
3-17-F	Washer (Cartridge Seal)	8	Steel	P6015770	P6015770	CF	CF
3-18-F	Shaft Guard	2	304 SS	P6020428	P6020428	CF	CF
3-19-F	Bolt (Shaft Guard)	4	Steel	P6010677	P6010677	CF	CF
3-20-F	MR8 Cartridge Seal	2	C/SiC/EPDM	P6000254	P6000254	CF	CF
<b>Packing – Optional Construction</b>							
3-00-P	Shaft	1	5140 Steel	P6016282	P6016282	CF	CF
3-01-P	Coupling Key (Pump End)	1	Steel	P6019836	P6019836	CF	CF
3-02-P	Impeller Key(s)	-	Steel	P6015859	P6015859	CF	CF
3-03-P	Shaft Sleeve	2	304 SS	P6014917	P6014917	CF	CF
3-04-P	Impeller Hub Sleeve	2	304 SS	P6016216	P6016216	CF	CF
3-05-P	Sleeve Nut	2	304 SS	P6014964	P6014964	CF	CF
3-06-P	O-ring (Shaft Sleeve)	2	FKM	P6015836	P6015836	CF	CF
3-07-P	Gasket (Imp. Hub Sleeve)	2	PTFE	P6015864	P6015864	CF	CF
3-08-P	Tab Washer (Sleeve Nut)	2	304 SS	P6014944	P6014944	CF	CF
3-09-P	Heterotype Key (Sleeve Nut)	2	304 SS	P6015375	P6015375	CF	CF
3-10-P	Stuffing Box	2	Cast Iron	P6015324	P6015324	CF	CF
3-11-P	Pin (Stuffing Box)	2	Stainless Steel	P6010071	P6010071	CF	CF
3-12-P	O-Ring (Stuffing Box)	4	FKM	P6011229	P6011229	CF	CF
3-14-P	Half Packing Gland	4	Cast Iron	P6015373	P6015373	CF	CF
3-16-P	Stud (Packing Gland)	4	Stainless Steel	P6016392	P6016392	CF	CF
3-17-P	Nut (Packing Gland)	4	Stainless Steel	P6015866	P6015866	CF	CF
3-18-P	Shaft Guard	2	304 SS	P6018040	P6018040	CF	CF
3-19-P	Bolt (Shaft Guard)	4	Steel	P6010677	P6010677	CF	CF
3-20-P	Packing Ring	-	608D PTFE Graphite	P6016557	P6016557	CF	CF
3-21-P	Lantern Ring	2	PTFE	P6016566	P6016566	CF	CF

▼MR4 is standard unless listed as not available or if pump working pressure exceeds 175 psi. MR3 is standard for working pressures above 175 psi.

▶Drive ring only required for MR4 mechanical seals.

**Wet Shaft Design (Seal on Shaft) – Optional Construction**

<b>Mechanical Seal – Optional Construction</b>		<b>Qty.</b>	<b>Standard Material</b>	<b>16x20x20.5</b>	<b>16x20x19.5</b>	<b>16x20x21</b>	<b>16x20x20</b>
3-00-D	Shaft	1	420 SS	P6016284	P6016284	CF	CF
3-01-D	Coupling Key (Pump End)	1	Steel	P6019836	P6019836	CF	CF
3-02-D	Impeller Key(s)	-	Steel	P6011232	P6011232	CF	CF
3-10-D	Stuffing Box	2	Cast Iron	P6015324	P6015324	CF	CF
3-11-D	Pin (Stuffing Box)	2	Stainless Steel	P6010071	P6010071	CF	CF
3-12-D	O-Ring (Stuffing Box)	4	FKM	P6011229	P6011229	CF	CF
3-13-D	Plug (Stuffing Box)	2	Steel	P6010071	P6010071	CF	CF
3-14-D	Seal Gland	2	Steel	P6015354	P6015354	CF	CF
3-15-D	O-Ring (Seal Gland)	2	FKM	P6015834	P6015834	CF	CF
3-16-D	Bolt (Seal Gland)	8	Steel	P6015771	P6015771	CF	CF
3-17-D	Washer (Seal Gland)	8	Steel	P6015770	P6015770	CF	CF
3-18-D	Shaft Guard	2	304 SS	P6015862	P6015862	CF	CF
3-19-D	Bolt (Shaft Guard)	4	Steel	P6010677	P6010677	CF	CF
3-20-D	MR4 Mechanical Seal	2	C/SiC/EPDM	P6000054	P6000054	CF	CF
3-20-D	MR3 Mechanical Seal	2	C/SiC/EPDM	P6000034	P6000034	CF	CF
3-21-D	Drive Ring	1	304 SS	P6000094	P6000094	CF	CF
3-22-D	Snap Ring (Impeller)	1	304 SS	P6011231	P6011231	CF	CF
<b>Cartridge Seal – Optional Construction</b>							
3-00-G	Shaft	1	420 SS	P6016284	P6016284	CF	CF
3-01-G	Coupling Key (Pump End)	1	Steel	P6019836	P6019836	CF	CF
3-02-G	Impeller Key(s)	-	Steel	P6011232	P6011232	CF	CF
3-10-G	Stuffing Box	2	Cast Iron	P6015324	P6015324	CF	CF
3-11-G	Pin (Stuffing Box)	2	Stainless Steel	P6010071	P6010071	CF	CF
3-12-G	O-Ring (Stuffing Box)	4	FKM	P6011229	P6011229	CF	CF
3-13-G	Plug (Stuffing Box)	2	Steel	P6010071	P6010071	CF	CF
3-16-G	Bolt (Cartridge Seal)	8	Steel	P6015978	P6015978	CF	CF
3-17-G	Washer (Cartridge Seal)	8	Steel	P6015770	P6015770	CF	CF
3-18-G	Shaft Guard	2	304 SS	P6015862	P6015862	CF	CF
3-19-G	Bolt (Shaft Guard)	4	Steel	P6010677	P6010677	CF	CF
3-20-G	MR6 Cartridge Seal	2	C/SiC/EDPM	P6000200	P6000200	CF	CF
3-22-G	Snap Ring (Impeller)	1	304 SS	P6011231	P6011231	CF	CF

▼ MR4 is standard unless listed as not available or if pump working pressure exceeds 175 psi. MR3 is standard for working pressures above 175 psi.

## e-XC Single Stage, Double Suction Centrifugal Pumps

<b>16x20x23</b>	<b>16x24x31.5</b>	No.	101	102	103	104
		e-XC Pump Model	<b>16x20x23</b>	<b>16x20x22</b>	<b>16x24x31.5</b>	<b>16x24x29.5</b>
<b>16x20x22</b>	<b>16x24x29.5</b>	Shaft Group	105	105	105	105
		Pump Code	400580	400550	400800	400760

### Common Parts – Standard Construction

Cat No.	Description	Qty.	Standard Material	Part Numbers			
1-00	Casing Asm. (Std. Drilling) ▲	1	Cast Iron (Class 30)	N/A	N/A	CF	CF
1-00	Casing Asm. (Std. Drilling) ▲	1	Ductile Iron (65-45-12)	P6011557	P6011557	CF	CF
1-01	Bite-Type Fitting	2	304 SS	P6010421	P6010421	CF	CF
1-02	Ball Valve	2	304 SS	P6010675	P6010675	CF	CF
1-03	Four Arm Tube	1	304 SS	P6015607	P6015607	CF	CF
1-04	Plug (Upper Casing)	1	Steel	P6010069	P6010069	CF	CF
1-05	Flush Pipe	-	304 SS	P6017962	P6017962	CF	CF
1-06	Casing Bolt (Large)	4	Steel	P6011364	P6011364	CF	CF
1-07	Washer (Large)	4	Steel	P6010028	P6010028	CF	CF
1-08	Casing Bolt (Small)	-	Steel	P6011363	P6011363	CF	CF
1-09	Washer (Small)	-	Steel	P6010028	P6010028	CF	CF
1-10	Tapered Pin	2	Steel	P6011239	P6011239	CF	CF
1-11	Nut (Tapered Pin)	2	Steel	P6010013	P6010013	CF	CF
1-12	Suction Gasket	1	Aramid Fiber	P6011351	P6011351	CF	CF
1-13	Discharge Gasket	1	Aramid Fiber	P6011352	P6011352	CF	CF
1-14	Plug (Lower Casing)	10	Steel	P6010069	P6010069	CF	CF
1-15	Jacking Screw	2	Steel	P6011336	P6011336	CF	CF
2-00	Bearing Housing	2	Cast Iron	P6014993	P6014993	CF	CF
2-01	Bolt (Brg. Hsg.)	8	Steel	P6015870	P6015870	CF	CF
2-02	Washer (Brg. Hsg.)	8	Steel	P6015868	P6015868	CF	CF
2-03	Jacking Screw (Brg. Hsg.)	4	Steel	P6010001	P6010001	CF	CF
2-04	Eyebolt (Brg. Hsg.)	4	Steel	P6015405	P6015405	CF	CF
2-05	Drain Plug (Brg. Hsg.)	2	Steel	P6010071	P6010071	CF	CF
2-06	Side Plug (Large - Brg. Hsg.)	4	Steel	P6010069	P6010069	CF	CF
2-07	Side Plug (Small - Brg. Hsg.)	4	Steel	P6010066	P6010066	CF	CF
2-08	Grease Cup (Brg. Hsg.)	2	H62 Brass	P6010235	P6010235	CF	CF
2-09	Breather Vent (Brg. Hsg.)	2	Steel	P6015418	P6015418	CF	CF
2-10	Vibration Sensor Plug (Brg. Hsg.)	6	Steel	P6010067	P6010067	CF	CF
2-11	Temp. Sensor Plug (Brg. Hsg.)	4	Steel	P6010066	P6010066	CF	CF
2-12	Bearing Gland (Outboard)	1	Steel Plate	P6015290	P6015290	CF	CF
2-13	Bearing Gland (Outboard-Inner)	1	Cast Iron	P6015287	P6015287	CF	CF
2-14	Bearing Gland (Inboard-Inner)	1	Steel Plate	P6015288	P6015288	CF	CF
2-15	Bearing Gland (Inboard)	1	Steel Plate	P6015289	P6015289	CF	CF
2-16	Gasket (Bearing Gland)	4	Aramid Fiber	P6011339	P6011339	CF	CF
2-17	Bolt (Brg. Gland)	16	Steel	P6010007	P6010007	CF	CF
2-18	Washer (Brg. Gland)	16	Steel	P6010025	P6010025	CF	CF
2-19	Labyrinth Seal (Inner)	2	Cast Iron	P6015291	P6015291	CF	CF
2-20	Labyrinth Seal (Inboard)	1	Cast Iron	P6015292	P6015292	CF	CF
2-21	Set Screw (Lab. Seal)	15	Stainless Steel	P6010006	P6010006	CF	CF
2-22	O-ring (Lab. Seal Inner)	2	FKM	P6015842	P6015842	CF	CF
2-23	O-Ring (Lab. Seal Inboard)	1	FKM	P6015839	P6015839	CF	CF
2-24	Bearing	2	Steel	P6011338	P6011338	CF	CF
2-25	Shoulder Ring (Outb. Brg.)	1	Steel	P6011330	P6011330	CF	CF
2-26	Tab Washer (Outb. Brg.)	1	Steel	P6011329	P6011329	CF	CF
2-27	Locknut (Outb. Brg.)	1	Steel	P6011328	P6011328	CF	CF

### Std. Impeller Assembly

4-00	Impeller & Imp. WR Asm.	1	304 SS	P6011530	P6011534	CF	CF
4-01	Impeller (Machined For WR)	1	304 SS	P6011522	P6011528	CF	CF
4-02	Wear Ring (Impeller)	2	304 SS	P6011476	P6011476	CF	CF
4-03	Set Screw (Imp. WR)	6	Stainless Steel	P6010005	P6010005	CF	CF
4-04	Wear Ring (Casing)	2	C90300 Bronze	P6011473	P6011473	CF	CF
4-05	O-Ring (CWR)	4	FKM	P6019592	P6019592	CF	CF
4-06	Pin (CWR)	4	Stainless Steel	P6019597	P6019597	CF	CF

▲ Cast iron casing with ANSI 125# drilling is standard for working pressures below 175 psi unless listed as not available.

◄ Ductile iron casing with ANSI 250# drilling is standard for working pressures above 175 psi.

CF = Consult factory

**Dry Shaft Design (Seal on Sleeve) – Standard Construction**

<b>Mechanical Seal – Standard Construction</b>		<b>Qty.</b>	<b>Standard Material</b>	<b>16x20x23</b>	<b>16x20x22</b>	<b>16x24x31.5</b>	<b>16x24x29.5</b>
3-00-C	Shaft	1	5140 Steel	P6019829	P6019829	CF	CF
3-01-C	Coupling Key (Pump End)	1	Steel	P6019837	P6019837	CF	CF
3-02-C	Impeller Key(s)	-	Steel	P6015861	P6015861	CF	CF
3-03-C	Shaft Sleeve	2	304 SS	P6019737	P6019737	CF	CF
3-04-C	Impeller Hub Sleeve	2	304 SS	P6016219	P6016219	CF	CF
3-05-C	Sleeve Nut	2	304 SS	P6014967	P6014967	CF	CF
3-06-C	O-ring (Shaft Sleeve)	2	FKM	P6015837	P6015837	CF	CF
3-07-C	Gasket (Imp. Hub Sleeve)	2	PTFE	P6015865	P6015865	CF	CF
3-08-C	Tab Washer (Sleeve Nut)	2	304 SS	P6014945	P6014945	CF	CF
3-09-C	Heterotype Key (Sleeve Nut)	2	304 SS	P6015375	P6015375	CF	CF
3-10-C	Stuffing Box	2	Cast Iron	P6019727	P6019727	CF	CF
3-11-C	Pin (Stuffing Box)	2	Stainless Steel	P6019597	P6019597	CF	CF
3-12-C	O-Ring (Stuffing Box)	4	FKM	P6011331	P6011331	CF	CF
3-13-C	Plug (Stuffing Box)	2	Steel	P6010071	P6010071	CF	CF
3-14-C	Seal Gland	2	Steel	P6019733	P6019733	CF	CF
3-15-C	O-Ring (Seal Gland)	2	FKM	P6015835	P6015835	CF	CF
3-16-C	Bolt (Seal Gland)	8	Steel	P6015771	P6015771	CF	CF
3-17-C	Washer (Seal Gland)	8	Steel	P6015770	P6015770	CF	CF
3-18-C	Shaft Guard	2	304 SS	P6015863	P6015863	CF	CF
3-19-C	Bolt (Shaft Guard)	4	Steel	P6010677	P6010677	CF	CF
3-20-C	MR4 Mechanical Seal ▼	2	C/SiC/EPDM	N/A	N/A	CF	CF
3-20-C	MR3 Mechanical Seal ▼	2	C/SiC/EPDM	P6000040	P6000040	CF	CF
3-21-C	Drive Ring (Includes Set Screws) ▶	2	304 SS	N/A	N/A	CF	CF
<b>Cartridge Seal – Optional Construction</b>							
3-00-F	Shaft	1	5140 Steel	P6019829	P6019829	CF	CF
3-01-F	Coupling Key (Pump End)	1	Steel	P6019837	P6019837	CF	CF
3-02-F	Impeller Key(s)	-	Steel	P6015861	P6015861	CF	CF
3-03-F	Shaft Sleeve	2	304 SS	P6019737	P6019737	CF	CF
3-04-F	Impeller Hub Sleeve	2	304 SS	P6016219	P6016219	CF	CF
3-05-F	Sleeve Nut	2	304 SS	P6014967	P6014967	CF	CF
3-06-F	O-ring (Shaft Sleeve)	2	FKM	P6015837	P6015837	CF	CF
3-07-F	Gasket (Imp. Hub Sleeve)	2	PTFE	P6015865	P6015865	CF	CF
3-08-F	Tab Washer (Sleeve Nut)	2	304 SS	P6014945	P6014945	CF	CF
3-09-F	Heterotype Key (Sleeve Nut)	2	304 SS	P6015375	P6015375	CF	CF
3-10-F	Stuffing Box	2	Cast Iron	P6019729	P6019729	CF	CF
3-11-F	Pin (Stuffing Box)	2	Stainless Steel	P6010071	P6010071	CF	CF
3-12-F	O-Ring (Stuffing Box)	4	FKM	P6011331	P6011331	CF	CF
3-16-F	Bolt (Cartridge Seal)	8	Steel	P6015978	P6015978	CF	CF
3-17-F	Washer (Cartridge Seal)	8	Steel	P6015770	P6015770	CF	CF
3-18-F	Shaft Guard	2	304 SS	P6019850	P6019850	CF	CF
3-19-F	Bolt (Shaft Guard)	4	Steel	P6010677	P6010677	CF	CF
3-20-F	MR8 Cartridge Seal	2	C/SiC/EPDM	P6000255	P6000255	CF	CF
<b>Packing – Optional Construction</b>							
3-00-P	Shaft	1	5140 Steel	P6016290	P6016290	CF	CF
3-01-P	Coupling Key (Pump End)	1	Steel	P6019837	P6019837	CF	CF
3-02-P	Impeller Key(s)	-	Steel	P6015861	P6015861	CF	CF
3-03-P	Shaft Sleeve	2	304 SS	P6014920	P6014920	CF	CF
3-04-P	Impeller Hub Sleeve	2	304 SS	P6016219	P6016219	CF	CF
3-05-P	Sleeve Nut	2	304 SS	P6014967	P6014967	CF	CF
3-06-P	O-ring (Shaft Sleeve)	2	FKM	P6015837	P6015837	CF	CF
3-07-P	Gasket (Imp. Hub Sleeve)	2	PTFE	P6015865	P6015865	CF	CF
3-08-P	Tab Washer (Sleeve Nut)	2	304 SS	P6014945	P6014945	CF	CF
3-09-P	Heterotype Key (Sleeve Nut)	2	304 SS	P6015375	P6015375	CF	CF
3-10-P	Stuffing Box	2	Cast Iron	P6015326	P6015326	CF	CF
3-11-P	Pin (Stuffing Box)	2	Stainless Steel	P6010071	P6010071	CF	CF
3-12-P	O-Ring (Stuffing Box)	4	FKM	P6011331	P6011331	CF	CF
3-14-P	Half Packing Gland	4	Cast Iron	P6015374	P6015374	CF	CF
3-16-P	Stud (Packing Gland)	4	Stainless Steel	P6016392	P6016392	CF	CF
3-17-P	Nut (Packing Gland)	4	Stainless Steel	P6015866	P6015866	CF	CF
3-18-P	Shaft Guard	2	304 SS	P6018041	P6018041	CF	CF
3-19-P	Bolt (Shaft Guard)	4	Steel	P6010677	P6010677	CF	CF
3-20-P	Packing Ring	-	608D PTFE Graphite	P6016558	P6016558	CF	CF
3-21-P	Lantern Ring	2	PTFE	P6016567	P6016567	CF	CF

▼MR4 is standard unless listed as not available or if pump working pressure exceeds 175 psi. MR3 is standard for working pressures above 175 psi.

▶Drive ring only required for MR4 mechanical seals.

**Wet Shaft Design (Seal on Shaft) – Optional Construction**

<b>Mechanical Seal – Optional Construction</b>		<b>Qty.</b>	<b>Standard Material</b>	<b>16x20x23</b>	<b>16x20x22</b>	<b>16x24x31.5</b>	<b>16x24x29.5</b>
3-00-D	Shaft	1	420 SS	P6016292	P6016292	CF	CF
3-01-D	Coupling Key (Pump End)	1	Steel	P6019837	P6019837	CF	CF
3-02-D	Impeller Key(s)	-	Steel	P6011337	P6011337	CF	CF
3-10-D	Stuffing Box	2	Cast Iron	P6015326	P6015326	CF	CF
3-11-D	Pin (Stuffing Box)	2	Stainless Steel	P6010071	P6010071	CF	CF
3-12-D	O-Ring (Stuffing Box)	4	FKM	P6011331	P6011331	CF	CF
3-13-D	Plug (Stuffing Box)	2	Steel	P6010071	P6010071	CF	CF
3-14-D	Seal Gland	2	Steel	P6015356	P6015356	CF	CF
3-15-D	O-Ring (Seal Gland)	2	FKM	P6015835	P6015835	CF	CF
3-16-D	Bolt (Seal Gland)	8	Steel	P6015771	P6015771	CF	CF
3-17-D	Washer (Seal Gland)	8	Steel	P6015770	P6015770	CF	CF
3-18-D	Shaft Guard	2	304 SS	P6015863	P6015863	CF	CF
3-19-D	Bolt (Shaft Guard)	4	Steel	P6010677	P6010677	CF	CF
3-20-D	MR4 Mechanical Seal▼	2	C/SiC/EPDM	N/A	N/A	CF	CF
3-20-D	MR3 Mechanical Seal▼	2	C/SiC/EPDM	P6000036	P6000036	CF	CF
3-21-D	Drive Ring	1	304 SS	N/A	N/A	CF	CF
3-22-D	Snap Ring (Impeller)	1	304 SS	P6011333	P6011333	CF	CF
<b>Cartridge Seal – Optional Construction</b>							
3-00-G	Shaft	1	420 SS	P6016292	P6016292	CF	CF
3-01-G	Coupling Key (Pump End)	1	Steel	P6019837	P6019837	CF	CF
3-02-G	Impeller Key(s)	-	Steel	P6011337	P6011337	CF	CF
3-10-G	Stuffing Box	2	Cast Iron	P6015326	P6015326	CF	CF
3-11-G	Pin (Stuffing Box)	2	Stainless Steel	P6010071	P6010071	CF	CF
3-12-G	O-Ring (Stuffing Box)	4	FKM	P6011331	P6011331	CF	CF
3-13-G	Plug (Stuffing Box)	2	Steel	P6010071	P6010071	CF	CF
3-16-G	Bolt (Cartridge Seal)	8	Steel	P6015978	P6015978	CF	CF
3-17-G	Washer (Cartridge Seal)	8	Steel	P6015770	P6015770	CF	CF
3-18-G	Shaft Guard	2	304 SS	P6015863	P6015863	CF	CF
3-19-G	Bolt (Shaft Guard)	4	Steel	P6010677	P6010677	CF	CF
3-20-G	MR6 Cartridge Seal	2	C/SiC/EDPM	P6000201	P6000201	CF	CF
3-22-G	Snap Ring (Impeller)	1	304 SS	P6011333	P6011333	CF	CF

▼MR4 is standard unless listed as not available or if pump working pressure exceeds 175 psi. MR3 is standard for working pressures above 175 psi.

## e-XC Single Stage, Double Suction Centrifugal Pumps

16x24x38	18x20x15.5	No.	105	106	107	108
		e-XC Pump Model	16x24x38	16x24x34	18x20x15.5	18x20x14.5
16x24x34	18x20x14.5	Shaft Group	120	120	65	65
		Pump Code	400970	400925	450390	450370

### Common Parts – Standard Construction

Cat No.	Description	Qty.	Standard Material	Part Numbers			
1-00	Casing Asm. (Std. Drilling) <sup>▲</sup>	1	Cast Iron (Class 30)	CF	CF	P6011065	P6011065
1-00	Casing Asm. (Std. Drilling) <sup>▲</sup>	1	Ductile Iron (65-45-12)	CF	CF	P6011066	P6011066
1-01	Bite-Type Fitting	2	304 SS	CF	CF	P6010421	P6010421
1-02	Ball Valve	2	304 SS	CF	CF	P6010675	P6010675
1-03	Four Arm Tube	1	304 SS	CF	CF	P6015607	P6015607
1-04	Plug (Upper Casing)	1	Steel	CF	CF	P6010069	P6010069
1-05	Flush Pipe	-	304 SS	CF	CF	P6017961	P6017961
1-06	Casing Bolt (Large)	4	Steel	CF	CF	P6017947	P6017947
1-07	Washer (Large)	4	Steel	CF	CF	P6010026	P6010026
1-08	Casing Bolt (Small)	-	Steel	CF	CF	P6010257	P6010257
1-09	Washer (Small)	-	Steel	CF	CF	P6010026	P6010026
1-10	Tapered Pin	2	Steel	CF	CF	P6010031	P6010031
1-11	Nut (Tapered Pin)	2	Steel	CF	CF	P6010013	P6010013
1-12	Suction Gasket	1	Aramid Fiber	CF	CF	P6010084	P6010084
1-13	Discharge Gasket	1	Aramid Fiber	CF	CF	P6011003	P6011003
1-14	Plug (Lower Casing)	10	Steel	CF	CF	P6010069	P6010069
1-15	Jacking Screw	2	Steel	CF	CF	P6010004	P6010004
2-00	Bearing Housing	2	Cast Iron	CF	CF	P6014977	P6014977
2-01	Bolt (Brg. Hsg.)	8	Steel	CF	CF	P6010008	P6010008
2-02	Washer (Brg. Hsg.)	8	Steel	CF	CF	P6010027	P6010027
2-03	Jacking Screw (Brg. Hsg.)	4	Steel	CF	CF	P6010001	P6010001
2-04	Eyebolt (Brg. Hsg.)	4	Steel	CF	CF	P6015405	P6015405
2-05	Drain Plug (Brg. Hsg.)	2	Steel	CF	CF	P6010071	P6010071
2-06	Side Plug (Large - Brg. Hsg.)	4	Steel	CF	CF	P6010069	P6010069
2-07	Side Plug (Small - Brg. Hsg.)	4	Steel	CF	CF	P6010066	P6010066
2-08	Grease Cup (Brg. Hsg.)	2	H62 Brass	CF	CF	P6010235	P6010235
2-09	Breather Vent (Brg. Hsg.)	2	Steel	CF	CF	P6015418	P6015418
2-10	Vibration Sensor Plug (Brg. Hsg.)	6	Steel	CF	CF	P6010067	P6010067
2-11	Temp. Sensor Plug (Brg. Hsg.)	4	Steel	CF	CF	P6010066	P6010066
2-12	Bearing Gland (Outboard)	1	Steel Plate	CF	CF	P6015266	P6015266
2-13	Bearing Gland (Outboard-Inner)	1	Cast Iron	CF	CF	P6015263	P6015263
2-14	Bearing Gland (Inboard-Inner)	1	Steel Plate	CF	CF	P6015264	P6015264
2-15	Bearing Gland (Inboard)	1	Steel Plate	CF	CF	P6015265	P6015265
2-16	Gasket (Bearing Gland)	4	Aramid Fiber	CF	CF	P6010146	P6010146
2-17	Bolt (Brg. Gland)	16	Steel	CF	CF	P6010007	P6010007
2-18	Washer (Brg. Gland)	16	Steel	CF	CF	P6010025	P6010025
2-19	Labyrinth Seal (Inner)	2	Cast Iron	CF	CF	P6015267	P6015267
2-20	Labyrinth Seal (Inboard)	1	Cast Iron	CF	CF	P6015268	P6015268
2-21	Set Screw (Lab. Seal)	15	Stainless Steel	CF	CF	P6010006	P6010006
2-22	O-ring (Lab. Seal Inner)	2	FKM	CF	CF	P6015396	P6015396
2-23	O-Ring (Lab. Seal Inboard)	1	FKM	CF	CF	P6015397	P6015397
2-24	Bearing	2	Steel	CF	CF	P6010145	P6010145
2-25	Shoulder Ring (Outb. Brg.)	1	Steel	CF	CF	P6010045	P6010045
2-26	Tab Washer (Outb. Brg.)	1	Steel	CF	CF	P6010034	P6010034
2-27	Locknut (Outb. Brg.)	1	Steel	CF	CF	P6010041	P6010041

### Std. Impeller Assembly

4-00	Impeller & Imp. WR Asm.	1	304 SS	CF	CF	P6010218	P6010774
4-01	Impeller (Machined For WR)	1	304 SS	CF	CF	P6010187	P6010190
4-02	Wear Ring (Impeller)	2	304 SS	CF	CF	P6010186	P6010186
4-03	Set Screw (Imp. WR)	6	Stainless Steel	CF	CF	P6010005	P6010005
4-04	Wear Ring (Casing)	2	C90300 Bronze	CF	CF	P6010184	P6010184
4-05	O-Ring (CWR)	4	FKM	CF	CF	P6019587	P6019587
4-06	Pin (CWR)	4	Stainless Steel	CF	CF	P6019597	P6019597

▲ Cast iron casing with ANSI 125# drilling is standard for working pressures below 175 psi unless listed as not available.

◄ Ductile iron casing with ANSI 250# drilling is standard for working pressures above 175 psi.

CF = Consult factory

**Dry Shaft Design (Seal on Sleeve) – Standard Construction**

<b>Mechanical Seal – Standard Construction</b>		<b>Qty.</b>	<b>Standard Material</b>	<b>16x24x38</b>	<b>16x24x34</b>	<b>18x20x15.5</b>	<b>18x20x14.5</b>
3-00-C	Shaft	1	5140 Steel	CF	CF	P6019824	P6019824
3-01-C	Coupling Key (Pump End)	1	Steel	CF	CF	P6019832	P6019832
3-02-C	Impeller Key(s)	-	Steel	CF	CF	P6016307	P6016307
3-03-C	Shaft Sleeve	2	304 SS	CF	CF	P6019808	P6019808
3-04-C	Impeller Hub Sleeve	2	304 SS	CF	CF	P6016207	P6016207
3-05-C	Sleeve Nut	2	304 SS	CF	CF	P6014955	P6014955
3-06-C	O-ring (Shaft Sleeve)	2	FKM	CF	CF	P6010416	P6010416
3-07-C	Gasket (Imp. Hub Sleeve)	2	PTFE	CF	CF	P6010415	P6010415
3-08-C	Tab Washer (Sleeve Nut)	2	304 SS	CF	CF	P6014941	P6014941
3-09-C	Heterotype Key (Sleeve Nut)	2	304 SS	CF	CF	P6015375	P6015375
3-10-C	Stuffing Box	2	Cast Iron	CF	CF	P6019717	P6019717
3-11-C	Pin (Stuffing Box)	2	Stainless Steel	CF	CF	P6019597	P6019597
3-12-C	O-Ring (Stuffing Box)	4	FKM	CF	CF	P6010057	P6010057
3-13-C	Plug (Stuffing Box)	2	Steel	CF	CF	P6010071	P6010071
3-14-C	Seal Gland	2	Steel	CF	CF	P6019711	P6019711
3-15-C	O-Ring (Seal Gland)	2	FKM	CF	CF	P6015395	P6015395
3-16-C	Bolt (Seal Gland)	8	Steel	CF	CF	P6015402	P6015402
3-17-C	Washer (Seal Gland)	8	Steel	CF	CF	P6010027	P6010027
3-18-C	Shaft Guard	2	304 SS	CF	CF	P6015416	P6015416
3-19-C	Bolt (Shaft Guard)	4	Steel	CF	CF	P6010677	P6010677
3-20-C	MR4 Mechanical Seal ▼	2	C/SiC/EPDM	CF	CF	P6000053	P6000053
3-20-C	MR3 Mechanical Seal ▼	2	C/SiC/EPDM	CF	CF	P6000033	P6000033
3-21-C	Drive Ring (Includes Set Screws) ▶	2	304 SS	CF	CF	P6019657	P6019657
<b>Cartridge Seal – Optional Construction</b>							
3-00-F	Shaft	1	5140 Steel	CF	CF	P6019824	P6019824
3-01-F	Coupling Key (Pump End)	1	Steel	CF	CF	P6019832	P6019832
3-02-F	Impeller Key(s)	-	Steel	CF	CF	P6016307	P6016307
3-03-F	Shaft Sleeve	2	304 SS	CF	CF	P6019808	P6019808
3-04-F	Impeller Hub Sleeve	2	304 SS	CF	CF	P6016207	P6016207
3-05-F	Sleeve Nut	2	304 SS	CF	CF	P6014955	P6014955
3-06-F	O-ring (Shaft Sleeve)	2	FKM	CF	CF	P6010416	P6010416
3-07-F	Gasket (Imp. Hub Sleeve)	2	PTFE	CF	CF	P6010415	P6010415
3-08-F	Tab Washer (Sleeve Nut)	2	304 SS	CF	CF	P6014941	P6014941
3-09-F	Heterotype Key (Sleeve Nut)	2	304 SS	CF	CF	P6015375	P6015375
3-10-F	Stuffing Box	2	Cast Iron	CF	CF	P6019721	P6019721
3-11-F	Pin (Stuffing Box)	2	Stainless Steel	CF	CF	P6010071	P6010071
3-12-F	O-Ring (Stuffing Box)	4	FKM	CF	CF	P6010057	P6010057
3-16-F	Bolt (Cartridge Seal)	8	Steel	CF	CF	P6015403	P6015403
3-17-F	Washer (Cartridge Seal)	8	Steel	CF	CF	P6010027	P6010027
3-18-F	Shaft Guard	2	304 SS	CF	CF	P6020422	P6020422
3-19-F	Bolt (Shaft Guard)	4	Steel	CF	CF	P6010677	P6010677
3-20-F	MR8 Cartridge Seal	2	C/SiC/EPDM	CF	CF	P6000251	P6000251
<b>Packing – Optional Construction</b>							
3-00-P	Shaft	1	5140 Steel	CF	CF	P6016258	P6016258
3-01-P	Coupling Key (Pump End)	1	Steel	CF	CF	P6019832	P6019832
3-02-P	Impeller Key(s)	-	Steel	CF	CF	P6016307	P6016307
3-03-P	Shaft Sleeve	2	304 SS	CF	CF	P6014908	P6014908
3-04-P	Impeller Hub Sleeve	2	304 SS	CF	CF	P6016207	P6016207
3-05-P	Sleeve Nut	2	304 SS	CF	CF	P6014955	P6014955
3-06-P	O-ring (Shaft Sleeve)	2	FKM	CF	CF	P6010416	P6010416
3-07-P	Gasket (Imp. Hub Sleeve)	2	PTFE	CF	CF	P6010415	P6010415
3-08-P	Tab Washer (Sleeve Nut)	2	304 SS	CF	CF	P6014941	P6014941
3-09-P	Heterotype Key (Sleeve Nut)	2	304 SS	CF	CF	P6015375	P6015375
3-10-P	Stuffing Box	2	Cast Iron	CF	CF	P6015314	P6015314
3-11-P	Pin (Stuffing Box)	2	Stainless Steel	CF	CF	P6010071	P6010071
3-12-P	O-Ring (Stuffing Box)	4	FKM	CF	CF	P6010057	P6010057
3-14-P	Half Packing Gland	4	Cast Iron	CF	CF	P6015370	P6015370
3-16-P	Stud (Packing Gland)	4	Stainless Steel	CF	CF	P6015407	P6015407
3-17-P	Nut (Packing Gland)	4	Stainless Steel	CF	CF	P6015409	P6015409
3-18-P	Shaft Guard	2	304 SS	CF	CF	P6018037	P6018037
3-19-P	Bolt (Shaft Guard)	4	Steel	CF	CF	P6010677	P6010677
3-20-P	Packing Ring	-	608D PTFE Graphite	CF	CF	P6016553	P6016553
3-21-P	Lantern Ring	2	PTFE	CF	CF	P6016563	P6016563

▼MR4 is standard unless listed as not available or if pump working pressure exceeds 175 psi. MR3 is standard for working pressures above 175 psi.

▶Drive ring only required for MR4 mechanical seals.



**Wet Shaft Design (Seal on Shaft) – Optional Construction**

<b>Mechanical Seal – Optional Construction</b>		<b>Qty.</b>	<b>Standard Material</b>	<b>16x24x38</b>	<b>16x24x34</b>	<b>18x20x15.5</b>	<b>18x20x14.5</b>
3-00-D	Shaft	1	420 SS	CF	CF	P6016260	P6016260
3-01-D	Coupling Key (Pump End)	1	Steel	CF	CF	P6019832	P6019832
3-02-D	Impeller Key(s)	-	Steel	CF	CF	P6010224	P6010224
3-10-D	Stuffing Box	2	Cast Iron	CF	CF	P6015314	P6015314
3-11-D	Pin (Stuffing Box)	2	Stainless Steel	CF	CF	P6010071	P6010071
3-12-D	O-Ring (Stuffing Box)	4	FKM	CF	CF	P6010057	P6010057
3-13-D	Plug (Stuffing Box)	2	Steel	CF	CF	P6010071	P6010071
3-14-D	Seal Gland	2	Steel	CF	CF	P6015348	P6015348
3-15-D	O-Ring (Seal Gland)	2	FKM	CF	CF	P6015395	P6015395
3-16-D	Bolt (Seal Gland)	8	Steel	CF	CF	P6015402	P6015402
3-17-D	Washer (Seal Gland)	8	Steel	CF	CF	P6010027	P6010027
3-18-D	Shaft Guard	2	304 SS	CF	CF	P6015416	P6015416
3-19-D	Bolt (Shaft Guard)	4	Steel	CF	CF	P6010677	P6010677
3-20-D	MR4 Mechanical Seal <sup>▼</sup>	2	C/SiC/EPDM	CF	CF	P6000051	P6000051
3-20-D	MR3 Mechanical Seal <sup>▼</sup>	2	C/SiC/EPDM	CF	CF	P6000031	P6000031
3-21-D	Drive Ring	1	304 SS	CF	CF	P6000091	P6000091
3-22-D	Snap Ring (Impeller)	1	304 SS	CF	CF	P6010038	P6010038
<b>Cartridge Seal – Optional Construction</b>							
3-00-G	Shaft	1	420 SS	CF	CF	P6016260	P6016260
3-01-G	Coupling Key (Pump End)	1	Steel	CF	CF	P6019832	P6019832
3-02-G	Impeller Key(s)	-	Steel	CF	CF	P6010224	P6010224
3-10-G	Stuffing Box	2	Cast Iron	CF	CF	P6015314	P6015314
3-11-G	Pin (Stuffing Box)	2	Stainless Steel	CF	CF	P6010071	P6010071
3-12-G	O-Ring (Stuffing Box)	4	FKM	CF	CF	P6010057	P6010057
3-13-G	Plug (Stuffing Box)	2	Steel	CF	CF	P6010071	P6010071
3-16-G	Bolt (Cartridge Seal)	8	Steel	CF	CF	P6015403	P6015403
3-17-G	Washer (Cartridge Seal)	8	Steel	CF	CF	P6010027	P6010027
3-18-G	Shaft Guard	2	304 SS	CF	CF	P6015416	P6015416
3-19-G	Bolt (Shaft Guard)	4	Steel	CF	CF	P6010677	P6010677
3-20-G	MR6 Cartridge Seal	2	C/SiC/EDPM	CF	CF	P6000071	P6000071
3-22-G	Snap Ring (Impeller)	1	304 SS	CF	CF	P6010038	P6010038

▼MR4 is standard unless listed as not available or if pump working pressure exceeds 175 psi. MR3 is standard for working pressures above 175 psi.

## e-XC Single Stage, Double Suction Centrifugal Pumps

20x24x18	20x24x20.5	No.	109	110	111	112
		e-XC Pump Model	20x24x18	20x24x17	20x24x20.5	20x24x19.5
20x24x17	20x24x19.5	Shaft Group	85	85	85	85
		Pump Code	500450	500430	500525	500500

### Common Parts – Standard Construction

Cat No.	Description	Qty.	Standard Material	Part Numbers			
1-00	Casing Asm. (Std. Drilling) ▲	1	Cast Iron (Class 30)	P6011305	P6011305	CF	CF
1-00	Casing Asm. (Std. Drilling) ▲	1	Ductile Iron (65-45-12)	P6011306	P6011306	CF	CF
1-01	Bite-Type Fitting	2	304 SS	P6010421	P6010421	CF	CF
1-02	Ball Valve	2	304 SS	P6010675	P6010675	CF	CF
1-03	Four Arm Tube	1	304 SS	P6015607	P6015607	CF	CF
1-04	Plug (Upper Casing)	1	Steel	P6010069	P6010069	CF	CF
1-05	Flush Pipe	-	304 SS	P6017961	P6017961	CF	CF
1-06	Casing Bolt (Large)	4	Steel	P6017951	P6017951	CF	CF
1-07	Washer (Large)	4	Steel	P6010029	P6010029	CF	CF
1-08	Casing Bolt (Small)	-	Steel	P6011012	P6011012	CF	CF
1-09	Washer (Small)	-	Steel	P6010029	P6010029	CF	CF
1-10	Tapered Pin	2	Steel	P6011239	P6011239	CF	CF
1-11	Nut (Tapered Pin)	2	Steel	P6010013	P6010013	CF	CF
1-12	Suction Gasket	1	Aramid Fiber	P6011200	P6011200	CF	CF
1-13	Discharge Gasket	1	Aramid Fiber	P6011201	P6011201	CF	CF
1-14	Plug (Lower Casing)	10	Steel	P6010069	P6010069	CF	CF
1-15	Jacking Screw	2	Steel	P6011224	P6011224	CF	CF
2-00	Bearing Housing	2	Cast Iron	P6014985	P6014985	CF	CF
2-01	Bolt (Brg. Hsg.)	8	Steel	P6015771	P6015771	CF	CF
2-02	Washer (Brg. Hsg.)	8	Steel	P6015770	P6015770	CF	CF
2-03	Jacking Screw (Brg. Hsg.)	4	Steel	P6010001	P6010001	CF	CF
2-04	Eyebolt (Brg. Hsg.)	4	Steel	P6015405	P6015405	CF	CF
2-05	Drain Plug (Brg. Hsg.)	2	Steel	P6010071	P6010071	CF	CF
2-06	Side Plug (Large - Brg. Hsg.)	4	Steel	P6010069	P6010069	CF	CF
2-07	Side Plug (Small - Brg. Hsg.)	4	Steel	P6010066	P6010066	CF	CF
2-08	Grease Cup (Brg. Hsg.)	2	H62 Brass	P6010235	P6010235	CF	CF
2-09	Breather Vent (Brg. Hsg.)	2	Steel	P6015418	P6015418	CF	CF
2-10	Vibration Sensor Plug (Brg. Hsg.)	6	Steel	P6010067	P6010067	CF	CF
2-11	Temp. Sensor Plug (Brg. Hsg.)	4	Steel	P6010066	P6010066	CF	CF
2-12	Bearing Gland (Outboard)	1	Steel Plate	P6015278	P6015278	CF	CF
2-13	Bearing Gland (Outboard-Inner)	1	Cast Iron	P6015275	P6015275	CF	CF
2-14	Bearing Gland (Inboard-Inner)	1	Steel Plate	P6015276	P6015276	CF	CF
2-15	Bearing Gland (Inboard)	1	Steel Plate	P6015277	P6015277	CF	CF
2-16	Gasket (Bearing Gland)	4	Aramid Fiber	P6010204	P6010204	CF	CF
2-17	Bolt (Brg. Gland)	16	Steel	P6010007	P6010007	CF	CF
2-18	Washer (Brg. Gland)	16	Steel	P6010025	P6010025	CF	CF
2-19	Labyrinth Seal (Inner)	2	Cast Iron	P6015279	P6015279	CF	CF
2-20	Labyrinth Seal (Inboard)	1	Cast Iron	P6015280	P6015280	CF	CF
2-21	Set Screw (Lab. Seal)	15	Stainless Steel	P6010006	P6010006	CF	CF
2-22	O-ring (Lab. Seal Inner)	2	FKM	P6015789	P6015789	CF	CF
2-23	O-Ring (Lab. Seal Inboard)	1	FKM	P6015790	P6015790	CF	CF
2-24	Bearing	2	Steel	P6010203	P6010203	CF	CF
2-25	Shoulder Ring (Outb. Brg.)	1	Steel	P6010048	P6010048	CF	CF
2-26	Tab Washer (Outb. Brg.)	1	Steel	P6010035	P6010035	CF	CF
2-27	Locknut (Outb. Brg.)	1	Steel	P6010042	P6010042	CF	CF

### Std. Impeller Assembly

4-00	Impeller & Imp. WR Asm.	1	304 SS	P6011267	P6011271	CF	CF
4-01	Impeller (Machined For WR)	1	304 SS	P6011154	P6011160	CF	CF
4-02	Wear Ring (Impeller)	2	304 SS	P6011216	P6011216	CF	CF
4-03	Set Screw (Imp. WR)	6	Stainless Steel	P6010005	P6010005	CF	CF
4-04	Wear Ring (Casing)	2	C90300 Bronze	P6011209	P6011209	CF	CF
4-05	O-Ring (CWR)	4	FKM	P6019591	P6019591	CF	CF
4-06	Pin (CWR)	4	Stainless Steel	P6019597	P6019597	CF	CF

▲ Cast iron casing with ANSI 125# drilling is standard for working pressures below 175 psi unless listed as not available.

◀ Ductile iron casing with ANSI 250# drilling is standard for working pressures above 175 psi.

CF = Consult factory

**Dry Shaft Design (Seal on Sleeve) – Standard Construction**

<b>Mechanical Seal – Standard Construction</b>		<b>Qty.</b>	<b>Standard Material</b>	<b>20x24x18</b>	<b>20x24x17</b>	<b>20x24x20.5</b>	<b>20x24x19.5</b>
3-00-C	Shaft	1	5140 Steel	P6019738	P6019738	CF	CF
3-01-C	Coupling Key (Pump End)	1	Steel	P6019835	P6019835	CF	CF
3-02-C	Impeller Key(s)	-	Steel	P6014696	P6014696	CF	CF
3-03-C	Shaft Sleeve	2	304 SS	P6019735	P6019735	CF	CF
3-04-C	Impeller Hub Sleeve	2	304 SS	P6016213	P6016213	CF	CF
3-05-C	Sleeve Nut	2	304 SS	P6014961	P6014961	CF	CF
3-06-C	O-ring (Shaft Sleeve)	2	FKM	P6015786	P6015786	CF	CF
3-07-C	Gasket (Imp. Hub Sleeve)	2	PTFE	P6015785	P6015785	CF	CF
3-08-C	Tab Washer (Sleeve Nut)	2	304 SS	P6014943	P6014943	CF	CF
3-09-C	Heterotype Key (Sleeve Nut)	2	304 SS	P6015375	P6015375	CF	CF
3-10-C	Stuffing Box	2	Cast Iron	P6019678	P6019678	CF	CF
3-11-C	Pin (Stuffing Box)	2	Stainless Steel	P6019597	P6019597	CF	CF
3-12-C	O-Ring (Stuffing Box)	4	FKM	P6010059	P6010059	CF	CF
3-13-C	Plug (Stuffing Box)	2	Steel	P6010071	P6010071	CF	CF
3-14-C	Seal Gland	2	Steel	P6019686	P6019686	CF	CF
3-15-C	O-Ring (Seal Gland)	2	FKM	P6015833	P6015833	CF	CF
3-16-C	Bolt (Seal Gland)	8	Steel	P6015402	P6015402	CF	CF
3-17-C	Washer (Seal Gland)	8	Steel	P6010027	P6010027	CF	CF
3-18-C	Shaft Guard	2	304 SS	P6015787	P6015787	CF	CF
3-19-C	Bolt (Shaft Guard)	4	Steel	P6010677	P6010677	CF	CF
3-20-C	MR4 Mechanical Seal ▼	2	C/SiC/EPDM	N/A	N/A	CF	CF
3-20-C	MR3 Mechanical Seal ▼	2	C/SiC/EPDM	P6000036	P6000036	CF	CF
3-21-C	Drive Ring (Includes Set Screws) ▶	2	304 SS	N/A	N/A	CF	CF
<b>Cartridge Seal – Optional Construction</b>							
3-00-F	Shaft	1	5140 Steel	P6019738	P6019738	CF	CF
3-01-F	Coupling Key (Pump End)	1	Steel	P6019835	P6019835	CF	CF
3-02-F	Impeller Key(s)	-	Steel	P6014696	P6014696	CF	CF
3-03-F	Shaft Sleeve	2	304 SS	P6019735	P6019735	CF	CF
3-04-F	Impeller Hub Sleeve	2	304 SS	P6016213	P6016213	CF	CF
3-05-F	Sleeve Nut	2	304 SS	P6014961	P6014961	CF	CF
3-06-F	O-ring (Shaft Sleeve)	2	FKM	P6015786	P6015786	CF	CF
3-07-F	Gasket (Imp. Hub Sleeve)	2	PTFE	P6015785	P6015785	CF	CF
3-08-F	Tab Washer (Sleeve Nut)	2	304 SS	P6014943	P6014943	CF	CF
3-09-F	Heterotype Key (Sleeve Nut)	2	304 SS	P6015375	P6015375	CF	CF
3-10-F	Stuffing Box	2	Cast Iron	P6019684	P6019684	CF	CF
3-11-F	Pin (Stuffing Box)	2	Stainless Steel	P6010071	P6010071	CF	CF
3-12-F	O-Ring (Stuffing Box)	4	FKM	P6010059	P6010059	CF	CF
3-16-F	Bolt (Cartridge Seal)	8	Steel	P6015402	P6015402	CF	CF
3-17-F	Washer (Cartridge Seal)	8	Steel	P6010027	P6010027	CF	CF
3-18-F	Shaft Guard	2	304 SS	P6019854	P6019854	CF	CF
3-19-F	Bolt (Shaft Guard)	4	Steel	P6010677	P6010677	CF	CF
3-20-F	MR8 Cartridge Seal	2	C/SiC/EPDM	P6000253	P6000253	CF	CF
<b>Packing – Optional Construction</b>							
3-00-P	Shaft	1	5140 Steel	P6016274	P6016274	CF	CF
3-01-P	Coupling Key (Pump End)	1	Steel	P6019835	P6019835	CF	CF
3-02-P	Impeller Key(s)	-	Steel	P6014696	P6014696	CF	CF
3-03-P	Shaft Sleeve	2	304 SS	P6014914	P6014914	CF	CF
3-04-P	Impeller Hub Sleeve	2	304 SS	P6016213	P6016213	CF	CF
3-05-P	Sleeve Nut	2	304 SS	P6014961	P6014961	CF	CF
3-06-P	O-ring (Shaft Sleeve)	2	FKM	P6015786	P6015786	CF	CF
3-07-P	Gasket (Imp. Hub Sleeve)	2	PTFE	P6015785	P6015785	CF	CF
3-08-P	Tab Washer (Sleeve Nut)	2	304 SS	P6014943	P6014943	CF	CF
3-09-P	Heterotype Key (Sleeve Nut)	2	304 SS	P6015375	P6015375	CF	CF
3-10-P	Stuffing Box	2	Cast Iron	P6015322	P6015322	CF	CF
3-11-P	Pin (Stuffing Box)	2	Stainless Steel	P6010071	P6010071	CF	CF
3-12-P	O-Ring (Stuffing Box)	4	FKM	P6010059	P6010059	CF	CF
3-14-P	Half Packing Gland	4	Cast Iron	P6015370	P6015370	CF	CF
3-16-P	Stud (Packing Gland)	4	Stainless Steel	P6015407	P6015407	CF	CF
3-17-P	Nut (Packing Gland)	4	Stainless Steel	P6015409	P6015409	CF	CF
3-18-P	Shaft Guard	2	304 SS	P6018039	P6018039	CF	CF
3-19-P	Bolt (Shaft Guard)	4	Steel	P6010677	P6010677	CF	CF
3-20-P	Packing Ring	-	608D PTFE Graphite	P6016556	P6016556	CF	CF
3-21-P	Lantern Ring	2	PTFE	P6016563	P6016563	CF	CF

▼MR4 is standard unless listed as not available or if pump working pressure exceeds 175 psi. MR3 is standard for working pressures above 175 psi.

▶Drive ring only required for MR4 mechanical seals.

**Wet Shaft Design (Seal on Shaft) – Optional Construction**

<b>Mechanical Seal – Optional Construction</b>		<b>Qty.</b>	<b>Standard Material</b>	<b>20x24x18</b>	<b>20x24x17</b>	<b>20x24x20.5</b>	<b>20x24x19.5</b>
3-00-D	Shaft	1	420 SS	P6016276	P6016276	CF	CF
3-01-D	Coupling Key (Pump End)	1	Steel	P6019835	P6019835	CF	CF
3-02-D	Impeller Key(s)	-	Steel	P6014695	P6014695	CF	CF
3-10-D	Stuffing Box	2	Cast Iron	P6015322	P6015322	CF	CF
3-11-D	Pin (Stuffing Box)	2	Stainless Steel	P6010071	P6010071	CF	CF
3-12-D	O-Ring (Stuffing Box)	4	FKM	P6010059	P6010059	CF	CF
3-13-D	Plug (Stuffing Box)	2	Steel	P6010071	P6010071	CF	CF
3-14-D	Seal Gland	2	Steel	P6015352	P6015352	CF	CF
3-15-D	O-Ring (Seal Gland)	2	FKM	P6015833	P6015833	CF	CF
3-16-D	Bolt (Seal Gland)	8	Steel	P6015402	P6015402	CF	CF
3-17-D	Washer (Seal Gland)	8	Steel	P6010027	P6010027	CF	CF
3-18-D	Shaft Guard	2	304 SS	P6015787	P6015787	CF	CF
3-19-D	Bolt (Shaft Guard)	4	Steel	P6010677	P6010677	CF	CF
3-20-D	MR4 Mechanical Seal▼	2	C/SiC/EPDM	P6000053	P6000053	CF	CF
3-20-D	MR3 Mechanical Seal▼	2	C/SiC/EPDM	P6000033	P6000033	CF	CF
3-21-D	Drive Ring	1	304 SS	P6000093	P6000093	CF	CF
3-22-D	Snap Ring (Impeller)	1	304 SS	P6010039	P6010039	CF	CF
<b>Cartridge Seal – Optional Construction</b>							
3-00-G	Shaft	1	420 SS	P6016276	P6016276	CF	CF
3-01-G	Coupling Key (Pump End)	1	Steel	P6019835	P6019835	CF	CF
3-02-G	Impeller Key(s)	-	Steel	P6014695	P6014695	CF	CF
3-10-G	Stuffing Box	2	Cast Iron	P6015322	P6015322	CF	CF
3-11-G	Pin (Stuffing Box)	2	Stainless Steel	P6010071	P6010071	CF	CF
3-12-G	O-Ring (Stuffing Box)	4	FKM	P6010059	P6010059	CF	CF
3-13-G	Plug (Stuffing Box)	2	Steel	P6010071	P6010071	CF	CF
3-16-G	Bolt (Cartridge Seal)	8	Steel	P6015403	P6015403	CF	CF
3-17-G	Washer (Cartridge Seal)	8	Steel	P6010027	P6010027	CF	CF
3-18-G	Shaft Guard	2	304 SS	P6015787	P6015787	CF	CF
3-19-G	Bolt (Shaft Guard)	4	Steel	P6010677	P6010677	CF	CF
3-20-G	MR6 Cartridge Seal	2	C/SiC/EDPM	P6000073	P6000073	CF	CF
3-22-G	Snap Ring (Impeller)	1	304 SS	P6010039	P6010039	CF	CF

▼MR4 is standard unless listed as not available or if pump working pressure exceeds 175 psi. MR3 is standard for working pressures above 175 psi.

### e-XC Single Stage, Double Suction Centrifugal Pumps

20x24x24.5	20x28x28	No.	113	114	115	116
		e-XC Pump Model	<b>20x24x24.5</b>	<b>20x24x23.5</b>	<b>20x28x28</b>	<b>20x28x27</b>
20x24x23.5	20x28x27	Shaft Group	95	95	120	120
		Pump Code	500625	500605	500715	500690

Standard Construction - Consult Factory

20x28x36	24x28x22.5	No.	117	118	119	120
		e-XC Pump Model	<b>20x28x36</b>	<b>20x28x34</b>	<b>24x28x22.5</b>	<b>24x28x21</b>
20x28x34	24x28x21	Shaft Group	140	140	95	95
		Pump Code	500920	500875	600575	600540

Standard Construction - Consult Factory

24x28x24	24x32x31.5	No.	121	122	123	124
		e-XC Pump Model	<b>24x28x24</b>	<b>24x28x23</b>	<b>24x32x31.5</b>	<b>24x32x30</b>
24x28x23	24x32x30	Shaft Group	105	105	140	140
		Pump Code	600610	600580	600810	600770

Standard Construction - Consult Factory

24x32x39	24x32x43.5	No.	125	126	127	128
		e-XC Pump Model	<b>24x32x39</b>	<b>24x32x37</b>	<b>24x32x43.5</b>	<b>24x32x41.5</b>
24x32x37	24x32x41.5	Shaft Group	160	160	170	170
		Pump Code	6001000	600950	6001115	6001060

Standard Construction - Consult Factory

28x28x21	28x32x23.5	No.	129	130	131	132
		e-XC Pump Model	<b>28x28x21</b>	<b>28x28x19.5</b>	<b>28x32x23.5</b>	<b>28x32x23</b>
28x28x19.5	28x32x23	Shaft Group	95	95	120	120
		Pump Code	700535	700505	700615	700585

Standard Construction - Consult Factory

28x32x26	28x32x30.5	No.	133	134	135	136
		e-XC Pump Model	<b>28x32x26</b>	<b>28x32x25</b>	<b>28x32x30.5</b>	<b>28x32x28.5</b>
28x32x25	28x32x28.5	Shaft Group	120	120	140	140
		Pump Code	700670	700635	700775	700735

Standard Construction - Consult Factory

28x32x34	28x36x39	No.	137	138	139	140
		e-XC Pump Model	<b>28x32x34</b>	<b>28x32x32.5</b>	<b>28x36x39</b>	<b>28x36x37</b>
28x32x32.5	28x36x37	Shaft Group	140	140	170	170
		Pump Code	700870	700830	700995	700945

Standard Construction - Consult Factory

**e-XC Single Stage, Double Suction Centrifugal Pumps**

32x32x23	No.	141	142
	e-XC Pump Model	<b>32x32x23</b>	<b>32x32x22</b>
32x32x22	Shaft Group	120	120
	Pump Code	800590	800560

Standard Construction – Consult Factory

## e-XC Single Stage, Double Suction Centrifugal Pumps

### Alternate Materials - Shafts

No.	e-XC Pump Model		Shaft Group	Dry Shaft (Seal on Sleeve)		Wet Shaft (Seal on Shaft)	
				5140 Steel Alloy	4135 Steel Alloy	420 SS	Duplex 2205
1	3X5X8.5	3X5X8	35	P6019810	P6020400	P6014854	P6014855
2	3X5X11	3X5X10.5	35	P6019810	P6020400	P6014854	P6014855
3	3X5X12.5	3X5X12	35	P6019810	P6020400	P6014854	P6014855
4	3X5X13.5	3X5X13	35	P6019810	P6020400	P6014854	P6014855
5	4X5X6.5	4X5X6	35	P6019810	P6020400	P6014854	P6014855
6	4X6X10	4X6X9.5	35	P6019810	P6020400	P6014854	P6014855
7	4X6X13	4X6X12	45	P6019813	P6020403	P6015652	P6015653
8	4X6X14.5	4X6X13.5	45	P6019813	P6020403	P6015652	P6015653
9	4X6X16	4X6X15.5	35	P6019810	P6020400	P6014854	P6014855
10	5X6X7.5	5X6X7	35	P6019810	P6020400	P6014854	P6014855
11	5X6X9	5X6X8.5	35	P6019810	P6020400	P6014854	P6014855
12	5X8X9.5	5X8X9	45	P6019814	P6020404	P6015885	P6015886
13	5X8X12	5X8X11	45	P6019814	P6020404	P6015885	P6015886
14	5X8X14	5X8X13.5	55	P6019874	P6019875	P6015656	P6015657
15	5X8X15.5	5X8X14.5	45	P6019814	P6020404	P6015885	P6015886
16	5X8X19	5X8X18	45	P6019814	P6020404	P6015885	P6015886
17	6X8X6.5	6X8X6	35	P6019810	P6020400	P6014854	P6014855
18	6X8X12	6X8X11	45	P6019816	P6020406	P6016236	P6016237
19	6X8X14	6X8X13.5	45	P6019816	P6020406	P6016236	P6016237
20	6X8X18	6X8X17	55	P6019818	P6020408	P6014860	P6014861
21	6X8X22	6X8X21	65	P6019821	P6020411	P6014866	P6014867
22	6X10X11	6X10X10.5	55	P6019818	P6020408	P6014860	P6014861
23	8X8X8	8X8X7.5	35	P6019812	P6020402	P6016228	P6016229
24	8X10X10	8X10X9.5	45	P6019816	P6020406	P6016236	P6016237
25	8X10X13.5	8X10X13	55	P6019818	P6020408	P6014860	P6014861
26	8X10X17	8X10X16	55	P6019819	P6020409	P6015901	P6015902
27	8X10X21	8X10X20	65	P6019821	P6020411	P6014866	P6014867
28	8X10X26	8X10X25	75	P6019826	P6020416	P6016268	P6016269
29	10X10X8	10X10X7.5	35	P6019811	P6020401	P6015877	P6015878
30	10X12X15.5	10X12X14.5	65	P6019822	P6020412	P6015917	P6015918
31	10X12X19	10X12X18	65	P6019823	P6020413	P6016252	P6016253
32	10X12X24	10X12X23	85	P6019739	P6020399	P6015660	P6015661
33	10X12X30	10X12X28.5	85	P6019739	P6020399	P6015660	P6015661
34	12X12X9	12X12X8.5	45	P6019815	P6020405	P6015893	P6015894
35	12X12X10	12X12X9.5	45	P6019817	P6020407	P6016244	P6016245
36	12X14X13	12X14X12.5	65	P6019822	P6020412	P6015917	P6015918
37	12X16X18	12X16X17	75	P6019825	P6020415	P6014872	P6014873
38	12X16X22	12X16X21	85	P6019736	P6020397	P6015925	P6015926
39	12X16X28	12X16X27	95	P6019827	P6020417	P6015933	P6015934
40	14X14X12	14X14X11	45	P6019815	P6020405	P6015893	P6015894
41	14X16X15	14X16X14.5	75	P6019825	P6020415	P6014872	P6014873

## e-XC Single Stage, Double Suction Centrifugal Pumps

### Alternate Materials - Shafts

No.	e-XC Pump Model		Shaft Group	Dry Shaft (Seal on Sleeve)		Wet Shaft (Seal on Shaft)	
				5140 Steel Alloy	4135 Steel Alloy	420 SS	Duplex 2205
42	14X16X27.5	14X16X26	105	P6019828	P6020418	P6015941	P6015942
43	14X16X30.5	14X16X29	120	CF	CF	CF	CF
44	14X18X18	14X18X17	85	P6019736	P6020397	P6015925	P6015926
45	14X18X21	14X18X20	85	P6019736	P6020397	P6015925	P6015926
46	14X20X26.5	14X20X25.5	85	CF	CF	CF	CF
47	14X20X33	14X20X31.5	95	CF	CF	CF	CF
48	16X16X13.5	16X16X13	55	P6019820	P6020410	P6015909	P6015910
49	16X20X20.5	16X20X19.5	95	P6019851	P6019852	P6016284	P6016285
50	16X20X21	16X20X20	75	CF	CF	CF	CF
51	16X20X23	16X20X22	105	P6019829	P6020419	P6016292	P6016293
52	16X24X31.5	16X24X29.5	105	CF	CF	CF	CF
53	16X24X38	16X24X34	120	CF	CF	CF	CF
54	18X20X15.5	18X20X14.5	65	P6019824	P6020414	P6016260	P6016261
55	20X24X18	20X24X17	85	P6019738	P6020398	P6016276	P6016277
56	20X24X20.5	20X24X19.5	85	CF	CF	CF	CF
57	20X24X24.5	20X24X23.5	95	CF	CF	CF	CF
58	20X28X28	20X28X27	120	CF	CF	CF	CF
59	20X28X36	20X28X34	140	CF	CF	CF	CF
60	24X28X22.5	24X28X21	95	CF	CF	CF	CF
61	24X28X24	24X28X23	105	CF	CF	CF	CF
62	24X32X31.5	24X32X30	140	CF	CF	CF	CF
63	24X32X39	24X32X37	160	CF	CF	CF	CF
64	24X32X43.5	24X32X41.5	170	CF	CF	CF	CF
65	28X28X21	28X28X19.5	95	CF	CF	CF	CF
66	28X32X23.5	28X32X23	120	CF	CF	CF	CF
67	28X32X26	28X32X25	120	CF	CF	CF	CF
68	28X32X30.5	28X32X28.5	140	CF	CF	CF	CF
69	28X32X34	28X32X32.5	140	CF	CF	CF	CF
70	28X36X39	28X36X37	170	CF	CF	CF	CF
71	32X32X23	32X32X22	120	CF	CF	CF	CF

CF=Consult Factory



## e-XC Single Stage, Double Suction Centrifugal Pumps

### Alternate Materials – Impeller Hub Sleeves

No.	e-XC Pump Model		Shaft Group	304 SS	316 SS	Duplex 2205
1	3X5X8.5	3X5X8	35	P6014923	P6014924	P6014925
2	3X5X11	3X5X10.5	35	P6014923	P6014924	P6014925
3	3X5X12.5	3X5X12	35	P6014923	P6014924	P6014925
4	3X5X13.5	3X5X13	35	P6014923	P6014924	P6014925
5	4X5X6.5	4X5X6	35	P6014923	P6014924	P6014925
6	4X6X10	4X6X9.5	35	P6014923	P6014924	P6014925
7	4X6X13	4X6X12	45	P6015723	P6015724	P6015725
8	4X6X14.5	4X6X13.5	45	P6015723	P6015724	P6015725
9	4X6X16	4X6X15.5	35	P6014923	P6014924	P6014925
10	5X6X7.5	5X6X7	35	P6014923	P6014924	P6014925
11	5X6X9	5X6X8.5	35	P6014923	P6014924	P6014925
12	5X8X9.5	5X8X9	45	P6015949	P6015950	P6015951
13	5X8X12	5X8X11	45	P6015949	P6015950	P6015951
14	5X8X14	5X8X13.5	55	P6015726	P6015727	P6015728
15	5X8X15.5	5X8X14.5	45	P6015949	P6015950	P6015951
16	5X8X19	5X8X18	45	P6015949	P6015950	P6015951
17	6X8X6.5	6X8X6	35	P6014923	P6014924	P6014925
18	6X8X12	6X8X11	45	P6016201	P6016202	P6016203
19	6X8X14	6X8X13.5	45	P6016201	P6016202	P6016203
20	6X8X18	6X8X17	55	P6014926	P6014927	P6014928
21	6X8X22	6X8X21	65	P6014929	P6014930	P6014931
22	6X10X11	6X10X10.5	55	P6014926	P6014927	P6014928
23	8X8X8	8X8X7.5	35	P6016198	P6016199	P6016200
24	8X10X10	8X10X9.5	45	P6016201	P6016202	P6016203
25	8X10X13.5	8X10X13	55	P6014926	P6014927	P6014928
26	8X10X17	8X10X16	55	P6015955	P6015956	P6015957
27	8X10X21	8X10X20	65	P6014929	P6014930	P6014931
28	8X10X26	8X10X25	75	P6016210	P6016211	P6016212
29	10X10X8	10X10X7.5	35	P6015943	P6015944	P6015945
30	10X12X15.5	10X12X14.5	65	P6015961	P6015962	P6015963
31	10X12X19	10X12X18	65	P6016204	P6016205	P6016206
32	10X12X24	10X12X23	85	P6015729	P6015730	P6015731
33	10X12X30	10X12X28.5	85	P6015729	P6015730	P6015731
34	12X12X9	12X12X8.5	45	P6015952	P6015953	P6015954
35	12X12X10	12X12X9.5	45	P6016201	P6016202	P6016203
36	12X14X13	12X14X12.5	65	P6015961	P6015962	P6015963
37	12X16X18	12X16X17	75	P6014932	P6014933	P6014934
38	12X16X22	12X16X21	85	P6015964	P6015965	P6015966
39	12X16X28	12X16X27	95	P6015967	P6015968	P6015969
40	14X14X12	14X14X11	45	P6015952	P6015953	P6015954
41	14X16X15	14X16X14.5	75	P6014932	P6014933	P6014934

## e-XC Single Stage, Double Suction Centrifugal Pumps

### Alternate Materials – Impeller Hub Sleeves

No.	e-XC Pump Model		Shaft Group	304 SS	316 SS	Duplex 2205
42	14X16X27.5	14X16X26	105	P6015970	P6015971	P6015972
43	14X16X30.5	14X16X29	120	CF	CF	CF
44	14X18X18	14X18X17	85	P6015964	P6015965	P6015966
45	14X18X21	14X18X20	85	P6015964	P6015965	P6015966
46	14X20X26.5	14X20X25.5	85	CF	CF	CF
47	14X20X33	14X20X31.5	95	CF	CF	CF
48	16X16X13.5	16X16X13	55	P6015958	P6015959	P6015960
49	16X20X20.5	16X20X19.5	95	P6016216	P6016217	P6016218
50	16X20X21	16X20X20	75	CF	CF	CF
51	16X20X23	16X20X22	105	P6016219	P6016220	P6016221
52	16X24X31.5	16X24X29.5	105	CF	CF	CF
53	16X24X38	16X24X34	120	CF	CF	CF
54	18X20X15.5	18X20X14.5	65	P6016207	P6016208	P6016209
55	20X24X18	20X24X17	85	P6016213	P6016214	P6016215
56	20X24X20.5	20X24X19.5	85	CF	CF	CF
57	20X24X24.5	20X24X23.5	95	CF	CF	CF
58	20X28X28	20X28X27	120	CF	CF	CF
59	20X28X36	20X28X34	140	CF	CF	CF
60	24X28X22.5	24X28X21	95	CF	CF	CF
61	24X28X24	24X28X23	105	CF	CF	CF
62	24X32X31.5	24X32X30	140	CF	CF	CF
63	24X32X39	24X32X37	160	CF	CF	CF
64	24X32X43.5	24X32X41.5	170	CF	CF	CF
65	28X28X21	28X28X19.5	95	CF	CF	CF
66	28X32X23.5	28X32X23	120	CF	CF	CF
67	28X32X26	28X32X25	120	CF	CF	CF
68	28X32X30.5	28X32X28.5	140	CF	CF	CF
69	28X32X34	28X32X32.5	140	CF	CF	CF
70	28X36X39	28X36X37	170	CF	CF	CF
71	32X32X23	32X32X22	120	CF	CF	CF

CF=Consult Factory

## e-XC Single Stage, Double Suction Centrifugal Pumps

### Alternate Materials – Shaft Sleeves and Sleeve Nuts

Shaft Group	Material	Shaft Sleeve	Sleeve Nut
35	304 SS	P6019740	P6014946
	316 SS	P6020384	P6014947
	Duplex 2205	P6020392	P6014948
45	304 SS	P6019806	P6014949
	316 SS	P6020385	P6014950
	Duplex 2205	P6020393	P6014951
55	304 SS	P6019807	P6014952
	316 SS	P6020386	P6014953
	Duplex 2205	P6020394	P6014954
65	304 SS	P6019808	P6014955
	316 SS	P6020387	P6014956
	Duplex 2205	P6020395	P6014957
75	304 SS	P6019809	P6014958
	316 SS	P6020388	P6014959
	Duplex 2205	P6020396	P6014960
85	304 SS	P6019735	P6014961
	316 SS	P6020382	P6014962
	Duplex 2205	P6020390	P6014963
95	304 SS	P6019734	P6014964
	316 SS	P6020381	P6014965
	Duplex 2205	P6020389	P6014966
105	304 SS	P6019737	P6014967
	316 SS	P6020383	P6014968
	Duplex 2205	P6020391	P6014969
120	304 SS	CF	CF
	316 SS	CF	CF
	Duplex 2205	CF	CF
140	304 SS	CF	CF
	316 SS	CF	CF
	Duplex 2205	CF	CF
160	304 SS	CF	CF
	316 SS	CF	CF
	Duplex 2205	CF	CF
170	304 SS	CF	CF
	316 SS	CF	CF
	Duplex 2205	CF	CF

CF=Consult Factory

## e-XC Single Stage, Double Suction Centrifugal Pumps

### Alternate Materials – Mechanical Seals

Shaft Group	Material	Dry Shaft (Seal on Sleeve)		Wet Shaft (Seal on Shaft)	
		MR3 Metal Pusher	MR4 Rubber Bellow	MR3 Metal Pusher	MR4 Rubber Bellow
35	C/SiC/EPDM	P6000030	P6000050	P6000028	P6000048
	SiC/SiC/EPDM	P6000126	N/A	P6000124	N/A
	C/SiC/FKM	P6000326	N/A	P6000324	N/A
	SiC/SiC/FKM	P6000350	N/A	P6000348	N/A
45	C/SiC/EPDM	P6000182	P6000194	P6000029	P6000049
	SiC/SiC/EPDM	P6000210	N/A	P6000125	N/A
	C/SiC/FKM	P6000327	N/A	P6000325	N/A
	SiC/SiC/FKM	P6000351	N/A	P6000349	N/A
55	C/SiC/EPDM	P6000183	P6000195	P6000030	P6000050
	SiC/SiC/EPDM	P6000211	N/A	P6000126	N/A
	C/SiC/FKM	P6000329	N/A	P6000326	N/A
	SiC/SiC/FKM	P6000353	N/A	P6000350	N/A
65	C/SiC/EPDM	P6000033	P6000053	P6000031	P6000051
	SiC/SiC/EPDM	P6000129	N/A	P6000127	N/A
	C/SiC/FKM	P6000331	N/A	P6000328	N/A
	SiC/SiC/FKM	P6000355	N/A	P6000352	N/A
75	C/SiC/EPDM	P6000034	P6000054	P6000032	P6000052
	SiC/SiC/EPDM	P6000130	N/A	P6000128	N/A
	C/SiC/FKM	P6000332	N/A	P6000330	N/A
	SiC/SiC/FKM	P6000356	N/A	P6000354	N/A
85	C/SiC/EPDM	P6000036	NA	P6000033	P6000053
	SiC/SiC/EPDM	P6000132	N/A	P6000129	N/A
	C/SiC/FKM	P6000333	N/A	P6000331	N/A
	SiC/SiC/FKM	P6000357	N/A	P6000355	N/A
95	C/SiC/EPDM	P6000038	N/A	P6000034	P6000054
	SiC/SiC/EPDM	P6000134	N/A	P6000130	N/A
	C/SiC/FKM	P6000334	N/A	P6000332	N/A
	SiC/SiC/FKM	P6000358	N/A	P6000356	N/A
105	C/SiC/EPDM	P6000040	N/A	P6000036	N/A
	SiC/SiC/EPDM	P6000136	N/A	P6000132	N/A
	C/SiC/FKM	P6000336	N/A	P6000333	N/A
	SiC/SiC/FKM	P6000360	N/A	P6000357	N/A
120	C/SiC/EPDM	P6000188	N/A	P6000039	N/A
	SiC/SiC/EPDM	P6000216	N/A	P6000135	N/A
	C/SiC/FKM	P6000339	N/A	P6000335	N/A
	SiC/SiC/FKM	P6000363	N/A	P6000359	N/A
140	C/SiC/EPDM	P6000190	N/A	P6000042	N/A
	SiC/SiC/EPDM	P6000218	N/A	P6000138	N/A
	C/SiC/FKM	P6000342	N/A	P6000338	N/A
	SiC/SiC/FKM	P6000366	N/A	P6000362	N/A
160	C/SiC/EPDM	P6000192	N/A	P6000044	N/A
	SiC/SiC/EPDM	P6000220	N/A	P6000140	N/A
	C/SiC/FKM	P6000345	N/A	P6000341	N/A
	SiC/SiC/FKM	P6000369	N/A	P6000365	N/A
170	C/SiC/EPDM	P6000047	N/A	P6000191	N/A
	SiC/SiC/EPDM	P6000143	N/A	P6000219	N/A
	C/SiC/FKM	P6000346	N/A	P6000343	N/A
	SiC/SiC/FKM	P6000370	N/A	P6000367	N/A

## e-XC Single Stage, Double Suction Centrifugal Pumps

### Alternate Materials – Cartridge Seals

Shaft Group	Material	Dry Shaft (Seal on Sleeve)	Wet Shaft (Seal on Shaft)
		MR8 Cartridge	MR6 Cartridge
35	C/SiC/EPDM	P6000248	P6000068
	SiC/SiC/EPDM	P6000516	P6000164
	C/SiC/FKM	P6000474	P6000418
	SiC/SiC/FKM	P6000488	P6000432
45	C/SiC/EPDM	P6000249	P6000069
	SiC/SiC/EPDM	P6000517	P6000165
	C/SiC/FKM	P6000475	P6000419
	SiC/SiC/FKM	P6000489	P6000433
55	C/SiC/EPDM	P6000250	P6000070
	SiC/SiC/EPDM	P6000518	P6000166
	C/SiC/FKM	P6000476	P6000420
	SiC/SiC/FKM	P6000490	P6000434
65	C/SiC/EPDM	P6000251	P6000071
	SiC/SiC/EPDM	P6000519	P6000167
	C/SiC/FKM	P6000477	P6000421
	SiC/SiC/FKM	P6000491	P6000435
75	C/SiC/EPDM	P6000252	P6000072
	SiC/SiC/EPDM	P6000520	P6000168
	C/SiC/FKM	P6000478	P6000422
	SiC/SiC/FKM	P6000492	P6000436
85	C/SiC/EPDM	P6000253	P6000073
	SiC/SiC/EPDM	P6000521	P6000169
	C/SiC/FKM	P6000479	P6000423
	SiC/SiC/FKM	P6000493	P6000437
95	C/SiC/EPDM	P6000254	P6000200
	SiC/SiC/EPDM	P6000522	P6000228
	C/SiC/FKM	P6000480	P6000424
	SiC/SiC/FKM	P6000494	P6000438
105	C/SiC/EPDM	P6000255	P6000201
	SiC/SiC/EPDM	P6000523	P6000229
	C/SiC/FKM	P6000481	P6000425
	SiC/SiC/FKM	P6000495	P6000439
120	C/SiC/EPDM	P6000256	P6000076
	SiC/SiC/EPDM	P6000524	P6000172
	C/SiC/FKM	P6000482	P6000426
	SiC/SiC/FKM	P6000496	P6000440
140	C/SiC/EPDM	P6000258	P6000077
	SiC/SiC/EPDM	P6000526	P6000173
	C/SiC/FKM	P6000484	P6000428
	SiC/SiC/FKM	P6000498	P6000442
160	C/SiC/EPDM	P6000259	P6000078
	SiC/SiC/EPDM	P6000527	P6000174
	C/SiC/FKM	P6000485	P6000429
	SiC/SiC/FKM	P6000499	P6000443
170	C/SiC/EPDM	P6000260	P6000203
	SiC/SiC/EPDM	P6000528	P6000231
	C/SiC/FKM	P6000486	P6000430
	SiC/SiC/FKM	P6000500	P6000444

## e-XC Single Stage, Double Suction Centrifugal Pumps

### Alternate Materials – Impeller Assemblies<sup>1</sup>

No.	Pump Model	Pump Code	304 SS			316 SS			C87600 Bronze		
			Imp. Asm	Impeller	Imp. WR	Imp. Asm	Impeller	Imp. WR	Imp. Asm	Impeller	Imp. WR
1	3X5X8.5	80215	P6012482	P6012470	P6010976	P6012486	P6012471	P6010977	P6012490	P6012472	P6012187
2	3X5X8	80205	P6012491	P6012479	P6010976	P6012495	P6012480	P6010977	P6012499	P6012481	P6012187
3	3X5X11	80285	P6010941	P6010933	P6010976	P6010944	P6010934	P6010977	P6012319	P6012094	P6012187
4	3X5X10.5	80270	P6010945	P6010939	P6010976	P6010948	P6010940	P6010977	P6012324	P6012097	P6012187
5	3X5X12.5	80315	P6015982	P6015668	P6010976	P6015986	P6015669	P6010977	P6015990	P6015670	P6012187
6	3X5X12	80300	P6015991	P6015671	P6010976	P6015995	P6015672	P6010977	P6015999	P6015673	P6012187
7	3X5X13.5	80345	P6013172	P6013012	P6010375	P6013176	P6013013	P6010787	P6013180	P6013014	P6012182
8	3X5X13	80330	P6013181	P6013021	P6010375	P6013185	P6013022	P6010787	P6013189	P6013023	P6012182
9	4X5X6.5	100165	P6016000	P6015676	P6015632	P6016004	P6015677	P6015633	P6016008	P6015678	P6015634
10	4X5X6	100155	P6016009	P6015679	P6015632	P6016013	P6015680	P6015633	P6016017	P6015681	P6015634
11	4X6X10	100260	P6012528	P6012516	P6010375	P6012532	P6012517	P6010787	P6012536	P6012518	P6012182
12	4X6X9.5	100250	P6012537	P6012525	P6010375	P6012541	P6012526	P6010787	P6012545	P6012527	P6012182
13	4X6X13	100325	P6010325	P6010321	P6010375	P6010800	P6010794	P6010787	P6012259	P6012058	P6012182
14	4X6X12	100310	P6010801	P6010324	P6010375	P6010804	P6010797	P6010787	P6012264	P6012061	P6012182
15	4X6X14.5	100365	P6016072	P6015741	P6010375	P6016076	P6015742	P6010787	P6016080	P6015743	P6012182
16	4X6X13.5	100350	P6016081	P6015744	P6010375	P6016085	P6015745	P6010787	P6016089	P6015746	P6012182
17	4X6X16	100410	P6013190	P6013030	P6010978	P6013194	P6013031	P6010979	P6013198	P6013032	P6012188
18	4X6X15.5	100390	P6013199	P6013039	P6010978	P6013203	P6013040	P6010979	P6013207	P6013041	P6012188
19	5X6X7.5	125195	P6016036	P6015696	P6010375	P6016040	P6015697	P6010787	P6016044	P6015698	P6012182
20	5X6X7	125185	P6016045	P6015699	P6010375	P6016049	P6015700	P6010787	P6016053	P6015701	P6012182
21	5X6X9	125225	P6010961	P6010953	P6010978	P6010964	P6010954	P6010979	P6012329	P6012100	P6012188
22	5X6X8.5	125215	P6010965	P6010959	P6010978	P6010968	P6010960	P6010979	P6012334	P6012103	P6012188
23	5X8X9.5	125245	P6010332	P6010328	P6010376	P6010813	P6010807	P6010788	P6012269	P6012064	P6012183
24	5X8X9	125235	P6010814	P6010331	P6010376	P6010817	P6010810	P6010788	P6012274	P6012067	P6012183
25	5X8X12	125300	P6013208	P6013048	P6010376	P6013212	P6013049	P6010788	P6013216	P6013050	P6012183
26	5X8X11	125285	P6013217	P6013057	P6010376	P6013221	P6013058	P6010788	P6013225	P6013059	P6012183
27	5X8X14	125355	P6016018	P6015717	P6015635	P6016022	P6015718	P6015636	P6016026	P6015719	P6015637
28	5X8X13.5	125335	P6016027	P6015720	P6015635	P6016031	P6015721	P6015636	P6016035	P6015722	P6015637
29	5X8X15.5	125390	P6012574	P6012562	P6010376	P6012578	P6012563	P6010788	P6012582	P6012564	P6012183
30	5X8X14.5	125370	P6012583	P6012571	P6010376	P6012587	P6012572	P6010788	P6012591	P6012573	P6012183
31	5X8X19	125475	P6010339	P6010335	P6010376	P6010826	P6010820	P6010788	P6012279	P6012070	P6012183
32	5X8X18	125450	P6010827	P6010338	P6010376	P6010830	P6010823	P6010788	P6012284	P6012073	P6012183
33	6X8X6.5	150170	P6013537	P6013412	P6010375	P6013541	P6013413	P6010787	P6013545	P6013414	P6012182
34	6X8X6	150160	P6013546	P6013421	P6010375	P6013550	P6013422	P6010787	P6013554	P6013423	P6012182
35	6X8X12	150300	P6013244	P6013084	P6010377	P6013248	P6013085	P6010789	P6013252	P6013086	P6012184
36	6X8X11	150285	P6013253	P6013093	P6010377	P6013257	P6013094	P6010789	P6013261	P6013095	P6012184
37	6X8X14	150355	P6010346	P6010342	P6010377	P6010839	P6010833	P6010789	P6012289	P6012076	P6012184
38	6X8X13.5	150340	P6010840	P6010345	P6010377	P6010843	P6010836	P6010789	P6012294	P6012079	P6012184
39	6X8X18	150455	P6012620	P6012608	P6012639	P6012624	P6012609	P6012640	P6012628	P6012610	P6012641
40	6X8X17	150435	P6012629	P6012617	P6012639	P6012633	P6012618	P6012640	P6012637	P6012619	P6012641
41	6X8X22	150560	P6012668	P6012656	P6010379	P6012672	P6012657	P6010791	P6012676	P6012658	P6012186

<sup>1</sup>Impeller assemblies are pre-assembled and contain the following items: impeller (machined to fit impeller and casing wear rings), impeller wear rings.

## e-XC Single Stage, Double Suction Centrifugal Pumps

### Alternate Materials – Impeller Assemblies<sup>1</sup>

No.	Pump Model	Pump Code	304 SS			316 SS			C87600 Bronze		
			Imp. Asm	Impeller	Imp. WR	Imp. Asm	Impeller	Imp. WR	Imp. Asm	Impeller	Imp. WR
42	6X8X21	150535	P6012677	P6012665	P6010379	P6012681	P6012666	P6010791	P6012685	P6012667	P6012186
43	6X10X11	150280	P6013226	P6013066	P6010377	P6013230	P6013067	P6010789	P6013234	P6013068	P6012184
44	6X10X10.5	150265	P6013235	P6013075	P6010377	P6013239	P6013076	P6010789	P6013243	P6013077	P6012184
45	8X8X8	200200	P6013555	P6013394	P6010978	P6013559	P6013395	P6010979	P6013563	P6013396	P6012188
46	8X8X7.5	200190	P6013564	P6013403	P6010978	P6013568	P6013404	P6010979	P6013572	P6013405	P6012188
47	8X10X10	200250	P6013262	P6013102	P6013149	P6013266	P6013103	P6013150	P6013270	P6013104	P6013151
48	8X10X9.5	200240	P6013271	P6013111	P6013149	P6013275	P6013112	P6013150	P6013279	P6013113	P6013151
49	8X10X13.5	200345	P6010353	P6010349	P6010378	P6010852	P6010846	P6010790	P6012299	P6012082	P6012185
50	8X10X13	200330	P6010853	P6010352	P6010378	P6010856	P6010849	P6010790	P6012304	P6012085	P6012185
51	8X10X17	200425	P6010217	P6010169	P6010168	P6010738	P6010720	P6010697	P6012199	P6012046	P6012180
52	8X10X16	200405	P6010739	P6010172	P6010168	P6010742	P6010723	P6010697	P6012204	P6012049	P6012180
53	8X10X21	200530	P6012712	P6012700	P6010168	P6012716	P6012701	P6010697	P6012720	P6012702	P6012180
54	8X10X20	200505	P6012721	P6012709	P6010168	P6012725	P6012710	P6010697	P6012729	P6012711	P6012180
55	8X10X26	200655	P6013280	P6013120	P6010124	P6013284	P6013121	P6010695	P6013288	P6013122	P6012178
56	8X10X25	200625	P6013289	P6013129	P6010124	P6013293	P6013130	P6010695	P6013297	P6013131	P6012178
57	10X10X8	250200	P6013573	P6013376	P6010376	P6013577	P6013377	P6010788	P6013581	P6013378	P6012183
58	10X10X7.5	250190	P6013582	P6013385	P6010376	P6013586	P6013386	P6010788	P6013590	P6013387	P6012183
59	10X12X15.5	250390	P6010214	P6010109	P6010108	P6010745	P6010702	P6010694	P6012209	P6012028	P6012177
60	10X12X14.5	250370	P6010746	P6010112	P6010108	P6010749	P6010705	P6010694	P6012214	P6012031	P6012177
61	10X12X19	250480	P6011464	P6011456	P6010108	P6011467	P6011457	P6010694	P6012399	P6012154	P6012177
62	10X12X18	250455	P6011468	P6011462	P6010108	P6011471	P6011463	P6010694	P6012404	P6012157	P6012177
63	10X12X24	250610	P6011243	P6011118	P6011210	P6011246	P6011119	P6011211	P6012339	P6012106	P6012189
64	10X12X23	250580	P6011247	P6011124	P6011210	P6011250	P6011125	P6011211	P6012344	P6012109	P6012189
65	10X12X30	250770	P6016054	P6015779	P6011210	P6016058	P6015780	P6011211	P6016062	P6015781	P6012189
66	10X12X28.5	250730	P6016063	P6015782	P6011210	P6016067	P6015783	P6011211	P6016071	P6015784	P6012189
67	12X12X9	300225	P6013591	P6013358	P6012639	P6013595	P6013359	P6012640	P6013599	P6013360	P6012641
68	12X12X8.5	300215	P6013600	P6013367	P6012639	P6013604	P6013368	P6012640	P6013608	P6013369	P6012641
69	12X12X10	300255	P6010360	P6010356	P6010379	P6010865	P6010859	P6010791	P6012309	P6012088	P6012186
70	12X12X9.5	300245	P6010866	P6010359	P6010379	P6010869	P6010862	P6010791	P6012314	P6012091	P6012186
71	12X14X13	300330	P6010215	P6010125	P6010124	P6010752	P6010708	P6010695	P6012219	P6012034	P6012178
72	12X14X12.5	300315	P6010753	P6010128	P6010124	P6010756	P6010711	P6010695	P6012224	P6012037	P6012178
73	12X16X18	300450	P6011490	P6011482	P6011474	P6011493	P6011483	P6011475	P6012409	P6012160	P6012193
74	12X16X17	300430	P6011494	P6011488	P6011474	P6011497	P6011489	P6011475	P6012414	P6012163	P6012193
75	12X16X22	300550	P6010219	P6010210	P6010209	P6010759	P6010726	P6010698	P6012229	P6012022	P6012176
76	12X16X21	300525	P6010760	P6010213	P6010209	P6010763	P6010729	P6010698	P6012234	P6012025	P6012176
77	12X16X28	300705	P6011275	P6011166	P6010186	P6011278	P6011167	P6010699	P6012379	P6012130	P6012181
78	12X16X27	300680	P6011279	P6011172	P6010186	P6011282	P6011173	P6010699	P6012384	P6012133	P6012181
79	14X14X12	350300	P6011424	P6011416	P6010168	P6011427	P6011417	P6010697	P6012419	P6012142	P6012180
80	14X14X11	350285	P6011428	P6011422	P6010168	P6011431	P6011423	P6010697	P6012424	P6012145	P6012180
81	14X16X15	350385	P6010216	P6010153	P6010152	P6010766	P6010714	P6010696	P6012239	P6012040	P6012179
82	14X16X14.5	350365	P6010767	P6010156	P6010152	P6010770	P6010717	P6010696	P6012244	P6012043	P6012179

<sup>1</sup>Impeller assemblies are pre-assembled and contain the following items: impeller (machined to fit impeller and casing wear rings), impeller wear rings.

## e-XC Single Stage, Double Suction Centrifugal Pumps

### Alternate Materials – Impeller Assemblies<sup>1</sup>

No.	Pump Model	Pump Code	304 SS			316 SS			C87600 Bronze		
			Imp. Asm	Impeller	Imp. WR	Imp. Asm	Impeller	Imp. WR	Imp. Asm	Impeller	Imp. WR
83	14X16X27.5	350690	P6011510	P6011502	P6011212	P6011513	P6011503	P6011213	P6012429	P6012166	P6012190
84	14X16X26	350655	P6011514	P6011508	P6011212	P6011517	P6011509	P6011213	P6012434	P6012169	P6012190
85	14X16X30.5	350780	P6017460	P6016696	P6011216	P6017464	P6016697	P6011217	P6017468	P6016698	P6012192
86	14X16X29	350745	P6017469	P6016699	P6011216	P6017473	P6016700	P6011217	P6017477	P6016701	P6012192
87	14X18X18	350450	P6011251	P6011130	P6011212	P6011254	P6011131	P6011213	P6012349	P6012112	P6012190
88	14X18X17	350430	P6011255	P6011136	P6011212	P6011258	P6011137	P6011213	P6012354	P6012115	P6012190
89	14X18X21	350530	P6011259	P6011142	P6011214	P6011262	P6011143	P6011215	P6012359	P6012118	P6012191
90	14X18X20	350505	P6011263	P6011148	P6011214	P6011266	P6011149	P6011215	P6012364	P6012121	P6012191
91	14X20X26.5	350685	P6017496	P6016968	P6011216	P6017500	P6016969	P6011217	P6017504	P6016970	P6012192
92	14X20X25.5	350650	P6017505	P6016971	P6011216	P6017509	P6016972	P6011217	P6017513	P6016973	P6012192
93	14X20X33	350845	P6017514	P6017003	P6011216	P6017518	P6017004	P6011217	P6017522	P6017005	P6012192
94	14X20X31.5	350805	P6017523	P6017006	P6011216	P6017527	P6017007	P6011217	P6017531	P6017008	P6012192
95	16X16X13.5	400340	P6011444	P6011436	P6011210	P6011447	P6011437	P6011211	P6012439	P6012148	P6012189
96	16X16X13	400325	P6011448	P6011442	P6011210	P6011451	P6011443	P6011211	P6012444	P6012151	P6012189
97	16X20X20.5	400525	P6011283	P6011178	P6011214	P6011286	P6011179	P6011215	P6012389	P6012136	P6012191
98	16X20X19.5	400500	P6011287	P6011184	P6011214	P6011290	P6011185	P6011215	P6012394	P6012139	P6012191
99	16X20X21	400535	P6016400	P6016319	P6014535	P6016404	P6016320	P6014536	P6016408	P6016321	P6014537
100	16X20X20	400510	P6016409	P6016322	P6014535	P6016413	P6016323	P6014536	P6016417	P6016324	P6014537
101	16X20X23	400580	P6011530	P6011522	P6011476	P6011533	P6011523	P6011477	P6012449	P6012172	P6012194
102	16X20X22	400550	P6011534	P6011528	P6011476	P6011537	P6011529	P6011477	P6012454	P6012175	P6012194
103	16X24X31.5	400800	P6017532	P6017242	P6017239	P6017536	P6017243	P6017240	P6017540	P6017244	P6017241
104	16X24X29.5	400760	P6017541	P6017245	P6017239	P6017545	P6017246	P6017240	P6017549	P6017247	P6017241
105	16X24X38	400970	P6017550	P6016931	P6016371	P6017554	P6016932	P6016372	P6017558	P6016933	P6016373
106	16X24X34	400925	P6017559	P6016934	P6016371	P6017563	P6016935	P6016372	P6017567	P6016936	P6016373
107	18X20X15.5	450390	P6010218	P6010187	P6010186	P6010773	P6010732	P6010699	P6012249	P6012052	P6012181
108	18X20X14.5	450370	P6010774	P6010190	P6010186	P6010777	P6010735	P6010699	P6012254	P6012055	P6012181
109	20X24X18	500450	P6011267	P6011154	P6011216	P6011270	P6011155	P6011217	P6012369	P6012124	P6012192
110	20X24X17	500430	P6011271	P6011160	P6011216	P6011274	P6011161	P6011217	P6012374	P6012127	P6012192
111	20X24X20.5	500525	P6016438	P6014619	P6014535	P6016442	P6014620	P6014536	P6016446	P6014621	P6014537
112	20X24X19.5	500500	P6016447	P6014622	P6014535	P6016451	P6014623	P6014536	P6016455	P6014624	P6014537
113	20X24X24.5	500625	P6017568	P6017130	P6017127	P6017572	P6017131	P6017128	P6017576	P6017132	P6017129
114	20X24X23.5	500605	P6017577	P6017133	P6017127	P6017581	P6017134	P6017128	P6017585	P6017135	P6017129
115	20X28X28	500715	P6017586	P6017267	P6017160	P6017590	P6017268	P6017161	P6017594	P6017269	P6017162
116	20X28X27	500690	P6017595	P6017270	P6017160	P6017599	P6017271	P6017161	P6017603	P6017272	P6017162
117	20X28X36	500920	P6017478	P6016759	P6016756	P6017482	P6016760	P6016757	P6017486	P6016761	P6016758
118	20X28X34	500875	P6017487	P6016762	P6016756	P6017491	P6016763	P6016757	P6017495	P6016764	P6016758
119	24X28X22.5	600575	P6017604	P6017164	P6017160	P6017608	P6017165	P6017161	P6017612	P6017166	P6017162
120	24X28X21	600540	P6017613	P6017167	P6017160	P6017617	P6017168	P6017161	P6017621	P6017169	P6017162
121	24X28X24	600610	P6016418	P6016374	P6016371	P6016422	P6016375	P6016372	P6016426	P6016376	P6016373
122	24X28X23	600580	P6016427	P6016377	P6016371	P6016431	P6016378	P6016372	P6016435	P6016379	P6016373
123	24X32X31.5	600810	P6017622	P6017402	P6016371	P6017626	P6017403	P6016372	P6017630	P6017404	P6016373

<sup>1</sup>Impeller assemblies are pre-assembled and contain the following items: impeller (machined to fit impeller and casing wear rings), impeller wear rings.



## e-XC Single Stage, Double Suction Centrifugal Pumps

### Alternate Materials – Impeller Assemblies<sup>1</sup>

No.	Pump Model	Pump Code	304 SS			316 SS			C87600 Bronze		
			Imp. Asm	Impeller	Imp. WR	Imp. Asm	Impeller	Imp. WR	Imp. Asm	Impeller	Imp. WR
124	24X32X30	600770	P6017631	P6017405	P6016371	P6017635	P6017406	P6016372	P6017639	P6017407	P6016373
125	24X32X39	6001000	P6017658	P6016872	P6016868	P6017662	P6016873	P6016869	P6017666	P6016874	P6016870
126	24X32X37	600950	P6017667	P6016875	P6016868	P6017671	P6016876	P6016869	P6017675	P6016877	P6016870
127	24X32X43.5	6001115	P6017676	P6017298	P6017295	P6017680	P6017299	P6017296	P6017684	P6017300	P6017297
128	24X32X41.5	6001060	P6017685	P6017301	P6017295	P6017689	P6017302	P6017296	P6017693	P6017303	P6017297
129	28X28X21	700535	P6017694	P6017190	P6016371	P6017698	P6017191	P6016372	P6017702	P6017192	P6016373
130	28X28X19.5	700505	P6017703	P6017193	P6016371	P6017707	P6017194	P6016372	P6017711	P6017195	P6016373
131	28X32X23.5	700615	P6017730	P6017341	P6017358	P6017734	P6017342	P6017359	P6017738	P6017343	P6017360
132	28X32X23	700585	P6017739	P6017344	P6017358	P6017743	P6017345	P6017359	P6017747	P6017346	P6017360
133	28X32X26	700670	P6017712	P6017323	P6017319	P6017716	P6017324	P6017320	P6017720	P6017325	P6017321
134	28X32X25	700635	P6017721	P6017326	P6017319	P6017725	P6017327	P6017320	P6017729	P6017328	P6017321
135	28X32X30.5	700775	P6017748	P6017371	P6016868	P6017752	P6017372	P6016869	P6017756	P6017373	P6016870
136	28X32X28.5	700735	P6017757	P6017374	P6016868	P6017761	P6017375	P6016869	P6017765	P6017376	P6016870
137	28X32X34	700870	P6017640	P6017432	P6017428	P6017644	P6017433	P6017429	P6017648	P6017434	P6017430
138	28X32X32.5	700830	P6017649	P6017435	P6017428	P6017653	P6017436	P6017429	P6017657	P6017437	P6017430
139	28X36X39	700995	P6017766	P6016937	P6017071	P6017770	P6016938	P6017072	P6017774	P6016939	P6017073
140	28X36X37	700945	P6017775	P6016940	P6017071	P6017779	P6016941	P6017072	P6017783	P6016942	P6017073
141	32X32X23	800590	P6017784	P6017220	P6017216	P6017788	P6017221	P6017217	P6017792	P6017222	P6017218
142	32X32X22	800560	P6017793	P6017223	P6017216	P6017797	P6017224	P6017217	P6017801	P6017225	P6017218

<sup>1</sup>Impeller assemblies are pre-assembled and contain the following items: impeller (machined to fit impeller and casing wear rings), impeller wear rings.

## e-XC Single Stage, Double Suction Centrifugal Pumps

### Couplings

Shaft Group	Shaft Coupling Diameter
35	1.375"
45	1.750"
55	2.125"
65	2.500"
75	2.937"
85	3.313"
95	3.687"
105	4.125"
120	CF
140	CF
160	CF
170	CF

CF=Consult Factory

Consult factory for coupling selections greater than 4.5".

TB Wood's® Dura-Flex® Couplings											
Cplg. Size	WE3	WE4	WE5	WE10	WE20	WE30	WE40	WE50	WE60	WE70	WE80
Spacer Element	P5002170	P5002171	P5002172	P5002173	P5002174	P5002175	P5002176	P5002177	P5002178	P5002179	P5002180
Non Spacer Element	P5001792	P5001793	P5001794	P5001795	P5001796	P5001797	P5001798	P5001799	P5001800	P5001801	P5001802
Dia.											
0.875"	P6017898										
1.125"	P5001803		P6017900								
1.375"	P5001804	P5001805	P5001807	P5001810	P5001814	P5001819	P5001826				
1.625"		P5001806	P5001808								
1.750"			P6019598	P6019599	P6019600	P6019601	P6019602	P6019605	P6019608		
1.875"			P5001809	P5001812	P5001816	P5001821					
2.125"				P5001813	P5001817	P5001822	P5001828	P5001835	P5001842	P5001850	
2.375"					P5001818	P5001823	P5001829	P5001836	P5001843		
2.500"						P5001824	P5001830	P5001837	P5001844	P5001851	P5001857
2.875"						P5001825	P5001831		P5001845	P5001852	P5001858
2.937"							P6019603	P6019606	P6019609	P6019612	P6019615
3.313"							P6019604	P6019607	P6019610	P6019613	P6019616
3.375"							P5001833	P5001840	P5001847	P5001854	P5001860
3.687"									P6019611	P6019614	P6019617
4.125"										P5001856	P5001862
4.500"											P6019618

## e-XC Single Stage, Double Suction Centrifugal Pumps

### Couplings

T10 Falk® Steelflex® Grid Couplings (Non-Spacer)									
Cplg. Size	1040T	1050T	1060T	1070T	1080T	1090T	1100T	1110T	1120T
<b>Cover &amp; Grid Asm.</b>	52-113-985-150	52-113-985-200	52-113-985-250	52-113-985-300	52-113-985-350	52-113-985-400	52-113-985-450	52-113-985-500	52-113-985-550
<b>0.875"</b>	52-219-926-157								
<b>1.125"</b>	52-219-926-159	52-219-926-209							
<b>1.375"</b>	52-219-926-161	52-219-926-211	52-219-926-261	52-219-926-311	52-219-926-361	P6019624			
<b>1.625"</b>	52-219-926-163	52-219-926-213							
<b>1.750"</b>		P6019619	P6019620	52-219-926-314	P6019621	P6019625			
<b>1.875"</b>		52-219-926-215		52-219-926-315	P6017988				
<b>2.125"</b>			52-219-926-267	52-219-926-317	52-219-926-367	P6019626			
<b>2.375"</b>				52-219-926-319	52-219-926-369	52-219-926-419	P6017992		
<b>2.500"</b>					P6019622	P6019627			
<b>2.875"</b>					P6011754	52-219-926-423	52-219-926-473	P6017974	P6018140
<b>2.937"</b>					P6019623	P6019628	P6019630		
<b>3.313"</b>						P6019629	P6019631		
<b>3.375"</b>					P6017991	52-219-926-427	P6016628	P6017975	P6018141
<b>3.687"</b>							P6019632		
<b>4.125"</b>								P6019633	
<b>4.500"</b>									P6019634

## e-XC Single Stage, Double Suction Centrifugal Pumps

### Couplings

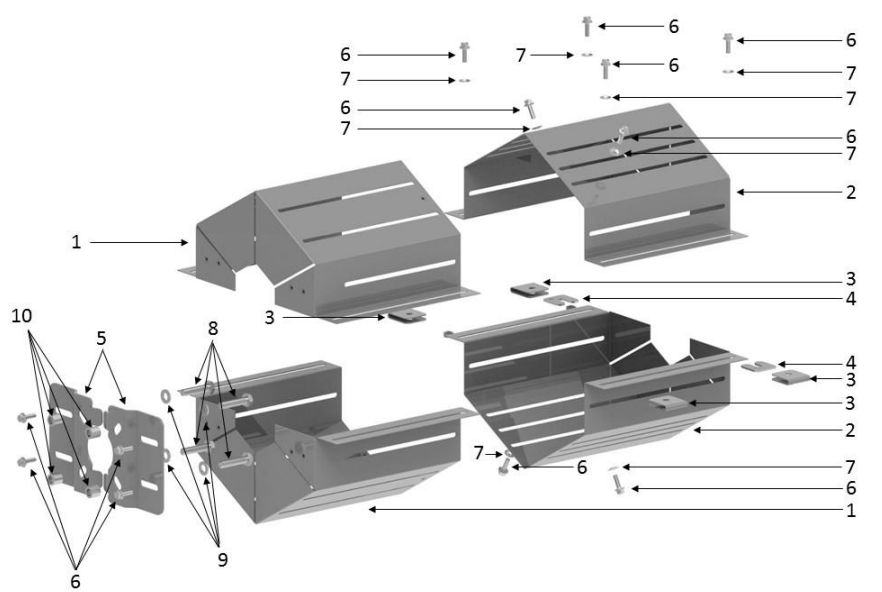
T31 Falk® Steelflex® Grid Couplings (Spacer)								
Cplg. Size	1030T	1040T	1050T	1060T	1070T	1080T	1090T	1100T
Cover & Grid Asm.	52-113-985-100	52-113-985-150	52-113-985-200	52-113-985-250	52-113-985-300	52-113-985-350	52-113-985-400	52-113-985-450
Spacer BE Dim. 3.500"	52-232-638-503	52-232-638-504						
Spacer BE Dim. 4.000"	P6019014	P6011773						
Spacer BE Dim. 4.375"	52-232-638-506	52-232-638-507	52-232-638-508					
Spacer BE Dim. 5.000"	52-232-638-510	52-232-638-511	52-232-638-512	52-232-638-513	52-232-638-514			
Spacer BE Dim. 6.000"				P6019498	P6019499	P6011796		
Spacer BE Dim. 6.500"		P6018903	P6011779	P6011785	P6018904	P6018905	P6019015	P6020420
Spacer BE Dim. 7.000"					P6019470	P6019469		
Spacer BE Dim. 7.750"					P6019500	P6019501		
Spacer BE Dim. 8.000"								
Spacer BE Dim. 9.500"						P6018906	P6011805	P6018907
0.875"	52-232-645-004							
1.125"	52-232-645-005							
1.375"	52-232-645-006	52-232-645-010						
1.625"	52-232-645-007	52-232-645-011						
1.875"		52-232-645-012	52-232-645-018	52-232-645-025				
2.125"		52-232-645-013	52-232-645-019	52-232-645-026				
2.375"			52-232-645-020	52-232-645-027	52-232-645-035	P6011799	P6018010	
2.875"				52-232-645-028	52-232-645-036	52-232-645-043	52-232-645-051	P6016623
3.375"						52-232-645-044	P6011809	P6014487

# e-XC Single Stage, Double Suction Centrifugal Pumps

## Coupling Guards

Kit Number	Kit Name	Min. Shaft Group	Max Shaft Group	Max Coupling OD	Min. Length	Max Length
P6011568	Kit 2-0	35	45	8.41"	11.00"	19.00"
P6011589	Kit 3-0	35	45	12.53"	12.27"	22.88"
P6019502	Kit 3-1	55		12.53"	12.27"	22.88"
P6019505	Kit 3-2	65	95	12.53"	12.27"	22.88"
P6011923	Kit 4-0	55		16.00"	14.00"	25.64"
P6019511	Kit 4-1	65	95	16.00"	14.00"	25.64"
P6019514	Kit 4-2	105		16.00"	14.00"	25.64"
P6011578	Kit 6-0	35	45	8.41"	6.77"	11.25"
P6016518	Kit 6-1	35	45	8.41"	5.00"	7.45"
P6011912	Kit 7-0	35	45	12.53"	7.25"	13.25"
P6019517	Kit 7-1	55	105	12.53"	7.25"	13.25"
P6011935	Kit 8-0	55	105	16.00"	9.75"	16.64"

Consult factory for coupling guards that accommodate shaft groups 120-170.



Kit Components	
1	Inner Shell
2	Outer Shell
3	Flange Clip
4	Square Spacer
5	Mounting Bracket
6	Hex Bolt
7	Self-Retain Washer
8	Bearing Gland Bolt
9	Washer
10	Threadless Spacer

## e-XC Single Stage, Double Suction Centrifugal Pumps

### Accessories

Oil Lubrication			
No.	Description	Part Number	Material
1	4 oz. Oiler Kit	P6016484	-
2	4 oz. Trico Oiler (1/4" NPT)	P6016486	Stainless Steel / Glass
3	Sight Glass (1/2" NPT)	P6016489	Acrylic
4	Oiler Pipe Nipple (1/4" NPT x 2")	P6016491	Steel

Oiler kit contains (2) sets of items 2-4.

Condition Monitoring			
No.	Description	Part Number	Details
1	Temperature Sensor (RTD)	P6011896	Digital display -58°F to 302°F 1/4" x 1.5" Male NPT Connection
2	Vibration Sensor	P6015979	4 to 20 mA Output 0 to 1 in/sec pk 3-1000 Hz 1/4-28 UNF Connection
3	Pressure Sensor	S13203	Range 0-100 psi 10' Wiring 1/4" NPT Connection
4	Pressure Sensor	S13204	Range 0-300 psi 10' Wiring 1/4" NPT Connection

# Xylem |'zīləm|

- 1) The tissue in plants that brings water upward from the roots;
- 2) a leading global water technology company.

We're a global team unified in a common purpose: creating advanced technology solutions to the world's water challenges. Developing new technologies that will improve the way water is used, conserved, and re-used in the future is central to our work. Our products and services move, treat, analyze, monitor and return water to the environment, in public utility, industrial, residential and commercial building services settings. Xylem also provides a leading portfolio of smart metering, network technologies and advanced analytics solutions for water, electric and gas utilities. In more than 150 countries, we have strong, long-standing relationships with customers who know us for our powerful combination of leading product brands and applications expertise with a strong focus on developing comprehensive, sustainable solutions.

**For more information on how Xylem can help you, go to [www.xylem.com](http://www.xylem.com)**



Xylem Inc.  
Phone: (866) 673-0428  
Fax: (888) 322-5877  
[www.xylem.com](http://www.xylem.com)

All other trademarks or registered trademarks are property of their respective owners.  
© 2020 Xylem Inc. eXC-PL March 2020