



# Vertical Pumps

Reliable and efficient solutions for complex applications

**xylem**  
Let's Solve Water

# Engineered to meet your demands

Xylem's Flygt vertical column pumps and Goulds Water Technology vertical turbine pumps have the versatility to solve the unique challenges of your application with:

- Customizable configurations for site-specific needs
- Application-specific product options and material choices
- Industry-leading efficiencies
- Minimal floor space requirements
- Options for low-NPSHa conditions and suction lift concerns

Our pump portfolio has delivered the coverage and dependability required in the municipal, power, industrial and agricultural markets for over 100 years. Xylem's experienced engineering and field support teams are here to help you choose the right solution, and support you throughout the life of the product. Just ask!

## A-C SERIES VERTICAL COLUMN PUMPS



These large, customizable pumps offer efficiencies up to 92 percent, and are available in single- and multiple-stage configurations with multiple impeller options to cover various operating conditions.

	50 HZ	60 HZ
PUMP SIZE	1,300 to 3,500+ mm	50 to 144+ in.
CAPACITY	11,500 to 90,000 m <sup>3</sup> /h	50,000 to 400,000+ GPM
HEAD	up to 45 m per stage	up to 150 ft. per stage



## SUBMERSIBLE COLUMN PUMPS



Submersible column pumps are low-cost, compact pumping stations that do not require any superstructure and can transport large volumes of water at low heads. The slim profile of these pumps provides a considerably smaller footprint than a non-submersible pump.

	50 HZ	60 HZ
PUMP SIZE	400 to 1,200+ mm	16 to 56 in.
CAPACITY	970 to 25,200 m <sup>3</sup> /h	4,000 to 110,000 GPM
HEAD	up to 16 m	up to 56 ft.
POWER	6 to 575 kW	27 to 775 HP



## VIT / DWT - LINESHAFT VERTICAL TURBINE PUMPS



Multistage lineshaft vertical turbine pumps are ideal for wet pit, open sump, or deep well pumping. Lineshaft vertical turbines are configured such that the hydraulic components are submerged into the pumped fluid while the motor is located above ground, making it easy to access electrical components.

This style of pump offers more material and configuration flexibility than submersible pump and motor combinations for applications with higher temperatures or varying fluid properties. Lineshaft column assemblies can be open or enclosed, depending on the application.

	50 HZ	60 HZ
PUMP SIZE	125 to 1,200 mm	5 to 48 in.
CAPACITY	11 to 11,500 m <sup>3</sup> /h	50 to 50,000 GPM
HEAD	up to 120 m per stage	up to 400 ft. per stage

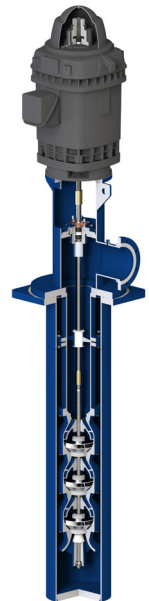


## VIC - CANNED VERTICAL TURBINE PUMPS



Multistage canned vertical turbine pumps offer the same versatility and performance as our lineshaft pumps and are ideal for closed-loop boosting. These are short-set lineshaft pumps with suction piping connected to a can (or sleeve) inlet, which allows the can to create the pump reservoir. A canned turbine pump is a perfect solution for site locations where suction piping exists, rather than an existing sump or reservoir.

	50 HZ	60 HZ
PUMP SIZE	125 to 1,200 mm	5 to 48 in.
CAPACITY	11 to 11,500 m <sup>3</sup> /h	50 to 50,000 GPM
HEAD	up to 120 m per stage	up to 400 ft. per stage



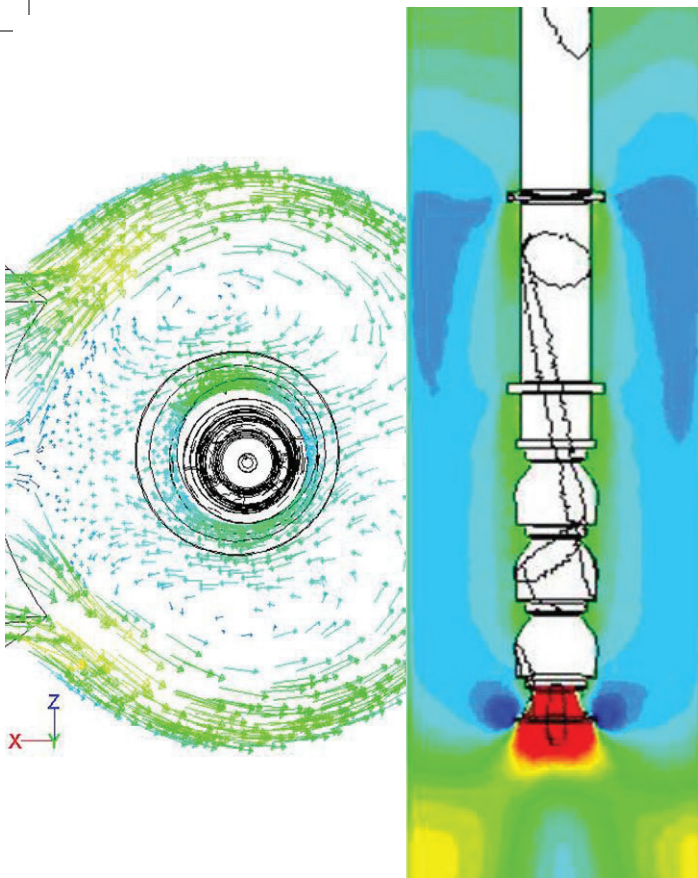
## VIS - SUBMERSIBLE VERTICAL TURBINE PUMPS



Multistage submersible vertical turbine (borehole) pumps are ideal for deep-set well pumping. When compared with lineshaft turbine pumps, a submersible vertical turbine is often easier to install in sites requiring deep-set pumps. They are also advantageous when a sight has slightly crooked wells or where noise is a consideration, as submersible pumps will run quieter at the surface since their motors are submerged.

	50 HZ	60 HZ
PUMP SIZE	125 to 500 mm	5 to 20 in.
CAPACITY	11 to 1,800 m <sup>3</sup> /h	50 to 8,000 GPM
HEAD	up to 120 m per stage	up to 400 ft. per stage





## Our experience delivers you the right results

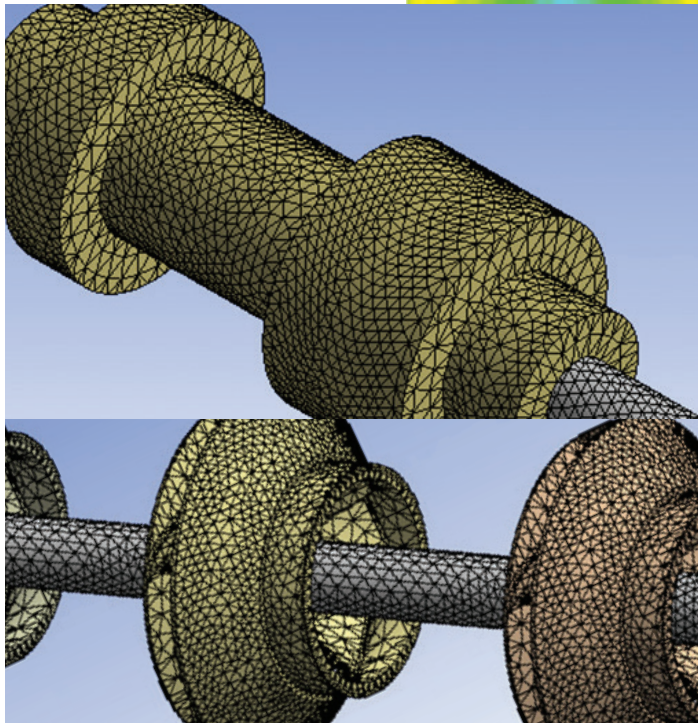
With decades of experience in industries such as power, oil and gas, mining, manufacturing and municipal water, our engineers understand your challenges. In addition to selecting the right equipment for your application, we offer advanced services that support an optimized system design:

- Computational fluid dynamics (CFD)
- Finite element analysis (FEA)
- Non-destructive examinations
- Largest indoor test facility in North America

## We are here for you today and whenever you might need us

Our work doesn't end with your purchase - we are here to support you throughout the entire lifecycle of your pumps.

- Factory-trained and authorized field service
- Rebowls of existing products to upgrade efficiency
- Custom retrofits to existing site conditions



**xylem**  
Let's Solve Water

Xylem, Inc.  
14125 South Bridge Circle  
Charlotte, NC 28273  
Tel 704.409.9700  
Fax 704.295.9080  
855-XYL-H201 (855-995-4261)