

# QUAD PUMP



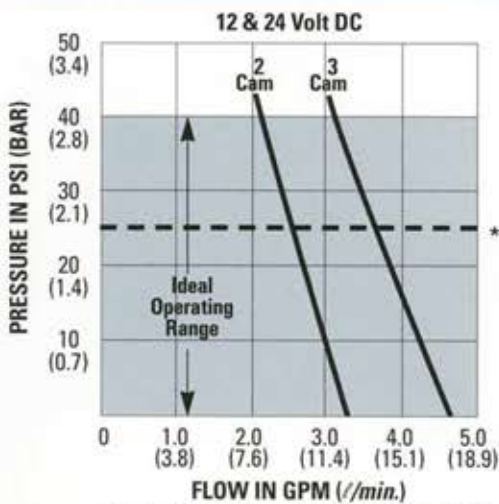
- 
- Flojet 4000 Delivers Flows up to 5.0 GPM (19.0 *ℓ/min.*)
  - Built-in Pressure Switch Automatically Starts and Stops Pump Instantaneously
  - Can Run Dry Without Damage
  - Excellent Self-priming Capability
  - Powerful Magnet Motor with Low Current Draw
  - Plug-in Ports for Easy Installation
- 

**FLOJET**

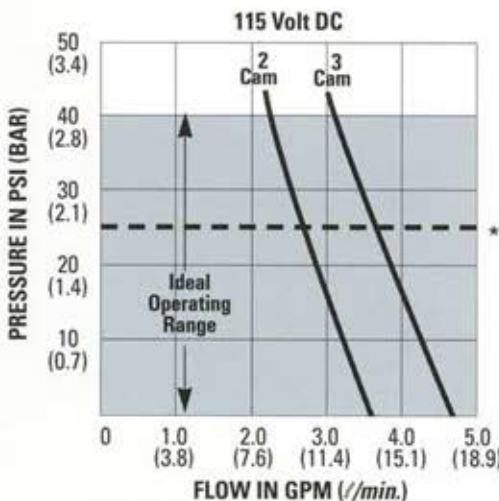
## SPECIAL FEATURES

FLOJET 4000 delivers up to 40 PSI 2.8 (bar) working pressure. Built-in pressure switch automatically starts and stops pump instantaneously when discharge valve is opened and closed. Compact design and plug-in port fittings make installation easy. Can run dry without damage and handle liquids up to 130°F (54°C). Quad Diaphragm Design eliminates troublesome shaft seal. No metal contact with liquid being pumped. Ball bearing drive throughout pump and motor assures longer pump life. Excellent self-priming capability. Pump may be located above the liquid level. Powerful, permanent magnet motor with low current draw and long life brushes.

## PUMP PERFORMANCE



\* Continuous Duty Max Pressure For No Switch 3 Cam Models.



\* Continuous Duty Max Pressure For No Switch 3 Cam Models.

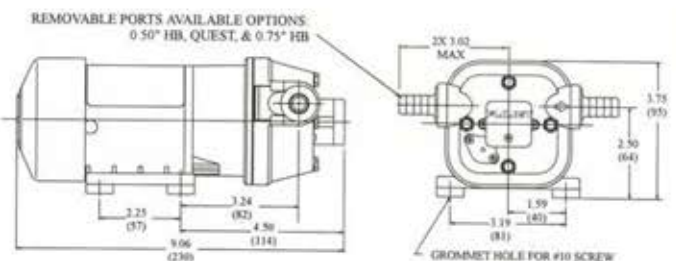
## SPECIFICATIONS

Flow Rate	3.5 to 5.0 GPM (13.2 and 18.9 <i>l/min.</i> ) Nominal
Pump Design	Diaphragm
Shaft Seal	None
Motor	Permanent Magnet Motor
Standard	TEFC (fan-cooled)
Voltage	12 & 24 Volt DC, 115 & 230 Volt AC
Cycle	50/60 hertz for AC Models
Current	
12 Volt	14.0 amp max.
24 Volt	0.7 amp max.
115 Volt	1.5 amp max.
230 Volt	0.75 amp max.
Pressure Switch Setting	45 PSI (3.2 bar) cut out 30 PSI (2.1 bar) cut in
Maximum Operating Pressure	40 PSI (2.8 bar) (Demand Pumps only)
Maximum Fluid Temperature	130°F (54°C)
Self-Priming	Up to 8 ft. (2.4 m) Vertical Height
Ports	Plug-In Ports 1/2" or 3/4" Hose Barb Standard (Consult Factory for other type of Port Fittings)
Wetted Parts	
Housing	Modified Polypropylene - Standard
Elastomers	Santoprene® and Buna - Standard
Net Weight	4 lbs. (2 kg)

® A Registered trademark of E.I. duPont de Nemours & Co. Inc.

STANDARD MODELS		CAM NO.
<b>115 VOLT 3.5 GPM 1/2" HOSE BARB</b>		
4300-042	Santo/EPDM, Switch at 45 PSI	2
4100-500	Santo/EPDM, No Pressure Switch	2
<b>115 VOLT 5.0 GPM 3/4" HOSE BARB</b>		
4300-043	Santo/EPDM, Switch at 45 PSI	3
4100-512	Santo/Viton, No Pressure Switch	3
<b>12 VOLT 3.5 GPM 1/2" HOSE BARB</b>		
4300-142	Santo/EPDM, Switch at 45 PSI	2
4100-505	Santo/EPDM, No Pressure Switch	2
<b>12 VOLT 5.0 GPM 3/4" HOSE BARB</b>		
4300-143	Santo/EPDM, Switch at 45 PSI	3
4100-143	Santo/EPDM, No Pressure Switch	3

**Note: All Motors Are Fan Cooled With A Thermo Switch Used On All Non-Pressure Switch Models.**



Flojet

For further information, contact your FLOJET representative, or write to:

### FLOJET

20 Icon • Foothill Ranch, CA 92610  
Tel: 949-859-4945  
1-800-2 FLOJET  
Fax: 1-949-859-1153

ISO 9001 Certified

### FLOJET (EUROPE) LTD.

Unit 1, Avant Business Centre  
Denbigh West Industrial Estate  
Milton Keynes, Bucks, England MK1 1DL  
Tel: 44-1908-370088 • Fax: 44-1908-373731