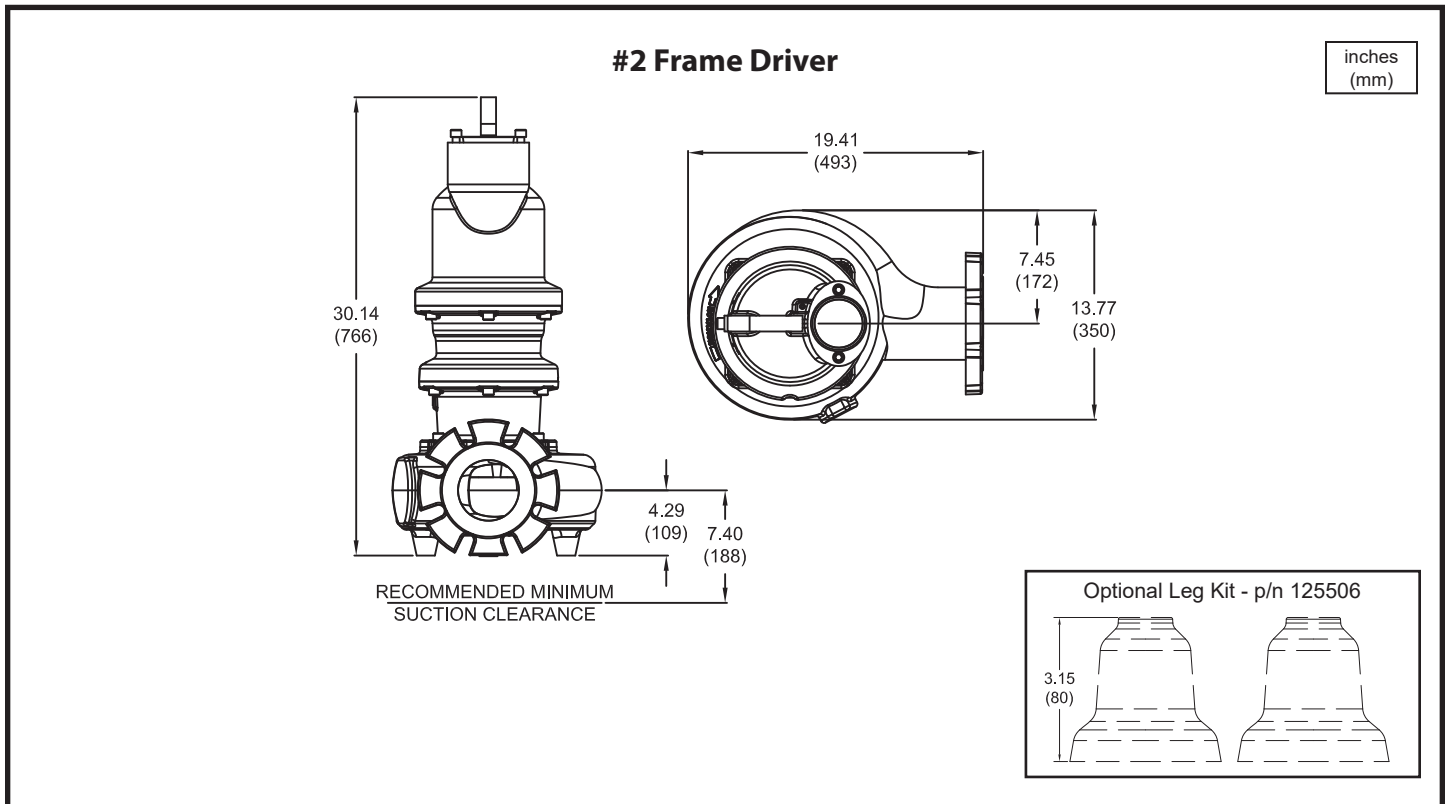


Demersible Non-Clog Pumps



Model No.	Imp. Dia. inches (mm)	HP	Volt	PH	Hz	RPM	NEMA Start Code	Full Load Amps	S.F.	S.F. Amps	Locked Rotor Amps	Cord P/N ▲	Cord Size
7365*-444-27-10N	**	5	208	1	60	1750	D	27.2	1.2	35.6	99.9	125498	8/4 - 18/4
			230				F	25.4	1.2	30.2	112.4	125496	12/4-18/4
7365*-444-1R-30N	**	5	208	3	60	1750	J	15.8	1.2	18.7	82.4	125496	12/4-18/4
			230					15.0	1.2	17.2	92.4	125496	12/4-18/4
			460					7.5	1.2	8.6	46.2	125497	12/4-18/4
7365*-444-72-30N	**	5	575	3	60	1750	J	6.0	1.2	6.9	37.0	125497	12/4-18/4
7365*-444-1S-30N	7.09 (180)	7.5	208	3	60	1750	H	23.8	1.2	28.5	105.9	125496	12/4 - 18/4
			230					23.7	1.2	27.2	123.6	125496	12/4 - 18/4
			460					11.9	1.2	13.6	61.8	125497	12/4 - 18/4
7365*-444-87-30N	7.09 (180)	7.5	575	3	60	1750	H	9.5	1.2	10.9	49.4	125497	12/4 - 18/4
7365*-444-1T-30N	7.87 (200)	10	208	3	60	1750	E	32.2	1.2	41.4	105.9	125498	8/4 - 18/4
			230					29.8	1.2	35.6	123.6	125498	8/4 - 18/4
			460					14.9	1.2	17.8	61.8	125497	12/4 - 18/4
7365*-444-88-30N	7.87 (200)	10	575	3	60	1750	E	11.9	1.2	14.2	49.4	125497	12/4 - 18/4

* FOR NON-EXPLOSION PROOF (STANDARD) MODELS, USE FIGURE NUMBER 7365N.

▲ CORD SOLD SEPARATELY. CORD SUFFIX: XC - 30 FEET, XF - 50 FEET, XJ - 75 FEET, OR XL - 100 FEET.

IMPORTANT !

- 1.) MOISTURE AND TEMPERATURE SENSORS **MUST** BE CONNECTED TO VALIDATE THE CSA LISTING.
 - 2.) A SPECIAL MOISTURE SENSOR RELAY IS REQUIRED IN THE CONTROL PANEL FOR PROPER OPERATION OF THE MOISTURE SENSORS. CONTACT CP&S FOR INFORMATION CONCERNING MOISTURE SENSING RELAYS FOR CUSTOMER SUPPLIED CONTROL PANELS.
 - 3.) THESE PUMPS ARE CSA LISTED FOR PUMPING WATER AND WASTEWATER. **DO NOT USE TO PUMP FLAMMABLE LIQUIDS.** NOT SUITABLE FOR ENVIRONMENTS CONTAINING GASOLINE OR HEXANE.
 - 4.) INSTALLATIONS SUCH AS DECORATIVE FOUNTAINS OR WATER FEATURES PROVIDED FOR VISUAL ENJOYMENT MUST BE INSTALLED IN ACCORDANCE WITH THE NATIONAL ELECTRIC CODE ANSI/NFPA 70 AND/OR THE AUTHORITY HAVING JURISDICTION. THIS PUMP IS NOT INTENDED FOR USE IN SWIMMING POOLS, RECREATIONAL WATER PARKS, OR INSTALLATIONS IN WHICH HUMAN CONTACT WITH PUMPED MEDIA IS A COMMON OCCURRENCE.
 - 5.) A **NON-SPARKING** BREAKAWAY FITTING MUST BE USED TO VALIDATE THE EXPLOSION PROOF LISTING.
 - 6.) WINDING RESISTANCE ± 7.5%. WINDING RESISTANCE MEASURED IN OHMS @ 25°C (BETWEEN LINES) AT MOTOR LEADS.
 - 7.) PUMP RATED FOR OPERATION AT ± 10% VOLTAGE AT MOTOR.
 - 8.) ALL EXPLOSION PROOF PUMPS AND MOTORS ARE CSA EXPLOSION-PROOF TO CLASS I DIVISION 1 GROUPS C&D T4 RATING
- ** CUSTOMER TO SPECIFY IMPELLER DIAMETER WHEN ORDERING.

Size 4VHA (Vortex)

3" Spherical Solids Handling

7365*-445

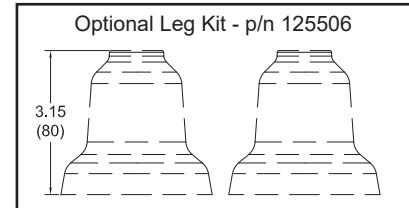
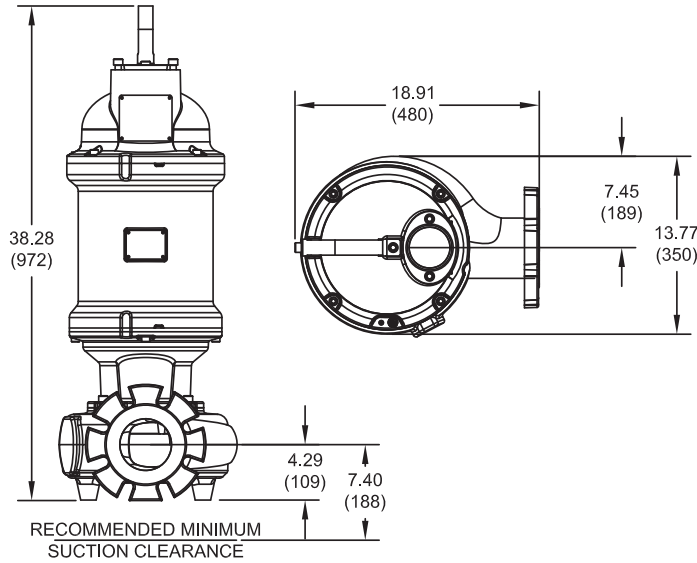
DEMING®

www.cranepumps.com

Demersible Non-Clog Pumps

#3 Frame Driver

inches
(mm)



Model No.	Imp. Dia. inches (mm)	HP	Volt	PH	Hz	RPM	NEMA Start Code	Full Load Amps	S.F.	S.F. Amps	Locked Rotor Amps	Cord P/N ▲	Cord Size
7365*-445-62-30N	**	25	460	3	60	3450	G	30.8	1.2	36.7	189.0	125499	8/4 - 18/4
7365*-445-77-30N	**	25	575	3	60	3450	G	24.6	1.2	29.4	151.2	125497	12/4 - 18/4
7365*-445-63-30N	5.71 (145)	30	460	3	60	3450	F	36.7	1.2	44.3	189.0	125499	8/4 - 18/4
7365*-445-78-30N	5.71 (145)	30	575	3	60	3450	F	29.4	1.2	35.4	151.2	125499	8/4 - 18/4

* FOR NON-EXPLOSION PROOF (STANDARD) MODELS, USE FIGURE NUMBER 7365N.

▲ CORD SOLD SEPARATELY. CORD SUFFIX: XF - 50 FEET, XJ - 75 FEET, OR XL - 100 FEET.

IMPORTANT !

- 1.) MOISTURE AND TEMPERATURE SENSORS **MUST** BE CONNECTED TO VALIDATE THE CSA LISTING.
 - 2.) A SPECIAL MOISTURE SENSOR RELAY IS REQUIRED IN THE CONTROL PANEL FOR PROPER OPERATION OF THE MOISTURE SENSORS. CONTACT CP&S FOR INFORMATION CONCERNING MOISTURE SENSING RELAYS FOR CUSTOMER SUPPLIED CONTROL PANELS.
 - 3.) THESE PUMPS ARE CSA LISTED FOR PUMPING WATER AND WASTEWATER. **DO NOT USE TO PUMP FLAMMABLE LIQUIDS.** NOT SUITABLE FOR ENVIRONMENTS CONTAINING GASOLINE OR HEXANE.
 - 4.) INSTALLATIONS SUCH AS DECORATIVE FOUNTAINS OR WATER FEATURES PROVIDED FOR VISUAL ENJOYMENT MUST BE INSTALLED IN ACCORDANCE WITH THE NATIONAL ELECTRIC CODE ANSI/NFPA 70 AND/OR THE AUTHORITY HAVING JURISDICTION. THIS PUMP IS NOT INTENDED FOR USE IN SWIMMING POOLS, RECREATIONAL WATER PARKS, OR INSTALLATIONS IN WHICH HUMAN CONTACT WITH PUMPED MEDIA IS A COMMON OCCURRENCE.
 - 5.) A **NON-SPARKING** BREAKAWAY FITTING MUST BE USED TO VALIDATE THE EXPLOSION PROOF LISTING.
 - 6.) WINDING RESISTANCE \pm 7.5%. WINDING RESISTANCE MEASURED IN OHMS @ 25°C (BETWEEN LINES) AT MOTOR LEADS.
 - 7.) PUMP RATED FOR OPERATION AT \pm 10% VOLTAGE AT MOTOR.
 - 8.) ALL EXPLOSION PROOF PUMPS AND MOTORS ARE CSA EXPLOSION-PROOF TO CLASS I DIVISION 1 GROUPS C&D T4 RATING
- ** CUSTOMER TO SPECIFY IMPELLER DIAMETER WHEN ORDERING.

SECTION 42A
PAGE 56
DATE 2/18

CRANE®

PUMPS & SYSTEMS

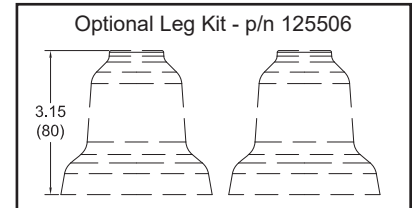
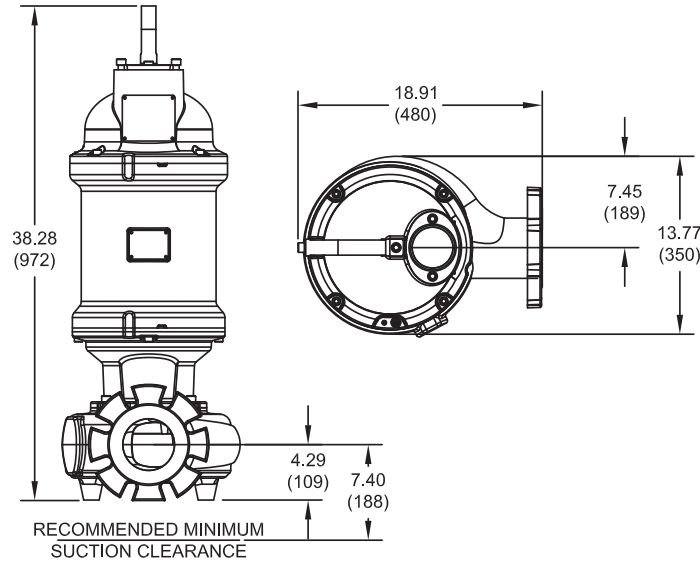
A Crane Co. Company

USA: (937) 778-8947 • Canada: (905) 457-6223 • International: (937) 615-3598

Demersible Non-Clog Pumps

#3 Frame Driver

inches
(mm)



Model No.	Imp. Dia. inches (mm)	HP	Volt	PH	Hz	RPM	NEMA Start Code	Full Load Amps	S.F.	S.F. Amps	Locked Rotor Amps	Cord P/N ▲	Cord Size
7365*-444-1K-30N	9.45 (240)	15	208	3	60	1750	E	51.8	1.2	59.0	206.6	125498	8/4 - 18/4
			230					46.9	1.2	54.3		125498	8/4 - 18/4
			460					23.4	1.2	27.2		125497	12/4 - 18/4
7365*-444-75-30N	9.45 (240)	15	575	3	60	1750	E	18.7	1.2	21.7	82.6	125497	12/4 - 18/4

* FOR NON-EXPLOSION PROOF (STANDARD) MODELS, USE FIGURE NUMBER 7365N.

▲ CORD SOLD SEPARATELY. CORD SUFFIX: XF - 50 FEET, XJ - 75 FEET, OR XL - 100 FEET.

IMPORTANT !

- 1.) MOISTURE AND TEMPERATURE SENSORS **MUST** BE CONNECTED TO VALIDATE THE CSA LISTING.
 - 2.) A SPECIAL MOISTURE SENSOR RELAY IS REQUIRED IN THE CONTROL PANEL FOR PROPER OPERATION OF THE MOISTURE SENSORS. CONTACT CP&S FOR INFORMATION CONCERNING MOISTURE SENSING RELAYS FOR CUSTOMER SUPPLIED CONTROL PANELS.
 - 3.) THESE PUMPS ARE CSA LISTED FOR PUMPING WATER AND WASTEWATER. **DO NOT USE TO PUMP FLAMMABLE LIQUIDS.** NOT SUITABLE FOR ENVIRONMENTS CONTAINING GASOLINE OR HEXANE.
 - 4.) INSTALLATIONS SUCH AS DECORATIVE FOUNTAINS OR WATER FEATURES PROVIDED FOR VISUAL ENJOYMENT MUST BE INSTALLED IN ACCORDANCE WITH THE NATIONAL ELECTRIC CODE ANSI/NFPA 70 AND/OR THE AUTHORITY HAVING JURISDICTION. THIS PUMP IS NOT INTENDED FOR USE IN SWIMMING POOLS, RECREATIONAL WATER PARKS, OR INSTALLATIONS IN WHICH HUMAN CONTACT WITH PUMPED MEDIA IS A COMMON OCCURRENCE.
 - 5.) A **NON-SPARKING** BREAKAWAY FITTING MUST BE USED TO VALIDATE THE EXPLOSION PROOF LISTING.
 - 6.) WINDING RESISTANCE ± 7.5%. WINDING RESISTANCE MEASURED IN OHMS @ 25°C (BETWEEN LINES) AT MOTOR LEADS.
 - 7.) PUMP RATED FOR OPERATION AT ± 10% VOLTAGE AT MOTOR.
 - 8.) ALL EXPLOSION PROOF PUMPS AND MOTORS ARE CSA EXPLOSION-PROOF TO CLASS I DIVISION 1 GROUPS C&D T4 RATING
- ** CUSTOMER TO SPECIFY IMPELLER DIAMETER WHEN ORDERING.

Size 4VHA (Vortex)

3" Spherical Solids Handling

7365*-445

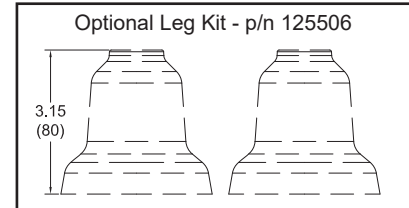
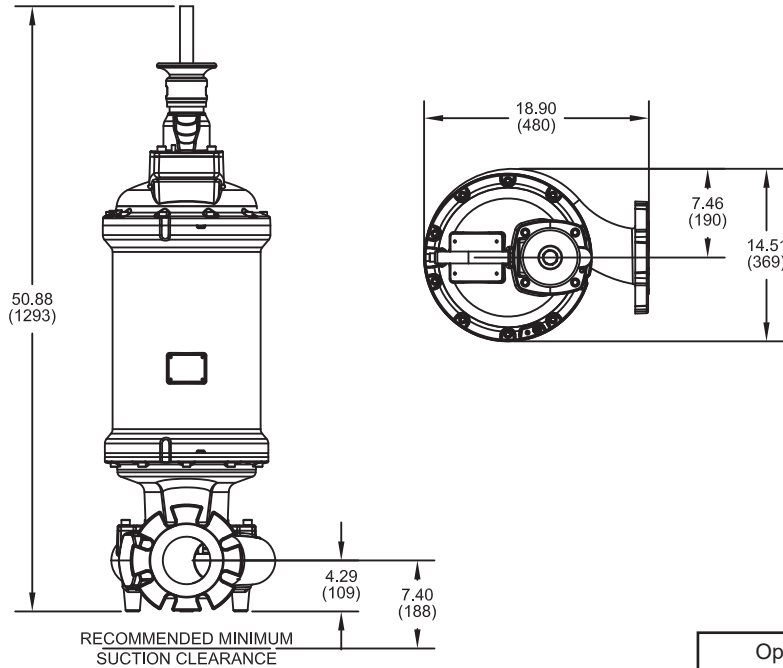
DEMING®

www.cranepumps.com

Demersible Non-Clog Pumps

#4 Frame Driver

inches
(mm)



Model No.	Imp. Dia. inches (mm)	HP	Volt	PH	Hz	RPM	NEMA Start Code	Full Load Amps	S.F.	S.F. Amps	Locked Rotor Amps	Cord P/N ▲	Cord Size
7365*-445-32-30N	**	25	208	3	60	3450	G	90.0	1.2	106.0	386.0	138319	2/4 - 18/4
			230					80.0		94.0		138319	2/4 - 18/4
7365*-445-33-30N	5.71 (145)	30	208	3	60	3450	E	106.0	1.2	128.2	386.0	138319	2/4 - 18/4
			230					94.0		109.0		138319	2/4 - 18/4
7365*-445-49-30N	6.30 (160)	40	230	3	60	3450	H	116.2	1.2	135.1	658.0	138319	2/4 - 18/4
7365*-445-64-30N	6.30 (160)	40	460	3	60	3450	H	58.1	1.2	67.4	329.0	138318	6/4 - 18/4
7365*-445-79-30N	6.30 (160)	40	575	3	60	3450	H	46.5	1.2	55.8	263.2	138317	8/4 - 18/4
7365*-445-65-30N	6.89 (175)	50	460	3	60	3450	F	69.9	1.2	82.8	329.0	138319	2/4 - 18/4
7365*-445-80-30N	6.89 (175)	50	575	3	60	3450	F	55.9	1.2	67.1	263.2	138318	6/4 - 18/4

* FOR NON-EXPLOSION PROOF (STANDARD) MODELS, USE FIGURE NUMBER 7365N.

▲ CORD SOLD SEPARATELY. CORD SUFFIX: XF - 50 FEET, XJ - 75 FEET, OR XL - 100 FEET.

IMPORTANT !

- 1.) MOISTURE AND TEMPERATURE SENSORS **MUST** BE CONNECTED TO VALIDATE THE CSA LISTING.
 - 2.) A SPECIAL MOISTURE SENSOR RELAY IS REQUIRED IN THE CONTROL PANEL FOR PROPER OPERATION OF THE MOISTURE SENSORS. CONTACT CP&S FOR INFORMATION CONCERNING MOISTURE SENSING RELAYS FOR CUSTOMER SUPPLIED CONTROL PANELS.
 - 3.) THESE PUMPS ARE CSA LISTED FOR PUMPING WATER AND WASTEWATER. **DO NOT USE TO PUMP FLAMMABLE LIQUIDS.** NOT SUITABLE FOR ENVIRONMENTS CONTAINING GASOLINE OR HEXANE.
 - 4.) INSTALLATIONS SUCH AS DECORATIVE FOUNTAINS OR WATER FEATURES PROVIDED FOR VISUAL ENJOYMENT MUST BE INSTALLED IN ACCORDANCE WITH THE NATIONAL ELECTRIC CODE ANSI/NFPA 70 AND/OR THE AUTHORITY HAVING JURISDICTION. THIS PUMP IS NOT INTENDED FOR USE IN SWIMMING POOLS, RECREATIONAL WATER PARKS, OR INSTALLATIONS IN WHICH HUMAN CONTACT WITH PUMPED MEDIA IS A COMMON OCCURRENCE.
 - 5.) A **NON-SPARKING** BREAKAWAY FITTING MUST BE USED TO VALIDATE THE EXPLOSION PROOF LISTING.
 - 6.) WINDING RESISTANCE ± 7.5%. WINDING RESISTANCE MEASURED IN OHMS @ 25°C (BETWEEN LINES) AT MOTOR LEADS.
 - 7.) PUMP RATED FOR OPERATION AT ± 10% VOLTAGE AT MOTOR.
 - 8.) ALL EXPLOSION PROOF PUMPS AND MOTORS ARE CSA EXPLOSION-PROOF TO CLASS I DIVISION 1 GROUPS C&D T4 RATING
- ** CUSTOMER TO SPECIFY IMPELLER DIAMETER WHEN ORDERING.

SECTION 42A
PAGE 58
DATE 2/18

CRANE
®

PUMPS & SYSTEMS

A Crane Co. Company

USA: (937) 778-8947 • Canada: (905) 457-6223 • International: (937) 615-3598