




Sea-Lect® Check Valve CV-0500D



- Creates & maintains pump prime
- Doubles pump lift for Guzzler “500” Series pumps
- Prevents fluid backflow
- Durable, lightweight Delrin® plastic
- Accommodates 1-1/4” - 2” hose

Performance

Max Pressure	20 psi (1.4 kg/cm ²)
Max Lift	12 ft (3.7 m)
Pressure Drop (Cracking Pressure)	Flapper: 0 psi (0 kg/cm ²)
	Duckbill: 0 psi (0 kg/cm ²)
Max Service Temp	150°F (66°C)

Available Ports



	in	1-1/4	1-1/2	2
	cm	3.18	3.81	5.08
Hose (Smooth)			S	•
NPT Female (Tapped)		•		
NPT Male (Threaded)			•	

S Standard • Optional

Materials

Body *	Delrin / Gray
Valve *	Flapper: Buna-N Duckbill: Buna-N
Fasteners	Stainless Steel

* In contact with fluid



	in	cm
A	4	10.2
B	2-1/2	6.4
C	2-3/4	7.0
Weight	0.25 lb	0.11 kg

Valve Options



Flapper — General purpose liquid transfer



Duckbill — For dirty liquid and sewage. Permits mounting in any position.

Sea-Lect® Check Valve CV-0500D



Example: CV-0500D-1-80 80

- Sea-Lect Check Valve
- Model style 0500D (Delrin/Gray)
- Buna-N Flapper Valve
- 1-1/2" Smooth Hose Connections

CV - 0500D - 1 - 80 80

Sea-Lect Product	
Option	Code
Check Valve	CV

Family	
Option	Code
1-1/2" Nominal Port Size, Delrin	0500D

Valve	
Option	Code
Flapper (Buna-N)	1
Duckbill (Buna-N)	6

Option	Code	
	Inlet	Outlet
1-1/4" NPT Tapped	71	71
1-1/2" Smooth	80	80
1-1/2" NPT Threaded	82	82
2" Smooth	90	90