



Guzzler® Hand Pump GH-3500A



- Rugged all-aluminum and stainless steel components
- Accommodates 1" — 1-1/2" hose
- 14 GPM
- Unique guided-stroke clamp ring transfers more of the pumping force into fluid motion
- Ideal for pumping heavy, viscous fluids (e.g., grout, etc.)
- Clamp ring adjusts to 12 different handle orientations

Performance

Flow Rate	Per minute ¹ : 14 Gal (53.0L) Per stroke: 0.62 Qt (0.59L)
Max Lift	12 ft (3.7 m) 22 ft (6.7 m) with check valve
Max Head	30 ft (9.1 m)
Max Pressure²	15 psi (1.0 kg/cm ²)
Max Service Temp	190°F (88°C)

¹: at 90 cpm
²: 20 psi with 19 in handle

Available Ports

	in	1	1-1/2
	cm	2.54	3.81
Hose (Smooth)			S
NPT Female (Tapped)		•	

S Standard • Optional

Valve Options




Flapper — General purpose liquid transfer.




Duckbill — For dirty liquid and sewage. Permits mounting in any position.




Optional Extra-Long Handle



Tethered, 2-Piece, 19 inch aluminum handle for effortless pumping



Features "Guided Stroke" Clamp Ring with unique 3-point handle pivot action. Ensures vertical travel of clevis, minimizing diaphragm pinching or lateral stretching during pumping action.



	in	cm
A	12-1/4	31.1
B	14	35.6
C	6-7/8	17.5
D	10-5/8	27.0
E	14-3/4	37.5
F	4-3/8	11.1
Mounting Holes	1/4	0.64
Bolt Circle Diam.	6-3/16	15.7
Weight	4.40 lb	1.99 kg

Specifications / Options

Body & Ports *	Aluminum (Silver)
Clamp Ring	Aluminum (Silver) with Stroke Guide
Handle	Aluminum: Horizontal (Silver)
Valves *	Flapper, Duckbill
Diaphragm *	Buna-N, Buna-N Double Sided, Neoprene, Viton, EPDM, Silicone
Clevis/Button Assembly *	Stainless Steel Buttons & Aluminum Clevis
Other	Aluminum mounting standoffs

* In contact with fluid

Other Views



Guzzler® Hand Pump GH-3500A



Example: GH-3500A-111-65-8080-00

- Guzzler Hand Pump
- Model style #3500A: Aluminum Body, Opposite Side Ports
- Horizontal Handle (Silver)
- Buna-N Flapper Valves
- Buna Diaphragm
- Stainless Steel Buttons and Aluminum Clevis
- Epoxy-coated Aluminum Clamp Ring with Stroke Guide
- Inlet: 1-1/2" Smooth
- Outlet: 1-1/2" Smooth
- No Spring

Guzzler Product	
Option	Code
Hand Pump	GH

Style (Family)	
Option	Code
Aluminum, Opp. Side Ports	3500A

Handle	
Option	Code
Horizontal/Silver	1
Horizontal/19"/2-Piece/Tethered	5

Valves	
Option	Code
Flapper (Buna-N)	1
Duckbill (Buna-N)	6

Diaphragm	
Option	Code
Buna Nitrile	1
Buna-N 3-Ply	2
Neoprene	3
Viton	4
EPDM	5
Silicone	7

GH - 3500A - 1 1 1 - 6 5 - 80 80 - 00

Clevis/Button Assembly	
Option	Code
SS Buttons & Alum Clevis	6

Clamp Ring	
Option	Code
Epoxy-coated Alum w/Stroke Guide	5

Hose Connections		
Option	Code	
	Inlet	Outlet
1" Tapped	51	51
1-1/2" Smooth	80	80

Internal Spring	
Option	Code
No Spring	00

