



Guzzler® Hand Pump GH-2600A / GH-2600B



- 20 GPM
- Available in aluminum (GH-2600A) or non-sparking bronze (GH-2600B)
- Accommodates 1-1/4" - 2" hose
- Stainless steel actuation
- Clamp ring adjusts to 6 different handle orientations
- Removable aluminum handle
- Universal handle converts quickly to either vertical (back-and-forth) or horizontal (up-and-down) operation

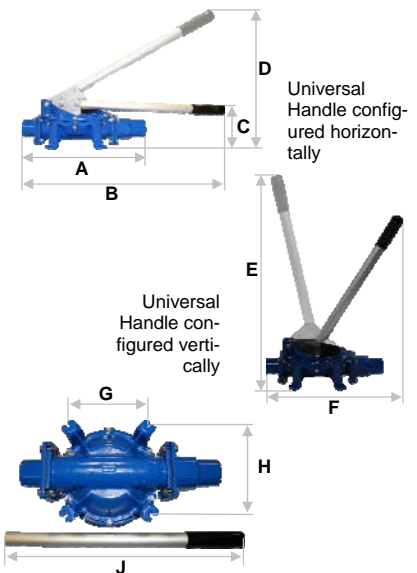

Pump in Bronze — GH-2600B



Performance

Flow Rate	Per minute ¹ : 20 GPM (75L) Per stroke: 1.1 Qt (1.03L)
Max Lift	12 ft (3.7 m) 22 ft (6.7 m with check valve)
Max Head	30 ft (9.1 m)
Max Pressure	15 psi (1.0 kg/cm ²)
Max Service Temp	190°F (88°C)

¹: at 72 cpm



Specifications / Options

Body & Ports *	Epoxy-coated Aluminum (Blue), Bronze (Bronze)
Clamp Ring	Epoxy-coated Aluminum (Blue), Bronze (Bronze)
Handle	Aluminum: Universal Handle (Removable)/Silver
Valves *	Buna-N Flapper w/molded steel reinforcement plate
Diaphragm *	Buna-N Double Sided
Clevis/Button Assembly *	Stainless Steel
Other	Thru-Deck Mounting Kit (for vertically oriented handle only)


* In contact with fluid

Available Ports

	in	1-1/4	1-1/2	2
	cm	3.18	3.81	5.08
Hose (Smooth)				S
NPT Female (Tapped)		•		
NPT Male (Threaded)			•	

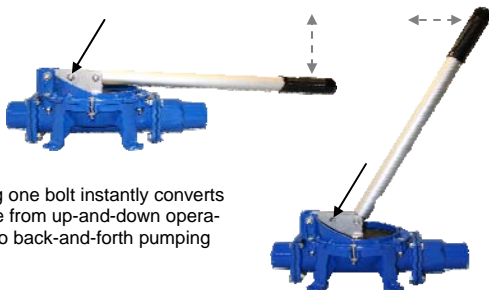
S Standard • Optional

Valve Options



Flapper — General purpose liquid transfer.

Universal Removable Handle



Moving one bolt instantly converts handle from up-and-down operation to back-and-forth pumping



Handle is removable for ease of stowing

	in	cm
A	14-3/4	37.5
B	25	63.5
C	4-1/2	11.4
D	20-3/4	52.7
E	25-1/4	64.1
F	21	53.3
G	5-3/4	14.6
H	6-3/8	16.2
J	18-1/4	46.4
Mounting Holes	1/4	0.64
Weight (Aluminum)	7.6 lb	3.4 kg
Weight (Bronze)	16.9 lb	7.7 kg

Guzzler® Hand Pump GH-2600A / 2600B



Example: GH-2600A-612-31-9090-00

- Guzzler Hand Pump
- Model style #2600A: Aluminum Body, Opposite Side Ports
- Aluminum Universal Handle (Silver) (configurable in either Horizontal or Vertical orientation)
- Buna-N Flapper Valves
- Buna-N Double-Sided Diaphragm
- Stainless Steel Clevis/Button Assembly
- Epoxy-coated Aluminum Clamp Ring
- Inlet: 2" Smooth
- Outlet: 2" Smooth
- No Spring



Guzzler Product	
Option	Code
Hand Pump	GH

Style (Family)	
Option	Code
Alum., Opp. Side Ports	2600A
Bronze, Opp. Side Ports	2600B

Handle	
Option	Code
Universal (Silver)	6

Valves	
Option	Code
Flapper (Buna-N)	1

Diaphragm	
Option	Code
Buna-N Dbl Sided	2

GH - 2600A - 6 1 2 - 3 1 - 90 90 - 00

Clevis/Button Assembly	
Option	Code
Stainless Steel	3

Clamp Ring	
Option	Code
Epoxy-coated Alum	1
Bronze	2

Option	Code	
	Inlet	Outlet
1-1/4" NPT Tapped	71	71
1-1/2 NPT Threaded	82	82
2" Smooth	90	90

Internal Spring	
Option	Code
No Spring	00